



## TNC Female Bulkhead to SMA Male Right Angle Cable Using RG174 Coax

### RF Cable Assemblies Technical Data Sheet

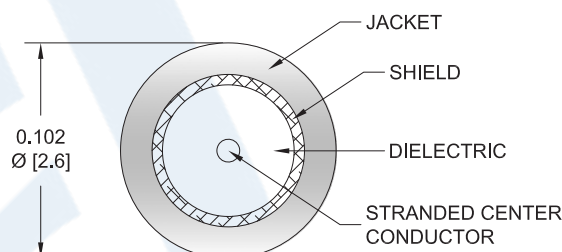
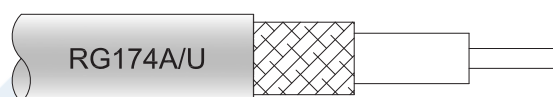
PE3W03417

#### Configuration

- Connector 1: TNC Female Bulkhead
- Connector 2: SMA Male Right Angle
- Cable Type: RG174

#### Features

- Max Frequency 1 GHz
- 66% Phase Velocity
- PVC Jacket



#### Applications

- General Purpose
- Laboratory Use

#### Description

Pasternack's PE3W03417 TNC female bulkhead to SMA male right angle cable using RG174 coax is part of our full line of RF components available for same-day shipping. Pasternack's flexible RF cable assemblies are ideal for applications where tight bends and flexure are required. This Pasternack TNC to SMA cable assembly has a female to male gender configuration with 50 ohm flexible RG174 coax. The PE3W03417 TNC female to SMA male cable assembly operates to 1 GHz. The right angle SMA interface on the RG174 cable allows for easier connections in tight spaces. Our RF cable assembly with TNC bulkhead interface allows designers to create external connections on their product enclosures, and can be used in a variety of other rack mount and panel mount applications.

Custom versions of most RF cable assemblies can be built and shipped same day. Custom cable assembly lengths can be obtained by specifying the desired length on the web site at time of order or by contacting a sales representative. Other available RF cable assembly value added services include connector orientation or clocking, heat shrink booting and custom labeling. RF testing can also be performed to document the electrical performance of your cable assembly.

#### Electrical Specifications

Description	Minimum	Typical	Maximum	Units
Frequency Range	DC		1,000	MHz
VSWR			1.5:1	
Velocity of Propagation		66		%
Capacitance		31.1 [102.03]		pF/ft [pF/m]

Click the following link (or enter part number in "SEARCH" on website) to obtain additional part information including price, inventory and certifications: [TNC Female Bulkhead to SMA Male Right Angle Cable Using RG174 Coax PE3W03417](#)



TNC Female Bulkhead to SMA Male  
Right Angle Cable Using RG174 Coax

RF Cable Assemblies Technical Data Sheet

PE3W03417

**Specifications by Frequency**

Description	F1	F2	F3	F4	F5	Units
Frequency	100	250	500	1,000		MHz
Insertion Loss (Max.)	0.08	0.12	0.19	0.32		dB/ft
	0.26	0.39	0.62	1.05		dB/m

**Electrical Specification Notes:**

Insertion Loss does not include the loss of connectors. Insertion Loss is estimated as 0.3dB of connector loss

**Mechanical Specifications**

**Cable Assembly**

**Cable**

Cable Type	RG174
Impedance	50 Ohms
Inner Conductor Type	Stranded
Inner Conductor Material and Plating	Copper Clad Steel, Silver
Dielectric Type	PE
Number of Shields	1
Shield Layer 1	Tinned Copper Braid
Jacket Material	PVC, Black
Jacket Diameter	0.11 in [2.79 mm]

Click the following link (or enter part number in "SEARCH" on website) to obtain additional part information including price, inventory and certifications: [TNC Female Bulkhead to SMA Male Right Angle Cable Using RG174 Coax PE3W03417](#)



TNC Female Bulkhead to SMA Male  
Right Angle Cable Using RG174 Coax

RF Cable Assemblies Technical Data Sheet

PE3W03417

**Connectors**

Description	Connector 1	Connector 2
Type	TNC Female Bulkhead	SMA Male Right Angle
Specification		MIL-STD-348A
Impedance	50 Ohms	50 Ohms
Contact Material and Plating		Brass, Gold
Contact Plating Specification		50 µin minimum
Dielectric Type		PTFE
Body Material and Plating	Brass, Nickel	Brass, Nickel
Body Plating Specification		100 µin minimum
Coupling Nut Material and Plating		Brass, Nickel
Coupling Nut Plating Specification		100 µin minimum
Hex Size		5/16 inch
Torque		3 in-lbs [0.34 Nm]

Mechanical Specification Notes:

\*All cable assemblies have a length tolerance of 1.5% or ± 3/8", whichever is greater.

**Compliance Certifications** (see [product page](#) for current document)

**Plotted and Other Data**

Notes:

Click the following link (or enter part number in "SEARCH" on website) to obtain additional part information including price, inventory and certifications: [TNC Female Bulkhead to SMA Male Right Angle Cable Using RG174 Coax PE3W03417](#)



## TNC Female Bulkhead to SMA Male Right Angle Cable Using RG174 Coax

### RF Cable Assemblies Technical Data Sheet

PE3W03417

#### How to Order

Part Number Configuration:

**PE3W03417**

- **xx**

**uu**

Unit of Measure:  
cm = Centimeters  
<blank> = Inches  
Length  
Base Number

Example: PE3W03417-12 = 12 inches long cable  
PE3W03417-100cm = 100 cm long cable

TNC Female Bulkhead to SMA Male Right Angle Cable Using RG174 Coax from Pasternack Enterprises has same day shipment for domestic and International orders. Our RF, microwave and millimeter wave products maintain a 99.4% availability and are part of the broadest selection in the industry.

Click the following link (or enter part number in "SEARCH" on website) to obtain additional part information including price, inventory and certifications: [TNC Female Bulkhead to SMA Male Right Angle Cable Using RG174 Coax PE3W03417](#)

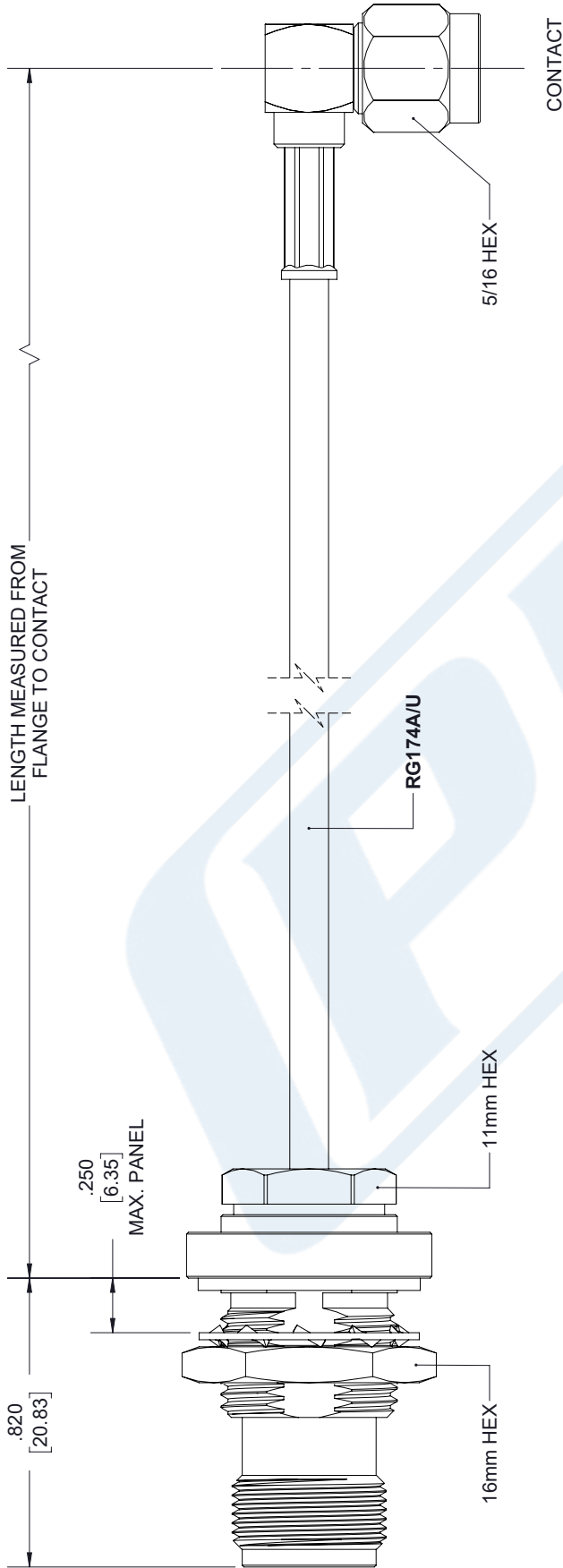
URL: <https://www.pasternack.com/tnc-female-sma-male-rg174au-cable-assembly-pe3w03417-p.aspx>

The information contained in this document is accurate to the best of our knowledge and representative of the part described herein. It may be necessary to make modifications to the part and/or the documentation of the part, in order to implement improvements. Pasternack reserves the right to make such changes as required. Unless otherwise stated, all specifications are nominal. Pasternack does not make any representation or warranty regarding the suitability of the part described herein for any particular purpose, and Pasternack does not assume any liability arising out of the use of any part or documentation.

# PE3W03417 CAD Drawing

TNC Female Bulkhead to SMA Male Right Angle Cable Using RG174 Coax

REVISIONS			
REV.	DESCRIPTION	DATE	APPROVED
A	INITIAL RELEASE	04/23/19	S. ELLIS



LENGTH MEASURED FROM FLANGE TO CONTACT

.250  
[6.35]  
MAX. PANEL

.820  
[20.83]

TNC FEMALE BULKHEAD

.472<sup>+0.005</sup><sub>-.000</sub>  
[11.99<sup>+0.13</sup><sub>0.00</sub>]

Ø .505<sup>+0.005</sup><sub>-.000</sub>  
[12.83<sup>+0.13</sup><sub>0.00</sub>]

MOUNTING HOLE

UNLESS OTHERWISE SPECIFIED LEADING DIMENSIONS ARE INCHES DIMENSIONS IN [ ] ARE MILLIMETERS	
TOLERANCES:	FRACTIONS
X±.2	[5.08]
.XX±.01	[.25]
.XXX±.005	[.13]
ANGLES ± 1°	
ALL DIMENSIONS SHOWN ARE FOR REFERENCE ONLY.	
THIRD-ANGLE PROJECTION	

**PE PASTERNAK**  
an INFINITO brand

Pasternack Enterprises, Inc.  
P.O. Box 16759, Irvine, CA 92623.  
Phone: 1.949.261.1920 | 1.866.727.8376  
Fax: 1.949.261.7451  
www.pasternack.com | e-mail: sales@pasternack.com

THE INFORMATION AND DESIGN IN THIS DOCUMENT IS THE PROPERTY OF PASTERNAK CORPORATION. ALL RIGHTS RESERVED.

SHEET 1 OF 1  
SCALE N/A

SIZE A CAGE 53919 DRAWN BY K.DANG PART NUMBER PE3W03417 REV A

THESE COMMODITIES, TECHNOLOGY OR SOFTWARE WERE EXPORTED FROM THE UNITED STATES IN ACCORDANCE WITH THE EXPORT ADMINISTRATION REGULATIONS. DIVERSION CONTRARY TO U.S. LAW PROHIBITED.