



## WR-229 Waveguide Standard Gain Horn Antenna Operating From 3.3 GHz to 4.9 GHz With a Nominal 20 dB Gain N Female Input

### Gain Horns with Waveguide to Coax Adapters Tech-

PE9862/NF-20

#### Configuration

Design	WR-229 Standard Gain Horn
Pattern	Directional
Polarization	Linear
Coaxial Interface	N Female

#### Electrical Specifications

Description	Minimum	Typical	Maximum	Units
Frequency Range	3.3		4.9	GHz
Impedance		50		Ohms
<b>Waveguide Standard Gain Horn</b>				
Gain		20		dB
Horizontal Half Power Beam Width		16.7		Degrees
Vertical Half Power Beam Width		17.1		Degrees
<b>Waveguide to Coaxial Adapter</b>				
Input VSWR			1.25:1	

#### Mechanical Specifications

<b>Size</b>	
Weight	1.066 lbs [483.53 g]
<b>RF Connector</b>	
Type	N Female
<b>Waveguide Interface</b>	
Waveguide Size	WR-229

#### Environmental Specifications

**Compliance Certifications** (see [product page](#) for current document)

#### Plotted and Other Data

2 Dimensional OML Drawing	PE9862/NF-20
Notes:	

Click the following link (or enter part number in "SEARCH" on website) to obtain additional part information including price, inventory and certifications: [WR-229 Waveguide Standard Gain Horn Antenna Operating From 3.3 GHz to 4.9 GHz With a Nominal 20 dB Gain N Female Input PE9862/NF-20](#)



## WR-229 Waveguide Standard Gain Horn Antenna Operating From 3.3 GHz to 4.9 GHz With a Nominal 20 dB Gain N Female Input

### Gain Horns with Waveguide to Coax Adapters Tech-

PE9862/NF-20

WR-229 Waveguide Standard Gain Horn Antenna Operating From 3.3 GHz to 4.9 GHz With a Nominal 20 dB Gain N Female Input from Pasternack Enterprises has same day shipment for domestic and International orders. Our RF, microwave and millimeter wave products maintain a 99.4% availability and are part of the broadest selection in the industry.

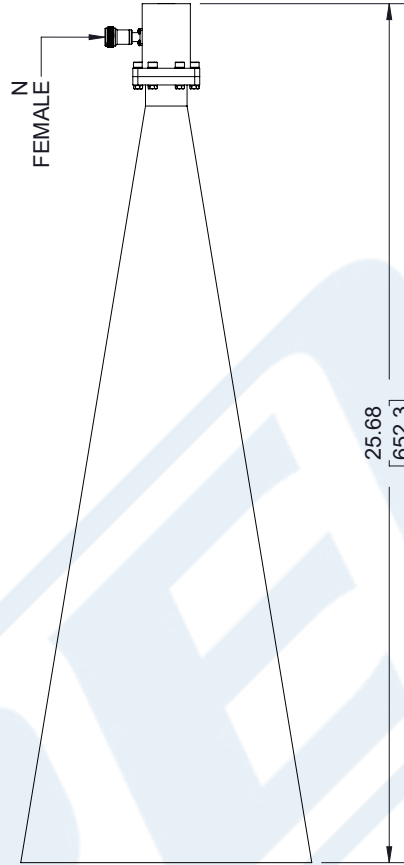
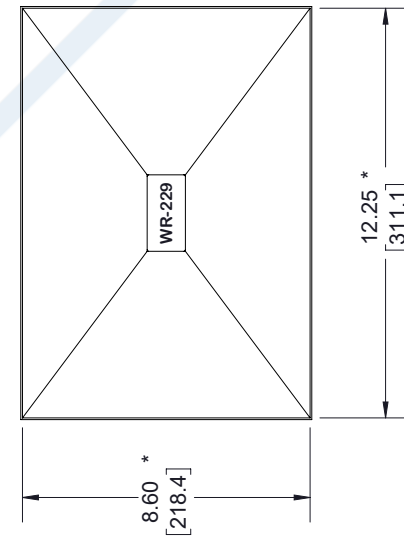
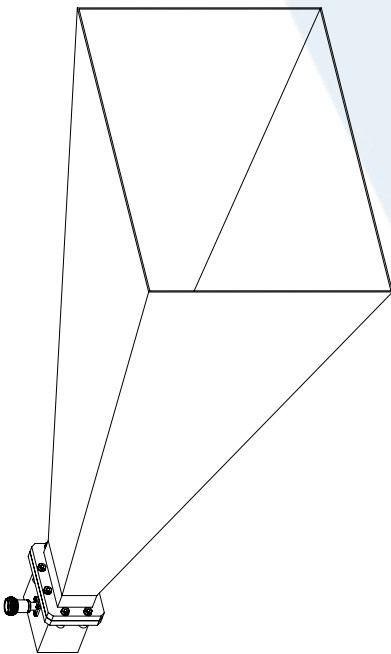
Click the following link (or enter part number in "SEARCH" on website) to obtain additional part information including price, inventory and certifications: [WR-229 Waveguide Standard Gain Horn Antenna Operating From 3.3 GHz to 4.9 GHz With a Nominal 20 dB Gain N Female Input PE9862/NF-20](#)

URL: <https://www.pasternack.com/standard-gain-horn-waveguide-size-wr229-20-db-gain-n-female-pe9862nf-20-p.aspx>

The information contained in this document is accurate to the best of our knowledge and representative of the part described herein. It may be necessary to make modifications to the part and/or the documentation of the part, in order to implement improvements. Pasternack reserves the right to make such changes as required. Unless otherwise stated, all specifications are nominal. Pasternack does not make any representation or warranty regarding the suitability of the part described herein for any particular purpose, and Pasternack does not assume any liability arising out of the use of any part or documentation.

# PE9862/NF-20 CAD Drawing

WR-229 Waveguide Standard Gain Horn Antenna Operating From 3.3 GHz to 4.9 GHz With a Nominal 20 dB Gain N Female Input



\* INSIDE DIMENSION

**STANDARD TOLERANCES**

.X ±0.2  
 .XX ±0.01  
 .XXX ±0.005

\*STANDARD TOLERANCES APPLY ONLY TO DIMENSIONS IN INCHES



Pasternack Enterprises, Inc.  
 P.O. Box 16759 | Irvine | CA | 92623  
**Phone:** (949) 261-1920 | **Fax:** (949) 261-7451  
**Website:** www.pasternack.com | **E-Mail:** sales@pasternack.com

DWG TITLE

PE9862/NF-20

CAGE CODE 53919

NOTES:  
 1. UNLESS OTHERWISE SPECIFIED ALL DIMENSIONS ARE NOMINAL.  
 2. ALL SPECIFICATIONS ARE SUBJECT TO CHANGE WITHOUT NOTICE AT ANY TIME  
 3. DIMENSIONS ARE IN INCHES [mm].

CAD FILE 101117

SCALE N/A

SIZE A

7361