


Low Loss Flexible LMR-195-FR Fire Rated Coax Cable Double Shielded with Black FRPE Jacket



LMR-195-FR

Times Microwave Systems Coax Cable Specification

Configuration

- Low Loss, Fire Rated Flexible Cable
- 2 Shield(s)

Features

- Max Operating Frequency of 8 GHz
- Low Loss Cable
- Phase Velocity 76% VoP

Applications

- Laboratory Applications
- General Purpose RF Interconnect

Description

LMR-195-FR part number from Pasternack is a LMR-195-FR coax cable that is flexible. Pasternack LMR-195-FR flexible coax cable is 50 Ohm and has a PE dielectric. Our LMR-195-FR coax is constructed with a 0.195 jacket made of FRPE. LMR-195-FR coax has a shield count of 2, a RF shielding of 90 dB and the maximum frequency for this Pasternack cable is 8 GHz. LMR-195-FR coax cable has an attenuation at 1 GHz of 11.8 dB.

Pasternack LMR-195-FR coax cables are part of over 40,000 RF, microwave and millimeter wave components. LMR-195-FR cables and our other RF parts are available for same day shipping worldwide. Custom RF cable assemblies using LMR-195-FR or other coax can be built and shipped same day as well.


Electrical Specifications

Description	Minimum	Typical	Maximum	Units
Frequency Range	DC		8	GHz
Impedance		50		Ohms
Velocity of Propagation		76		%
Time Delay		1.27 [4.17]		ns/ft [ns/m]
Shielding Effectiveness	90			dB
Dielectric Withstanding Voltage (DC)			1,000	Vdc
Jacket Spark			3,000	Vrms
Inner Conductor DC Resistance			7.6	Ohms/1000ft
Outer Conductor DC Resistance			4.9	Ohms/1000ft
Nominal Capacitance		25.4 [83.33]		pF/ft [pF/m]
Nominal Inductance		0.064 [0.21]		uH/ft [uH/m]
Input Power (Peak)			2.5	kWatts

Performance by Frequency Band

Description	F1	F2	F3	F4	F5	Units
Frequency	50	150	220	450	900	MHz

Low Loss Flexible LMR-195-FR Fire Rated Rated Coax Cable Double Shielded with Black FRPE Jacket



LMR-195-FR

Performance by Frequency Band

Description	F1	F2	F3	F4	F5	Units
Attenuation, Typ	2.5	4.4	5.4	7.8	11.1	dB/100ft
	8.2	14.44	17.72	25.59	36.42	dB/100m
Input Power (CW), Max	680	390	320	220	160	Watts

Description	F6	F7	F8	F9	F10	Units
Frequency	1.5	1.8	2	2.5	5.8	GHz
Attenuation, Typ	14.5	16	16.9	19	29.9	dB/100ft
	47.57	52.49	55.45	62.34	98.1	dB/100m
Input Power (CW), Max	120	110	100	90	60	Watts

Mechanical Specifications

Diameter	0.195 in [4.95 mm]
Weight	0.028 lbs/ft [0.04 kg/m]
Min. Bend Radius (Installation)	0.5 in [12.7 mm]
Min. Bend Radius (Repeated)	2 in [50.8 mm]
Bending Moment	0.2 lbs-ft [0.27 N-m]
Tensile Strength	40 lbs [18.14 kg]
Flat Plate Crush	15 lbs/in [0.27 kg/mm]

Construction Specifications

Description	Material and Plating	Diameter
Inner Conductor	Copper, 1 Strand	0.037 in [0.94 mm]
Conductor Type	Solid	
Dielectric	PE	0.11 in [2.79 mm]
First Shield	Aluminum Tape	
Second Shield	Tinned Copper Braid	
Jacket	FRPE, Black	0.195 in [4.95 mm]

Environmental Specifications


Temperature	
Operating Range	-40 to +85 deg C
Storage Range	-70 to +85 deg C

Compliance Certifications (see [product page](#) for current document)

Plotted and Other Data

Notes:

Low Loss Flexible LMR-195-FR Fire Rated Rated Coax Cable Double Shielded with Black FRPE Jacket



LMR-195-FR

Low Loss Flexible LMR-195-FR Fire Rated Rated Coax Cable Double Shielded with Black FRPE Jacket from Pasternack Enterprises has same day shipment for domestic and International orders. Our RF, microwave and millimeter wave products maintain a 99.4% availability and are part of the broadest selection in the industry.

Click the following link (or enter part number in "SEARCH" on website) to obtain additional part information including price, inventory and certifications: [Low Loss Flexible LMR-195-FR Fire Rated Rated Coax Cable Double Shielded with Black FRPE Jacket LMR-195-FR](#)

URL: <https://www.pasternack.com/50-ohm-flexible-lmr-195-fr-frpe-jacket-aluminum-tape-over-tinned-copper-braid-outer-conductor-double-shielded-black-lmr-195-fr-p.aspx>

The information contained within this document is accurate to the best of our knowledge and representative of the part described herein. It may be necessary to make modifications to the part and/or the documentation of the part in order to implement improvements. Pasternack Enterprises reserves the right to make such changes as required. Unless otherwise stated, all specifications are nominal. Pasternack Enterprises does not make any representation or warranty regarding the suitability of the part described herein for any particular purpose, and Pasternack Enterprises does not assume liability arising out of the use of any part or document.