


Low Loss Flexible LMR-400-DB Outdoor/Watertight Rated Coax Cable Double Shielded with Black PE Jacket



LMR-400-DB

Times Microwave Systems Coax Cable Specification

Configuration

- Low Loss, Outdoor/Watertight Flexible Cable
- 2 Shield(s)

Features

- Max Operating Frequency of 8 GHz
- Low Loss Cable
- Phase Velocity 85% VoP

Applications

- Laboratory Applications
- General Purpose RF Interconnect

Description


LMR-400-DB part number from Pasternack is a LMR-400-DB coax cable that is flexible. Pasternack LMR-400-DB flexible coax cable is 50 Ohm and has a PE (F) dielectric. Our LMR-400-DB coax is constructed with a 0.405 jacket made of PE. LMR-400-DB coax has a shield count of 2, a RF shielding of 90 dB and the maximum frequency for this Pasternack cable is 8 GHz. LMR-400-DB coax cable has an attenuation at 1 GHz of 4.15 dB.

Pasternack LMR-400-DB coax cables are part of over 40,000 RF, microwave and millimeter wave components. LMR-400-DB cables and our other RF parts are available for same day shipping worldwide. Custom RF cable assemblies using LMR-400-DB or other coax can be built and shipped same day as well.

Electrical Specifications

Description	Minimum	Typical	Maximum	Units
Frequency Range	DC		8	GHz
Cutoff Frequency		16.2		GHz
Impedance		50		Ohms
Velocity of Propagation		85		%
Time Delay		1.2 [3.94]		ns/ft [ns/m]
Shielding Effectiveness	90			dB
Dielectric Withstanding Voltage (DC)			2,500	Vdc
Jacket Spark			8,000	Vrms
Inner Conductor DC Resistance			1.39	Ohms/1000ft
Outer Conductor DC Resistance			1.65	Ohms/1000ft
Nominal Capacitance		23.9 [78.41]		pF/ft [pF/m]
Nominal Inductance		0.06 [0.2]		uH/ft [uH/m]
Input Power (Peak)			16	kWatts

Low Loss Flexible LMR-400-DB Outdoor/Watertight Rated
Coax Cable Double Shielded with Black PE Jacket



LMR-400-DB

Performance by Frequency Band

Description	F1	F2	F3	F4	F5	Units
Frequency	50	150	220	450	900	MHz
Attenuation, Typ	0.9	1.5	1.9	2.7	3.9	dB/100ft
	2.95	4.92	6.23	8.86	12.8	dB/100m
Input Power (CW), Max	2,570	1,470	1,200	830	580	Watts

Description	F6	F7	F8	F9	F10	Units
Frequency	1.5	1.8	2	2.5	5.8	GHz
Attenuation, Typ	5.1	5.7	6	6.8	10.8	dB/100ft
	16.73	18.7	19.69	22.31	35.43	dB/100m
Input Power (CW), Max	440	400	370	330	210	Watts

Mechanical Specifications

Diameter	0.405 in [10.29 mm]
Weight	0.07 lbs/ft [0.1 kg/m]
Min. Bend Radius (Installation)	1 in [25.4 mm]
Min. Bend Radius (Repeated)	4 in [101.6 mm]
Bending Moment	0.5 lbs-ft [0.68 N-m]
Tensile Strength	160 lbs [72.57 kg]
Flat Plate Crush	40 lbs/in [0.71 kg/mm]

Construction Specifications

Description	Material and Plating	Diameter
Inner Conductor	Copper Clad Aluminum, 1 Strand	0.108 in [2.74 mm]
Conductor Type	Solid	
Dielectric	PE (F)	0.285 in [7.24 mm]
First Shield	Aluminum Tape	
Second Shield	Tinned Copper Braid	
Jacket	PE, Black	0.405 in [10.29 mm]

Environmental Specifications


Temperature	
Operating Range	-40 to +85 deg C
Storage Range	-70 to +85 deg C

Compliance Certifications (see [product page](#) for current document)

Plotted and Other Data

Notes:

Low Loss Flexible LMR-400-DB Outdoor/Watertight Rated Coax Cable Double Shielded with Black PE Jacket



LMR-400-DB

Low Loss Flexible LMR-400-DB Outdoor/Watertight Rated Coax Cable Double Shielded with Black PE Jacket from Pasternack Enterprises has same day shipment for domestic and International orders. Our RF, microwave and millimeter wave products maintain a 99.4% availability and are part of the broadest selection in the industry.

Click the following link (or enter part number in "SEARCH" on website) to obtain additional part information including price, inventory and certifications: [Low Loss Flexible LMR-400-DB Outdoor/Watertight Rated Coax Cable Double Shielded with Black PE Jacket LMR-400-DB](#)

URL: <https://www.pasternack.com/50-ohm-low-loss-flexible-lmr400db-pe-jacket-double-shielded-black-lmr-400-db-p.aspx>

The information contained within this document is accurate to the best of our knowledge and representative of the part described herein. It may be necessary to make modifications to the part and/or the documentation of the part in order to implement improvements. Pasternack Enterprises reserves the right to make such changes as required. Unless otherwise stated, all specifications are nominal. Pasternack Enterprises does not make any representation or warranty regarding the suitability of the part described herein for any particular purpose, and Pasternack Enterprises does not assume liability arising out of the use of any part or document.