



Low Loss 20 dB 7/16 DIN Unequal Tapper Optimized For Mobile Networks From 380 MHz to 3 GHz Rated To 300 Watts

TECHNICAL DATA SHEET

PE-T2000

Pasternack's Line of High Power Wideband Tappers have been designed to maintain a Split Ratio across all frequencies between 380MHz and 6Ghz. There is minimal Insertion Loss, VSWR, and Low PIM. Mechanically the parts have no solder joints inside the Aluminum Casing and are IP65 / IP67 rated allowing for placement in rugged environments. This setup along with select bands optimization makes them ideal for Mobile Networks Infrastructure.

- Split Ratios Ranging from 1:3 to 1:1000
- Power Ratings up to 300 Watts
- Low PIM (150dBc) Low VSWR (1.15)
- Rugged Designs available with optional mounting brackets

Configuration

Design	Low Loss Tapper
Frequency Range, GHz	0.38 to 3
Input	7/16 DIN Female
Output	7/16 DIN Female
Sample Port	7/16 DIN Female
Number of Output Ports	2
Housing Material and Plating	Passivated Aluminum

Electrical Specifications

Split Ratio	1:99
Number of Bands	4
Impedance, Ohms	50
Maximum Insertion Loss, dB *	0.21
Maximum Input Power, Watts	300
Maximum Input VSWR	1.15:1
Peak Input Power, KWatts	3
Passive Intermodulation (2 x 43 dBm), dBc	150
Band 1	
Frequency, GHz	0.38 to 1.55
Coupling Tolerance, dB	1
VSWR	1.15
Band 2	
Frequency, GHz	1.65 to 2.7
Coupling Tolerance, dB	1
VSWR	1.15:1
Band 3	
Frequency, GHz	3.4 to 4.5
Coupling Tolerance, dB	3
VSWR	1.15:1

Click the following link (or enter part number in "SEARCH" on website) to obtain additional part information including price, inventory and certifications: [Low Loss 20 dB 7/16 DIN Unequal Tapper Optimized For Mobile Networks From 380 MHz to 3 GHz Rated To 300 Watts PE-T2000](#)



Low Loss 20 dB 7/16 DIN Unequal Tapper Optimized For Mobile Networks From 380 MHz to 3 GHz Rated To 300 Watts

TECHNICAL DATA SHEET

PE-T2000

Band 4

Range, GHz	5 to 6
Coupling Tolerance, dB	3.5
VSWR	1.15:1

Mechanical Specifications

Size

Length, in [mm]	5.71 [145.03]
Width, in [mm]	1.5 [38.1]
Height, in [mm]	2.34 [59.44]
Weight, lbs [g]	0.75 [340.19]
Humidity	IP65

Connector 1

Contact Material and Plating	Brass, Silver
Outer Conductor Material and Plating	Brass, Silver
Body Material and Plating	Brass, Silver

Connector 2

Contact Material and Plating	Brass, Silver
Outer Conductor Material and Plating	Brass, Silver
Body Material and Plating	Brass, Silver

Connector 3

Contact Material and Plating	Brass, Silver
Outer Conductor Material and Plating	Brass, Silver
Body Material and Plating	Brass, Silver

Compliance Certifications (visit www.Pasternack.com for current document)
RoHS Compliant

Click the following link (or enter part number in "SEARCH" on website) to obtain additional part information including price, inventory and certifications: [Low Loss 20 dB 7/16 DIN Unequal Tapper Optimized For Mobile Networks From 380 MHz to 3 GHz Rated To 300 Watts PE-T2000](#)



Low Loss 20 dB 7/16 DIN Unequal Tapper Optimized For Mobile Networks From 380 MHz to 3 GHz Rated To 300 Watts

TECHNICAL DATA SHEET

PE-T2000

Plotted and Other Data

- * Notes:
- Values at 25 °C, sea level
 - Main line VSWR usable to DC
 - Coupling Port usable to 148 MHz or less with acceptable roll-off.
 - Insertion Loss = Dissipative Loss + Coupling Loss
 - Resonant Free in listed operating bands, Resonance may occur outside specified operating bands

Low Loss 20 dB 7/16 DIN Unequal Tapper Optimized For Mobile Networks From 380 MHz to 3 GHz Rated To 300 Watts from Pasternack Enterprises has same day shipment for domestic and International orders. Our RF, microwave and fiber optic products maintain a 99% availability and are part of the broadest selection in the industry.

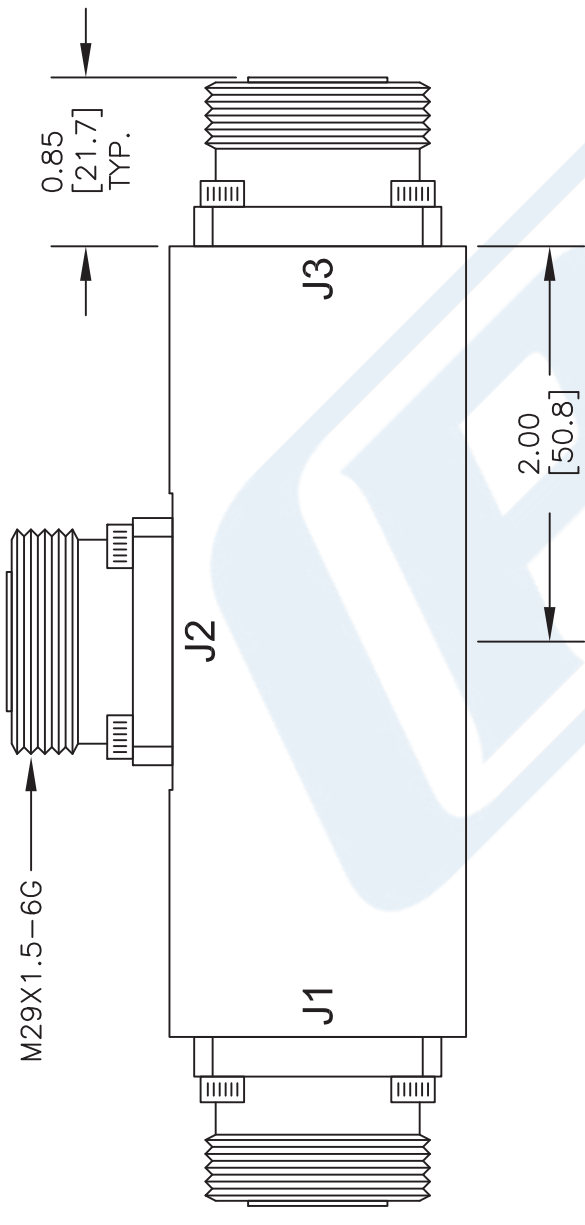
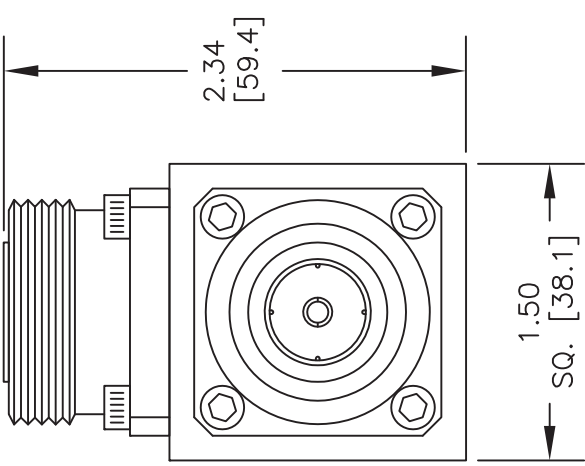
Click the following link (or enter part number in "SEARCH" on website) to obtain additional part information including price, inventory and certifications: [Low Loss 20 dB 7/16 DIN Unequal Tapper Optimized For Mobile Networks From 380 MHz to 3 GHz Rated To 300 Watts PE-T2000](http://www.pasternack.com/low-loss-20db-7-16-unequaltapper-380-mhz-6-ghz-300watts-pe-t2000-p.aspx)

URL: <http://www.pasternack.com/low-loss-20db-7-16-unequaltapper-380-mhz-6-ghz-300watts-pe-t2000-p.aspx>

The information contained in this document is accurate to the best of our knowledge and representative of the part described herein. It may be necessary to make modifications to the part and/or the documentation of the part, in order to implement improvements. Pasternack reserves the right to make such changes as required. Unless otherwise stated, all specifications are nominal. Pasternack does not make any representation or warranty regarding the suitability of the part described herein for any particular purpose, and Pasternack does not assume any liability arising out of the use of any part or documentation.

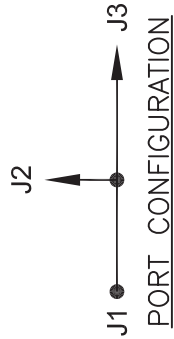
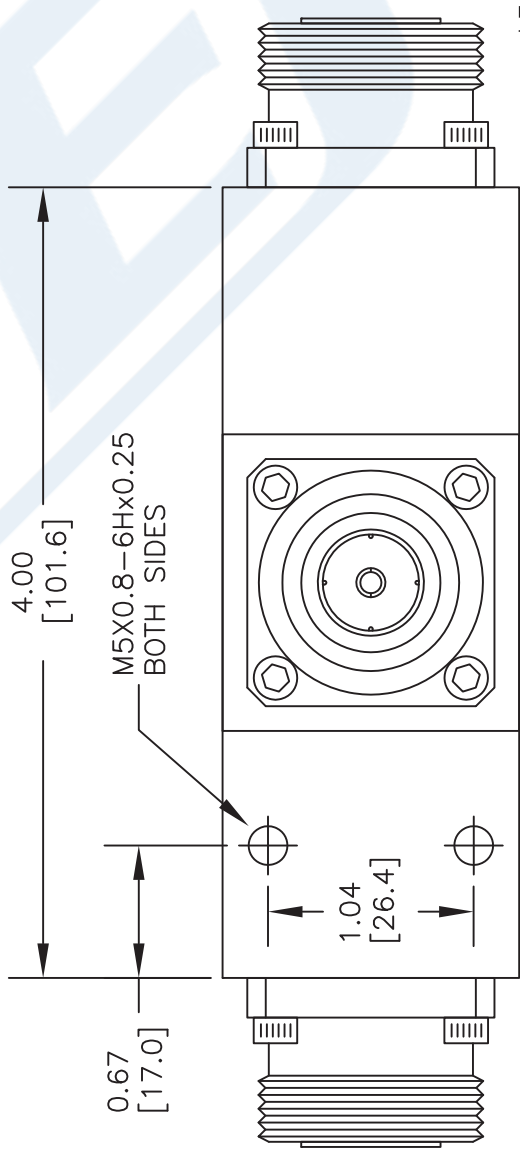
PE-T2000 CAD Drawing

Low Loss 20 dB 7/16 DIN Unequal Tapper Optimized For Mobile
Networks From 380 MHz to 3 GHz Rated To 300 Watts



7/16 DIN
FEMALE
OUTPUT

7/16 DIN
FEMALE
INPUT



* FOR OPTIONAL MOUNTING BRACKET, SEE PE1012.

NOTES:
1. UNLESS OTHERWISE SPECIFIED ALL DIMENSIONS ARE NOMINAL.
2. ALL SPECIFICATIONS ARE SUBJECT TO CHANGE WITHOUT NOTICE AT ANY TIME.
3. DIMENSIONS ARE IN INCHES [mm].

DWG TITLE

PE-T2000

FSCM NO. 53919

2233

SIZE A

SCALE N/A

CAD FILE 090913

PE PASTERNAK®
Pasternack Enterprises, Inc.
P.O. Box 16759 | Irvine | CA | 92623

Phone: (949) 261-1920 | Fax: (949) 261-7451
Website: www.pasternack.com | E-Mail: sales@pasternack.com