

10 MHz to 2.5 GHz N Broadband Bias Tee, Male Output,
Rated to 2.5 Amps and 100 Volts, DC SMA connector

Bias Tees Technical Data Sheet

PE1623

Features

- General Purpose Broadband Bias Tee
- 10 MHz to 2.5 GHz Frequency Range
- Insertion Loss: 0.3 dB Typ
- Isolation: 40 dB typ
- VSWR: 1.1:1 typ
- RF Input Power Handling 5W max
- 50 Ohms Input and Output Matched
- N Type Female RF Input Connector
- N Type Male RF Output Connector
- DC Connector: SMA Female
- Operational Temperature: -55°C to +105°C
- Rating: 2.5A max DC Current and +100V max DC Voltage

Applications

- Biasing for Antenna Amplifiers, Laser Diodes, Photo Diodes, Optical Modulators
- Test & Measurement
- SATCOM
- Wireless Communications
- Systems
- Power over Ethernet
- Base Stations and Radios

Description

The PE1623 is a Broadband Bias Tee that operates from 10 MHz to 2.5 GHz. This general purpose Bias Tee is used in applications that require a source of DC voltage and current to be injected into an RF circuit without affecting the RF signal through the main transmission path. The module is designed for a 50 ohm input/output impedance and displays impressive typical performance that includes 0.3 dB insertion loss, 40 dB Isolation, and 1.1:1 VSWR. The Bias Tee is rated for 2.5 Amps and +100 Volts max DC voltage. Maximum RF input power handling is 5W. The compact package uses an N Type Female connector at the RF input and an N Type Male connector at the RF output. An SMA Female connector is used for the DC port. Operational Temperature is -55°C to +105°C.

Configuration

RF Port Connector	N Female
DC/RF Port Connector	N Male
DC Port Connector	SMA Female

Electrical Specifications

Description	Minimum	Typical	Maximum	Units
Frequency Range	0.01		2.5	GHz
Impedance		50		Ohms
VSWR		1.1:1	1.5:1	
Insertion Loss		0.3	1	dB
RF to Bias Isolation		40		dB
DC Voltage			100	Vdc
DC Current			2.5	A
Input Power (CW)			5	Watts

Click the following link (or enter part number in "SEARCH" on website) to obtain additional part information including price, inventory and certifications: [10 MHz to 2.5 GHz N Broadband Bias Tee, Male Output, Rated to 2.5 Amps and 100 Volts, DC SMA connector PE1623](#)



10 MHz to 2.5 GHz N Broadband Bias Tee, Male Output,
Rated to 2.5 Amps and 100 Volts, DC SMA connector

Bias Tees Technical Data Sheet

PE1623

Bias Path Resistance	0.04	0.05	Ohm
3dB Bandwidth	0.005	15	GHz

Electrical Specification Notes:
Values at +25°C, sea level.

Mechanical Specifications

Size

Length	1.29 in [32.77 mm]
Width	0.85 in [21.59 mm]
Height	1 in [25.4 mm]
Weight	0.05 lbs [22.68 g]

Environmental Specifications

Temperature

Operating Range	-55 to +105 deg C
Storage Range	-60 to +90 deg C

Compliance Certifications (see [product page](#) for current document)

Plotted and Other Data

Notes:

Click the following link (or enter part number in "SEARCH" on website) to obtain additional part information including price, inventory and certifications: [10 MHz to 2.5 GHz N Broadband Bias Tee, Male Output, Rated to 2.5 Amps and 100 Volts, DC SMA connector PE1623](#)

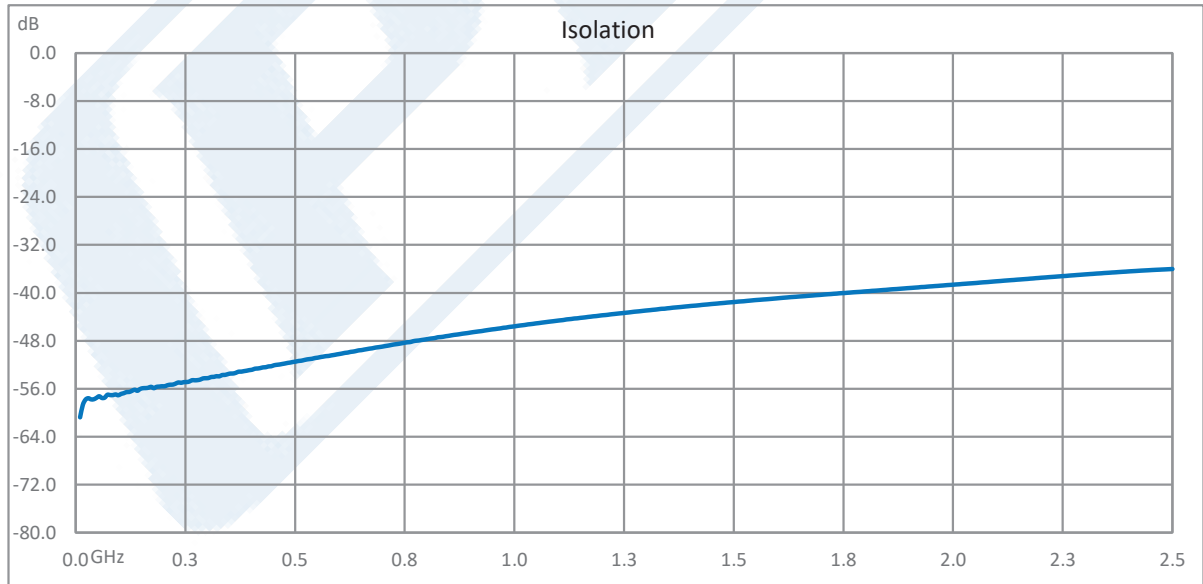
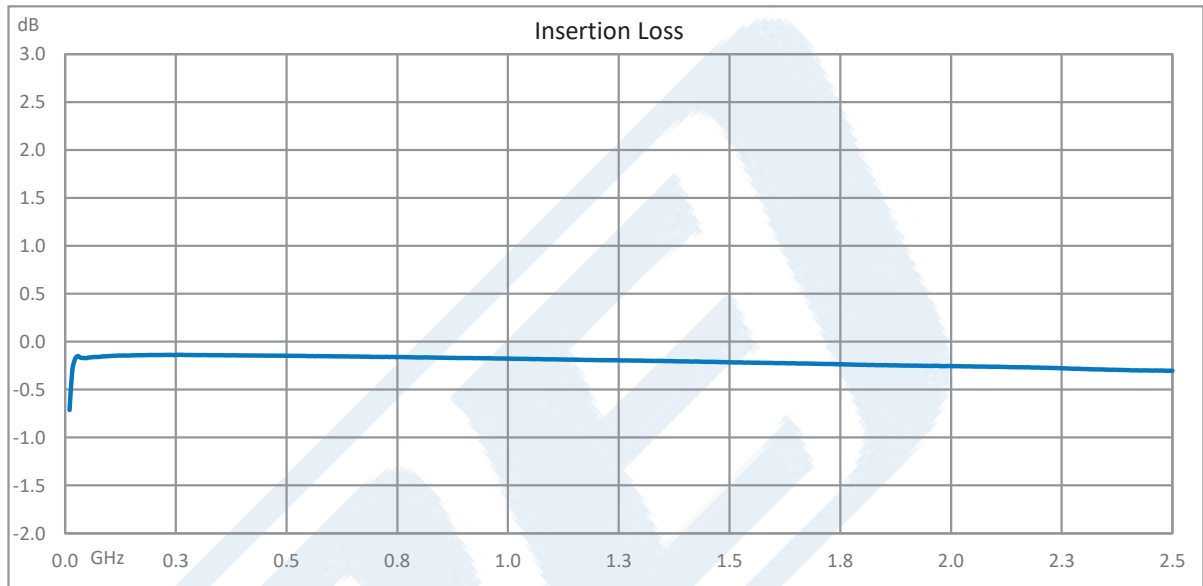


10 MHz to 2.5 GHz N Broadband Bias Tee, Male Output,
Rated to 2.5 Amps and 100 Volts, DC SMA connector

Bias Tees Technical Data Sheet

PE1623

Typical Performance Data



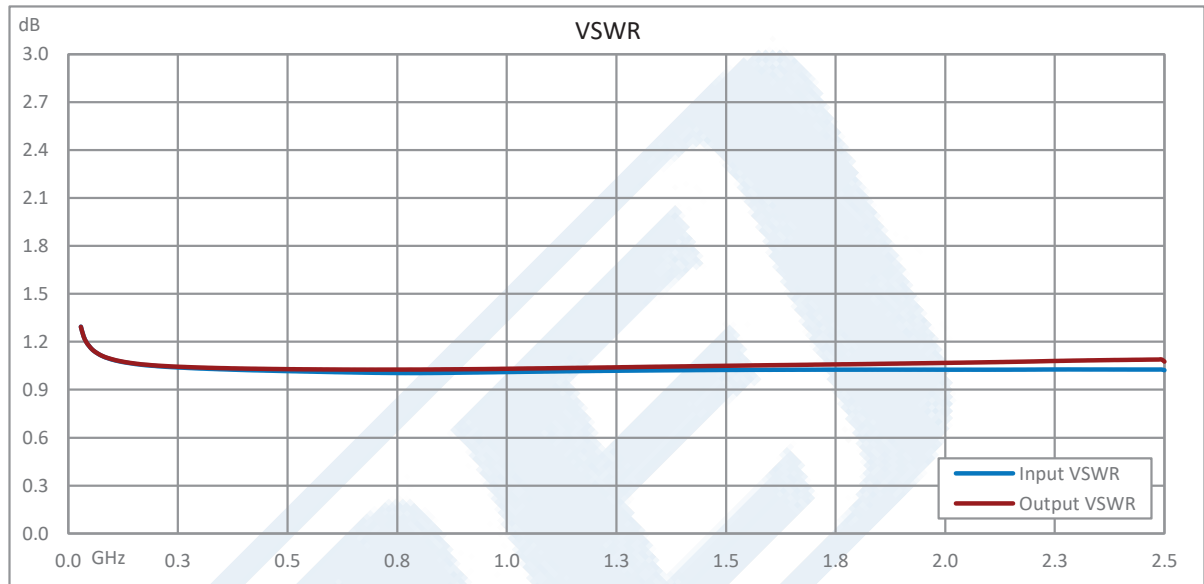
Click the following link (or enter part number in "SEARCH" on website) to obtain additional part information including price, inventory and certifications: [10 MHz to 2.5 GHz N Broadband Bias Tee, Male Output, Rated to 2.5 Amps and 100 Volts, DC SMA connector PE1623](#)



10 MHz to 2.5 GHz N Broadband Bias Tee, Male Output,
Rated to 2.5 Amps and 100 Volts, DC SMA connector

Bias Tees Technical Data Sheet

PE1623



10 MHz to 2.5 GHz N Broadband Bias Tee, Male Output, Rated to 2.5 Amps and 100 Volts, DC SMA connector from Pasternack Enterprises has same day shipment for domestic and International orders. Our RF, microwave and millimeter wave products maintain a 99.4% availability and are part of the broadest selection in the industry.

Click the following link (or enter part number in "SEARCH" on website) to obtain additional part information including price, inventory and certifications: [10 MHz to 2.5 GHz N Broadband Bias Tee, Male Output, Rated to 2.5 Amps and 100 Volts, DC SMA connector PE1623](https://www.pasternack.com/n-bias-tee-10-mhz-2.5-ghz-2500-ma-100-volts-dc-pe1623-p.aspx)

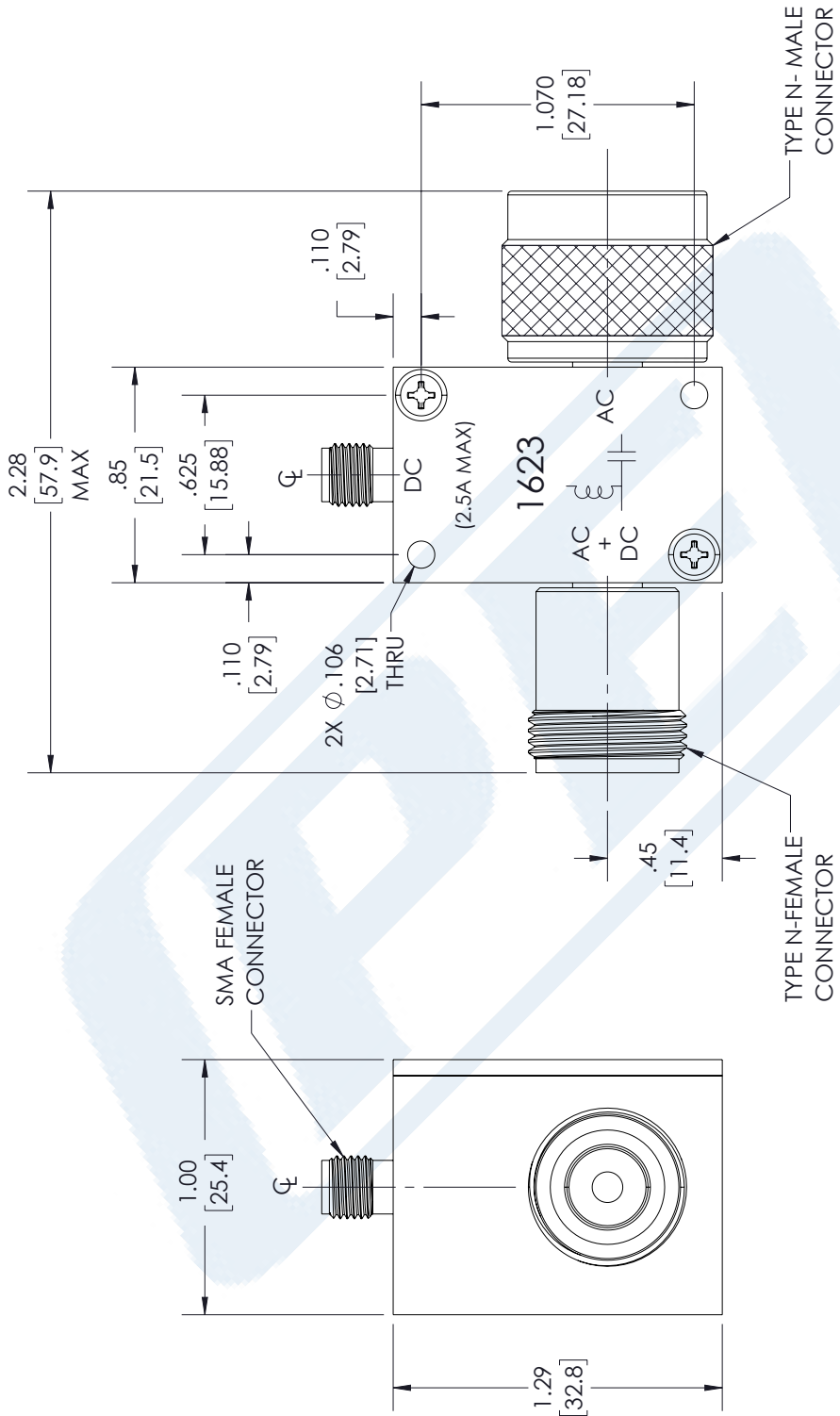
URL: <https://www.pasternack.com/n-bias-tee-10-mhz-2.5-ghz-2500-ma-100-volts-dc-pe1623-p.aspx>

The information contained in this document is accurate to the best of our knowledge and representative of the part described herein. It may be necessary to make modifications to the part and/or the documentation of the part, in order to implement improvements. Pasternack reserves the right to make such changes as required. Unless otherwise stated, all specifications are nominal. Pasternack does not make any representation or warranty regarding the suitability of the part described herein for any particular purpose, and Pasternack does not assume any liability arising out of the use of any part or documentation.

PE1623 CAD Drawing

10 MHz to 2.5 GHz N Broadband Bias Tee, Male Output, Rated to 2.5 Amps and 100 Volts, DC SMA connector

REVISIONS		
REV.	DESCRIPTION	DATE
A	INITIAL RELEASE	06/03/2022
		APPROVED
		TGALLA



UNLESS OTHERWISE SPECIFIED LEADING DIMENSIONS ARE INCHES DIMENSIONS IN [] ARE MILLIMETERS

TOLERANCES:

.X = ±.2 [5.08] FRACTIONS ± 1/32

.XX = ±.02 [.51] ANGLES ± 1°

.XXX = ±.005 [.13]

CABLE LENGTH (L) TOLERANCES:

L ≤ 12 [305] = +1 [25] / -0

12 [305] < L ≤ 60 [1524] = +2 [51] / -0

60 [1524] < L ≤ 120 [3048] = +4 [102] / -0

120 [3048] < L ≤ 300 [7620] = +6 [152] / -0

300 [7620] < L = +5%L / -0

ALL DIMENSIONS SHOWN ARE FOR REFERENCE ONLY.

THIRD-ANGLE PROJECTION

THE INFORMATION AND DESIGN IN THIS DOCUMENT IS THE PROPERTY OF PASTERNAK CORPORATION ALL RIGHTS RESERVED.

SHEET 1 OF 1

SCALE N/A

Pasternack Enterprises, Inc.
 P. O. Box 16759, Irvine, CA 92623.
 Phone: 1.949.261.1920 | 1.866.727.8376
 Fax: 1.949.261.7451
 Website: www.pasternack.com
 E-mail: sales@pasternack.com

SIZE	CAGE CODE	DRAWN BY	ITEM NO.
A	53919	BPUCHASKI	PE1623

THESE COMMODITIES, TECHNOLOGY OR SOFTWARE WERE EXPORTED FROM THE UNITED STATES IN ACCORDANCE WITH THE EXPORT ADMINISTRATION REGULATIONS. DIVERSION CONTRARY TO U.S. LAW PROHIBITED.