



10 MHz to 2.5 GHz SMA Broadband Bias Tee, Male Input,
Rated to 2.5 Amps and 100 Volts, DC SMA connector

Bias Tees Technical Data Sheet

PE1624

Features

- General Purpose Broadband Bias Tee
- 10 MHz to 2.5 GHz Frequency Range
- Insertion Loss: 0.3 dB Typ
- Isolation: 50 dB typ
- VSWR: 1.1:1 typ
- RF Input Power Handling 5W max
- 50 Ohms Input and Output Matched
- SMA Male RF Input Connector
- SMA Female RF Output Connector
- DC Connector: SMA Female
- Operational Temperature: -55°C to +105°C
- Rating: 2.5A max DC Current and +100V max DC Voltage

Applications

- Biasing for Antenna Amplifiers, Laser Diodes, Photo Diodes, Optical Modulators
- Test & Measurement
- SATCOM
- Wireless Communications
- Systems
- Power over Ethernet
- Base Stations and Radios

Description

The PE1624 is a Broadband Bias Tee that operates from 10 MHz to 2.5 GHz. This general purpose Bias Tee is used in applications that require a source of DC voltage and current to be injected into an RF circuit without affecting the RF signal through the main transmission path. The module is designed for a 50 ohm input/output impedance and displays impressive typical performance that includes 0.3 dB insertion loss, 50 dB Isolation, and 1.1:1 VSWR. The Bias Tee is rated for 2.5 Amps and +100 Volts max DC voltage. Maximum RF input power handling is 5W. The compact package uses an SMA Male connector at the RF input and an SMA Female connector at the RF output. An SMA Female connector is used for the DC port. Operational Temperature is -55°C to +105°C.

Configuration

RF Port Connector	SMA Male
DC/RF Port Connector	SMA Female
DC Port Connector	SMA Female

Electrical Specifications

Description	Minimum	Typical	Maximum	Units
Frequency Range	0.01		2.5	GHz
Impedance		50		Ohms
VSWR		1.1:1	1.5:1	
Insertion Loss		0.3	1	dB
RF to Bias Isolation		50		dB
DC Voltage			100	Vdc
DC Current			2.5	A
Input Power (CW)			5	Watts

Click the following link (or enter part number in "SEARCH" on website) to obtain additional part information including price, inventory and certifications: [10 MHz to 2.5 GHz SMA Broadband Bias Tee, Male Input, Rated to 2.5 Amps and 100 Volts, DC SMA connector PE1624](#)



10 MHz to 2.5 GHz SMA Broadband Bias Tee, Male Input,
Rated to 2.5 Amps and 100 Volts, DC SMA connector

Bias Tees Technical Data Sheet

PE1624

Bias Path Resistance	0.04	0.05	Ohm
3dB Bandwidth	0.005	15	GHz

Electrical Specification Notes:
Values at +25°C, sea level.

Mechanical Specifications

Size

Length	1.29 in [32.77 mm]
Width	0.85 in [21.59 mm]
Height	0.55 in [13.97 mm]
Weight	0.05 lbs [22.68 g]

Environmental Specifications

Temperature


Operating Range	-55 to +105 deg C
Storage Range	-60 to +90 deg C

Compliance Certifications (see [product page](#) for current document)

Plotted and Other Data

Notes:

Click the following link (or enter part number in "SEARCH" on website) to obtain additional part information including price, inventory and certifications: [10 MHz to 2.5 GHz SMA Broadband Bias Tee, Male Input, Rated to 2.5 Amps and 100 Volts, DC SMA connector PE1624](#)

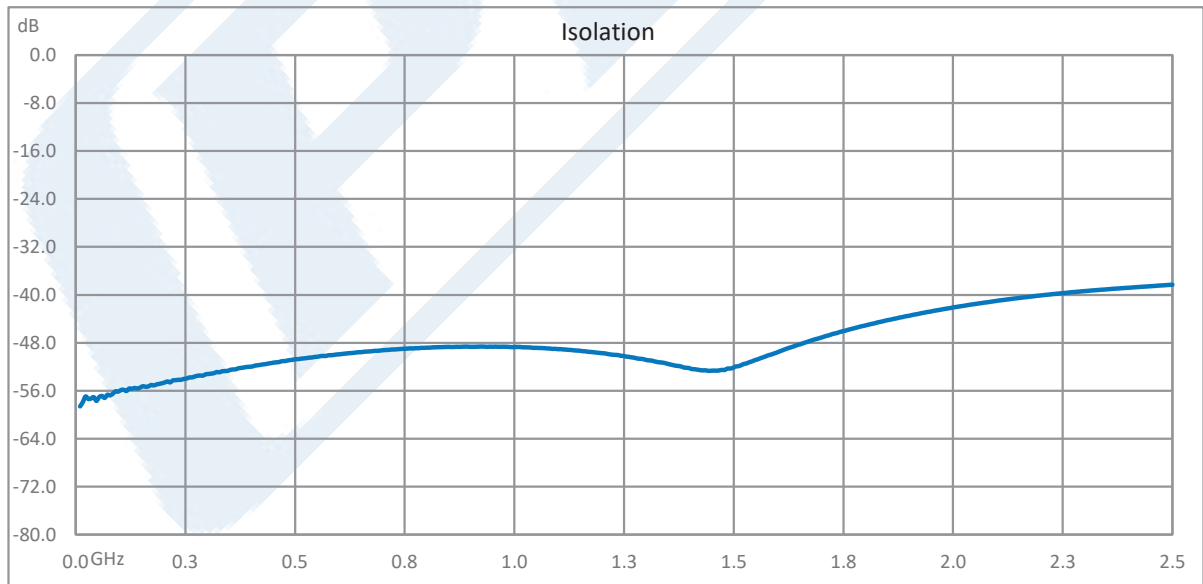
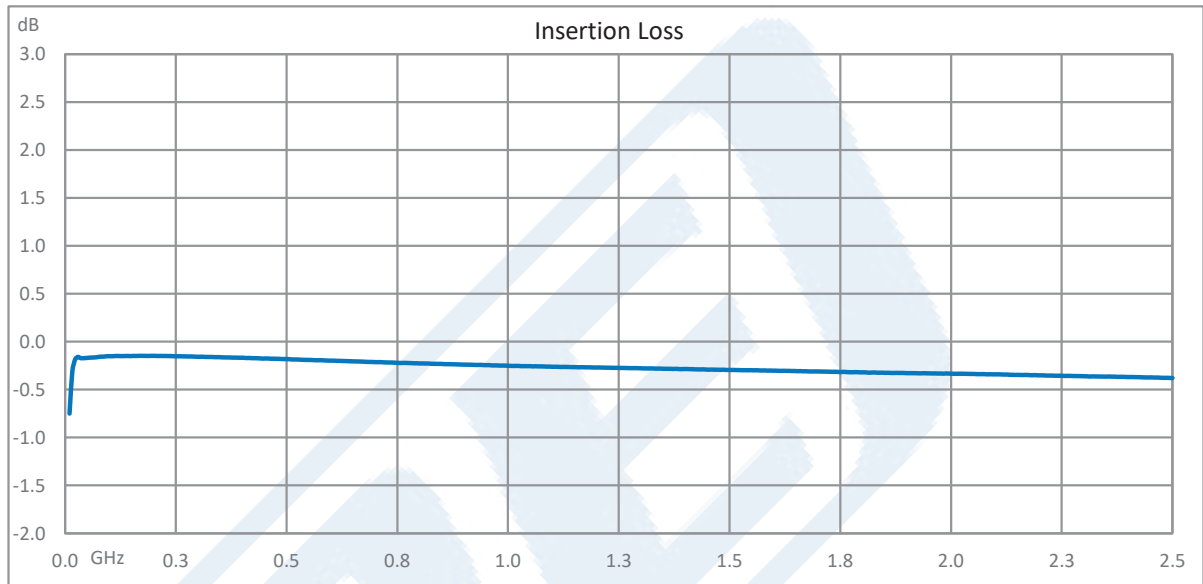


10 MHz to 2.5 GHz SMA Broadband Bias Tee, Male Input,
Rated to 2.5 Amps and 100 Volts, DC SMA connector


Bias Tees Technical Data Sheet

PE1624

Typical Performance Data



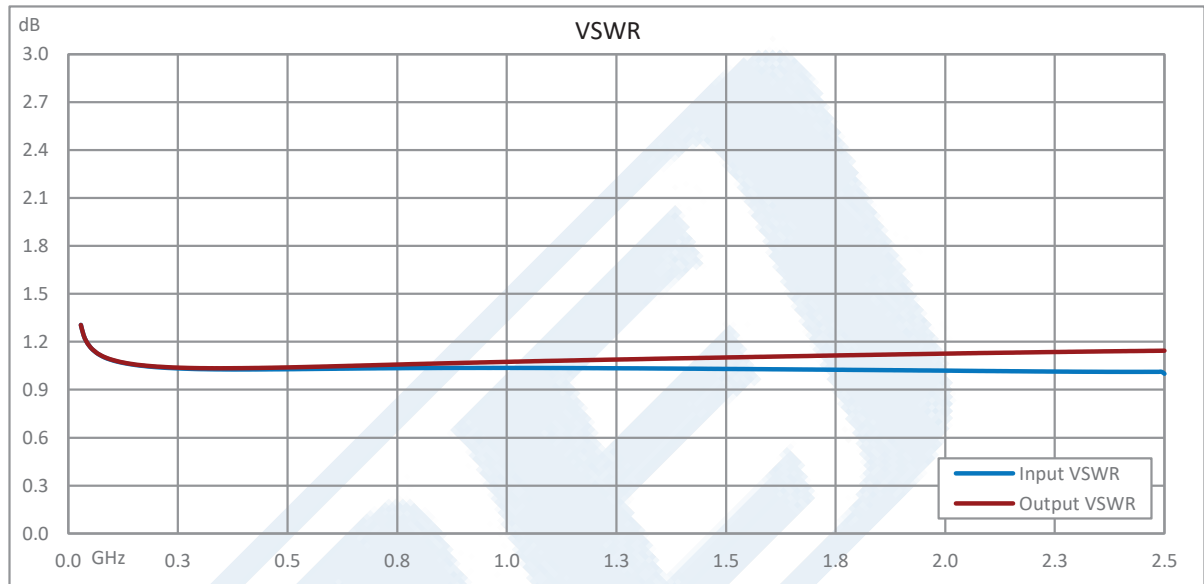
Click the following link (or enter part number in "SEARCH" on website) to obtain additional part information including price, inventory and certifications: [10 MHz to 2.5 GHz SMA Broadband Bias Tee, Male Input, Rated to 2.5 Amps and 100 Volts, DC SMA connector PE1624](#)



10 MHz to 2.5 GHz SMA Broadband Bias Tee, Male Input,
Rated to 2.5 Amps and 100 Volts, DC SMA connector

Bias Tees Technical Data Sheet

PE1624



10 MHz to 2.5 GHz SMA Broadband Bias Tee, Male Input, Rated to 2.5 Amps and 100 Volts, DC SMA connector from Pasternack Enterprises has same day shipment for domestic and International orders. Our RF, microwave and millimeter wave products maintain a 99.4% availability and are part of the broadest selection in the industry.

Click the following link (or enter part number in "SEARCH" on website) to obtain additional part information including price, inventory and certifications: [10 MHz to 2.5 GHz SMA Broadband Bias Tee, Male Input, Rated to 2.5 Amps and 100 Volts, DC SMA connector PE1624](https://www.pasternack.com/sma-bias-tee-10-mhz-2.5-ghz-2500-ma-100-volts-dc-pe1624-p.aspx)

URL: <https://www.pasternack.com/sma-bias-tee-10-mhz-2.5-ghz-2500-ma-100-volts-dc-pe1624-p.aspx>

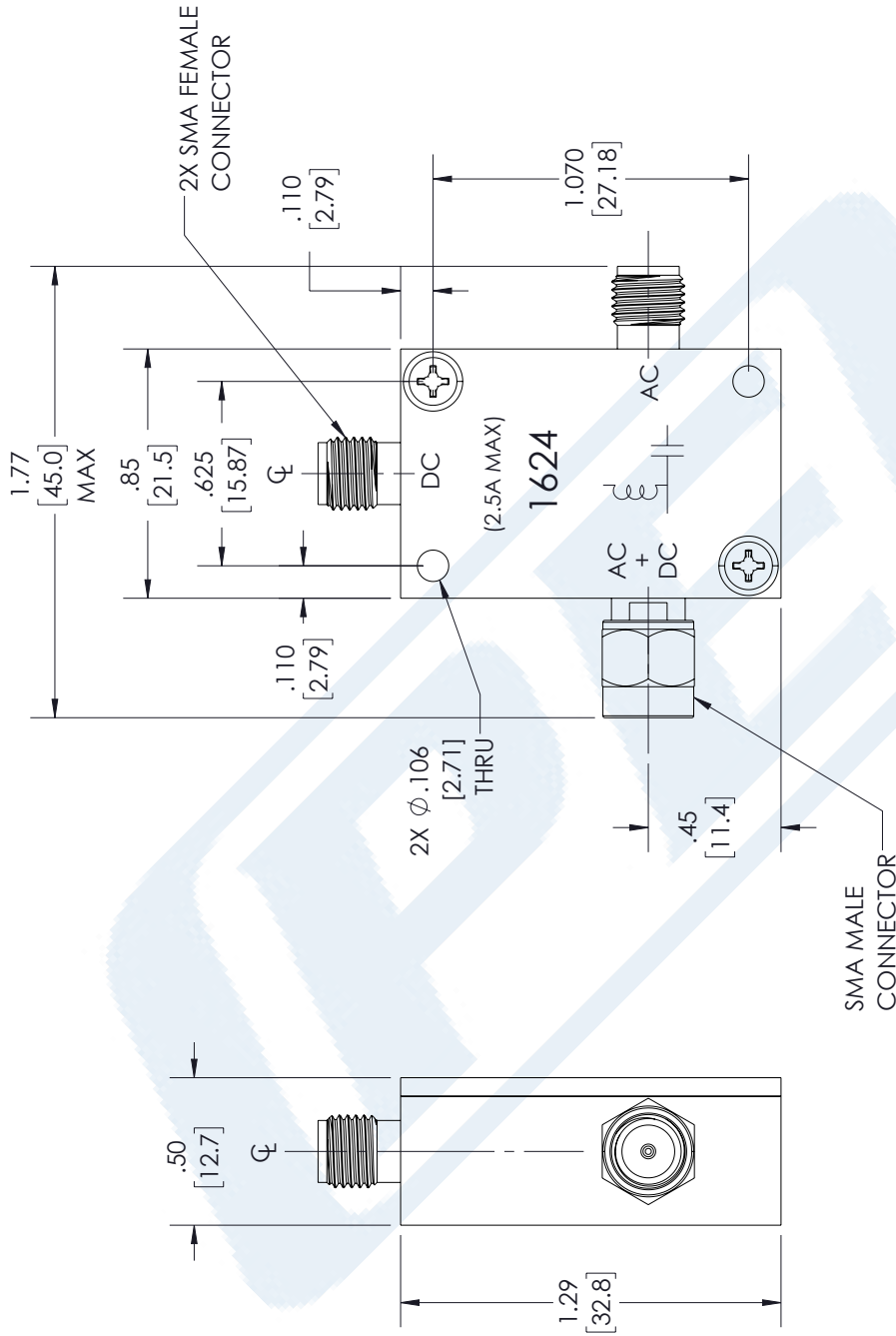
The information contained in this document is accurate to the best of our knowledge and representative of the part described herein. It may be necessary to make modifications to the part and/or the documentation of the part, in order to implement improvements. Pasternack reserves the right to make such changes as required. Unless otherwise stated, all specifications are nominal. Pasternack does not make any representation or warranty regarding the suitability of the part described herein for any particular purpose, and Pasternack does not assume any liability arising out of the use of any part or documentation.

PE1624 CAD Drawing

10 MHz to 2.5 GHz SMA Broadband Bias Tee, Male Input,
Rated to 2.5 Amps and 100 Volts, DC SMA connector

REVISIONS

REV.	DESCRIPTION	DATE	APPROVED
A	INITIAL RELEASE	06/03/2022	TGALLA



UNLESS OTHERWISE SPECIFIED
LEADING DIMENSIONS ARE INCHES
DIMENSIONS IN [] ARE MILLIMETERS

TOLERANCES:
 .X = ±.2 [5.08] FRACTIONS
 .XX = ±.02 [.51] ±.1/32
 .XXX = ±.005 [.13] ANGLES ± 1°

CABLE LENGTH (L) TOLERANCES:
 L ≤ 12 [305] = +1 [25] / -0
 12 [305] < L ≤ 60 [1524] = +2 [51] / -0
 60 [1524] < L ≤ 120 [3048] = +4 [102] / -0
 120 [3048] < L ≤ 300 [7620] = +6 [152] / -0
 300 [7620] < L = +5%L / -0

ALL DIMENSIONS SHOWN
ARE FOR REFERENCE ONLY.

PE PASTERNAK
an INFINITI brand

Pasternack Enterprises, Inc.
P.O. Box 16759, Irvine, CA 92623.
Phone: 1.949.261.1920 | 1.866.727.8376
Fax: 1.949.261.7451
Website: www.pasternack.com
E-mail: sales@pasternack.com

ITEM NO. PE1624

SIZE A 53919 BPUCHASKI

CAGE CODE DRAWN BY

THIRD-ANGLE PROJECTION

THE INFORMATION AND
DESIGN IN THIS DOCUMENT
IS THE PROPERTY OF
PASTERNAK CORPORATION
ALL RIGHTS RESERVED.

SHEET 1 OF 1

SCALE N/A

REV A