



4 Way SMA Wilkinson Power Divider From 7 GHz to 12.4 GHz Rated at 10 Watts

Power Dividers Technical Data Sheet

PE2021

Features

- 4-Way Power Divider
- Wilkinson Design
- 7 to 12.4 GHz Frequency Range
- Max Power 10 Watts (CW)
- Insertion Loss < 1 dB
- Isolation > 16 dB

Applications

- Test and Measurement
- Military Communications
- Commercial Communications
- Wireless Communications
- SATCOM

Description

Pasternack carries a wide selection of power dividers to fit your needs. These components are essential in many systems, allowing the combination of multiple signals or splitting of a single signal into multiple signals with equal magnitude and phase. Pasternack's resistive and Wilkinson power dividers come with excellent performance featuring minimal loss, high isolation and low VSWR. They are available in both narrow and broad bandwidths with a variety of connector types such as 2.92mm, BNC, N and SMA.

The PE2021 is a 4-way Wilkinson power divider that operates from 7 to 12.4 GHz and can handle up to 10 Watts (CW) with 1 dB max insertion loss and 16 dB min isolation. The package interface uses SMA female connectors and is REACH and RoHS compliant.

Electrical Specifications

Design	Wilkinson
Number of Output Ports	4

Description	Minimum	Typical	Maximum	Units
Frequency Range	7		12.4	GHz
Impedance		50		Ohms
Input VSWR			1.5:1	
Insertion Loss			1	dB
Isolation	16			dB
Amplitude Balance		±0.3		dB
Phase Balance		±6		Degrees
Input Power (CW)			10	Watts

Electrical Specification Notes:
Max input power rated for load VSWR of 1.25:1 or better.

Click the following link (or enter part number in "SEARCH" on website) to obtain additional part information including price, inventory and certifications: [4 Way SMA Wilkinson Power Divider From 7 GHz to 12.4 GHz Rated at 10 Watts PE2021](#)



4 Way SMA Wilkinson Power Divider From 7 GHz to 12.4 GHz Rated at 10 Watts

Power Dividers Technical Data Sheet

PE2021

Mechanical Specifications

Size

Length	2.75 in [69.85 mm]
Width	1.28 in [32.51 mm]
Height	0.5 in [12.7 mm]
Weight	0.233 lbs [105.69 g]

Configuration

Package Type	Connectorized
Input Connector	SMA Female
Output Connectors	SMA Female

Compliance Certifications (visit www.Pasternack.com for current document)

RoHS Compliant	
REACH Compliant	12/17/2015

Plotted and Other Data

Notes:

Click the following link (or enter part number in "SEARCH" on website) to obtain additional part information including price, inventory and certifications: [4 Way SMA Wilkinson Power Divider From 7 GHz to 12.4 GHz Rated at 10 Watts PE2021](#)

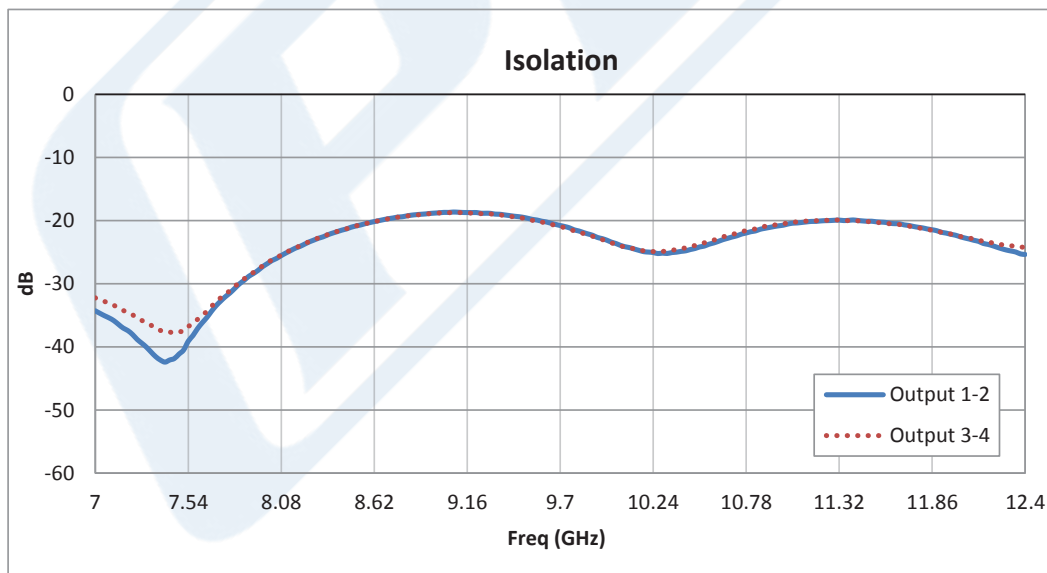
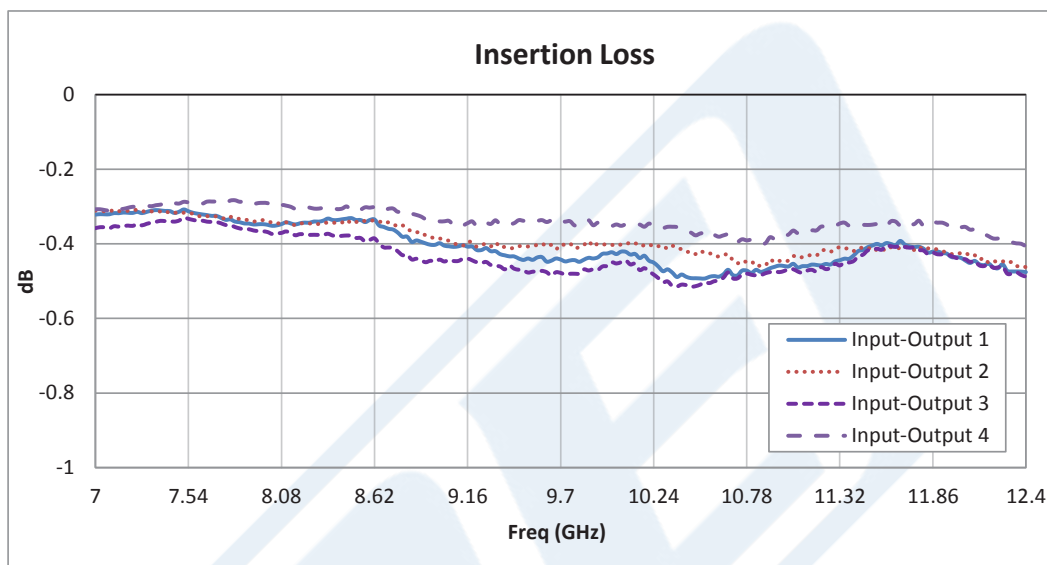


4 Way SMA Wilkinson Power Divider From 7 GHz to 12.4 GHz Rated at 10 Watts

Power Dividers Technical Data Sheet

PE2021

Typical Performance Data



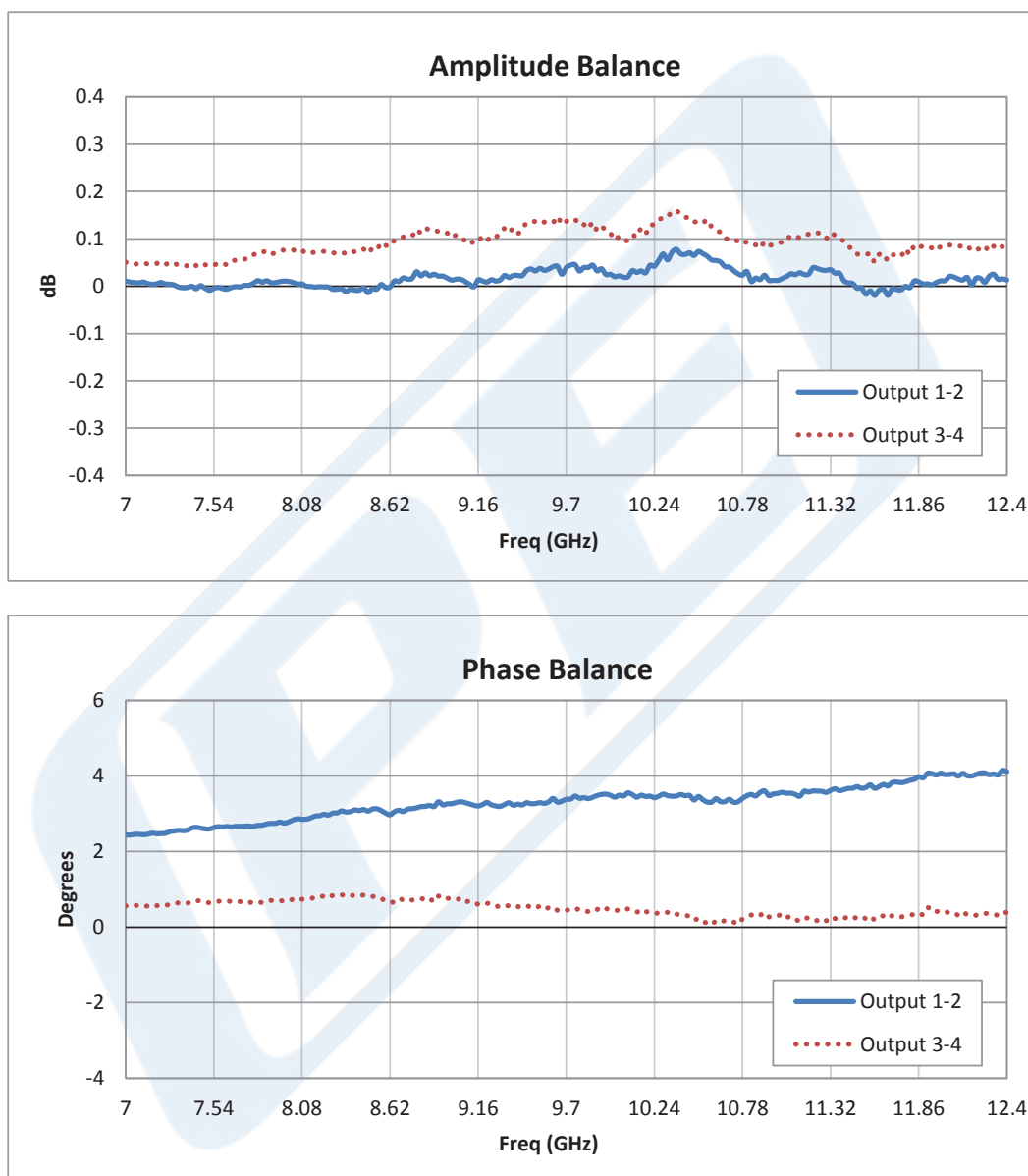
Click the following link (or enter part number in "SEARCH" on website) to obtain additional part information including price, inventory and certifications: [4 Way SMA Wilkinson Power Divider From 7 GHz to 12.4 GHz Rated at 10 Watts PE2021](#)



4 Way SMA Wilkinson Power Divider From 7 GHz to 12.4 GHz Rated at 10 Watts

Power Dividers Technical Data Sheet

PE2021



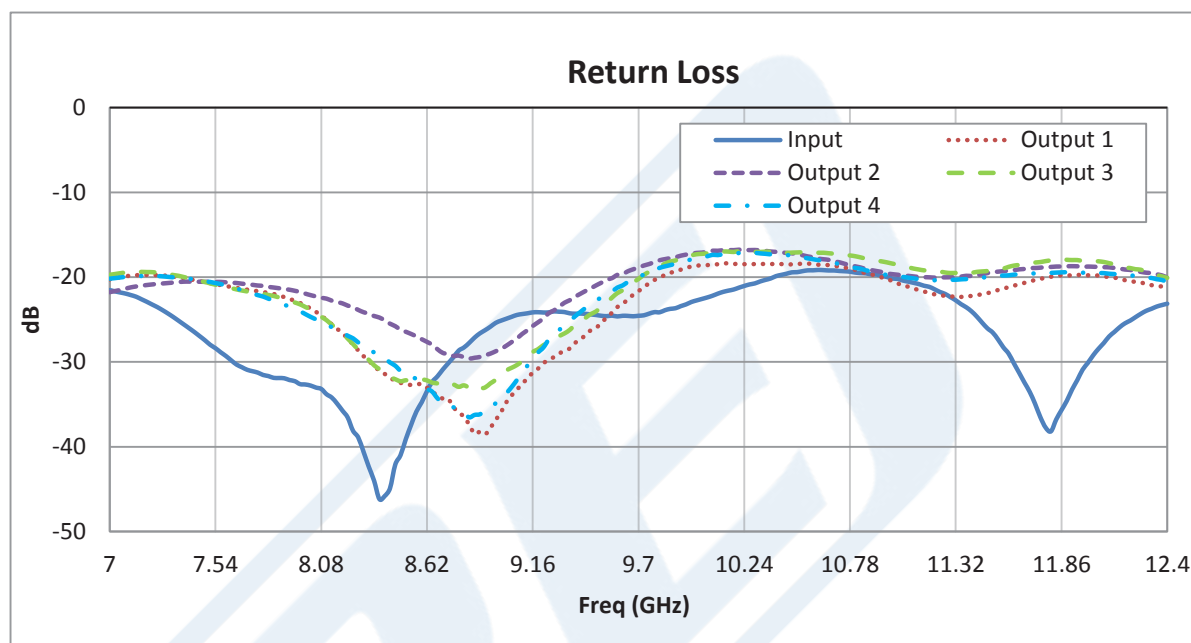
Click the following link (or enter part number in "SEARCH" on website) to obtain additional part information including price, inventory and certifications: [4 Way SMA Wilkinson Power Divider From 7 GHz to 12.4 GHz Rated at 10 Watts PE2021](#)



4 Way SMA Wilkinson Power Divider From 7 GHz to 12.4 GHz Rated at 10 Watts

Power Dividers Technical Data Sheet

PE2021



4 Way SMA Wilkinson Power Divider From 7 GHz to 12.4 GHz Rated at 10 Watts from Pasternack Enterprises has same day shipment for domestic and International orders. Our RF, microwave and millimeter wave products maintain a 99% availability and are part of the broadest selection in the industry.

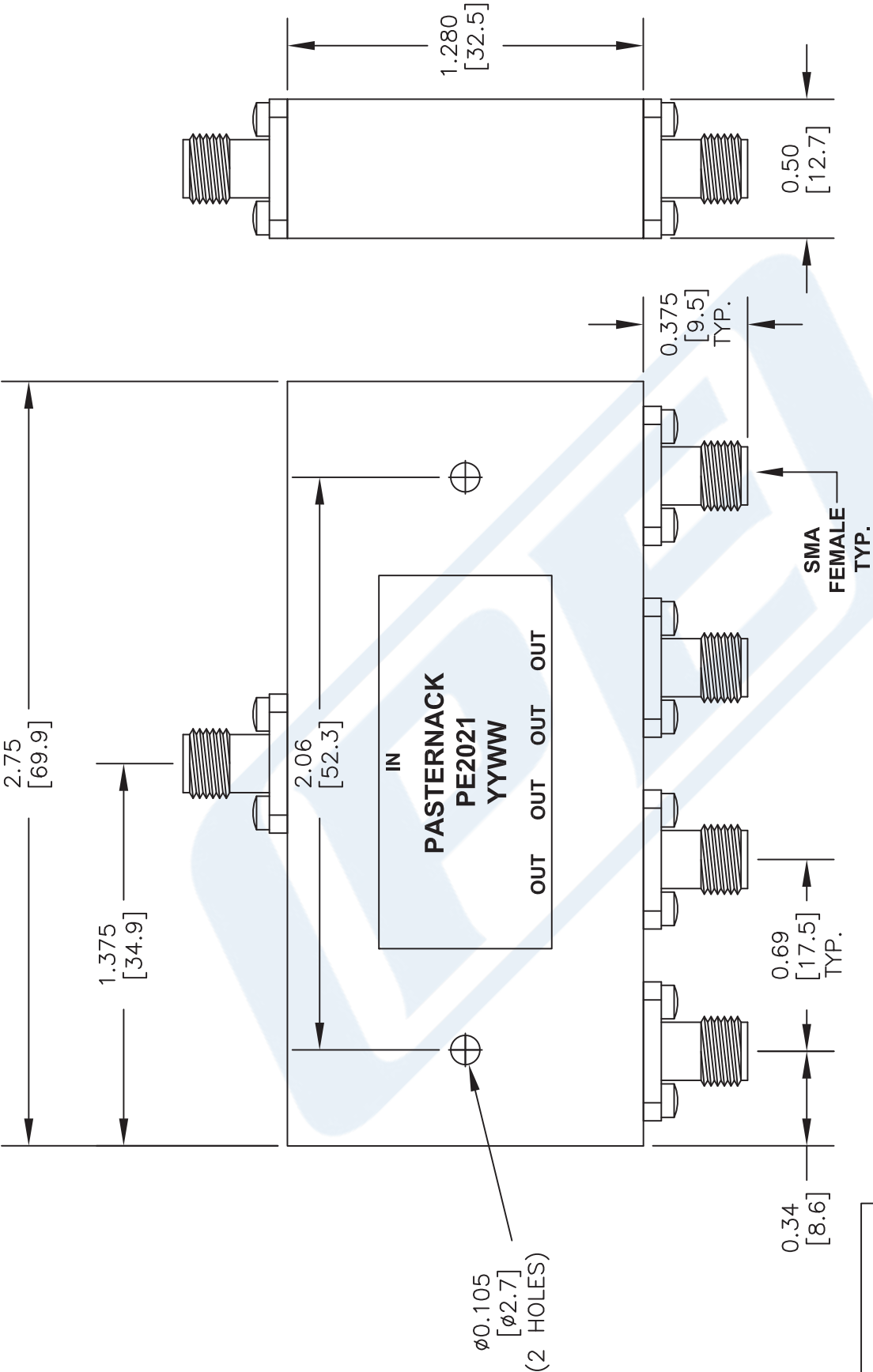
Click the following link (or enter part number in "SEARCH" on website) to obtain additional part information including price, inventory and certifications: [4 Way SMA Wilkinson Power Divider From 7 GHz to 12.4 GHz Rated at 10 Watts PE2021](http://www.pasternack.com/4-way-sma-reactive-power-divider-7-ghz-12.4-ghz-10-watts-pe2021-p.aspx)

URL: <http://www.pasternack.com/4-way-sma-reactive-power-divider-7-ghz-12.4-ghz-10-watts-pe2021-p.aspx>

The information contained in this document is accurate to the best of our knowledge and representative of the part described herein. It may be necessary to make modifications to the part and/or the documentation of the part, in order to implement improvements. Pasternack reserves the right to make such changes as required. Unless otherwise stated, all specifications are nominal. Pasternack does not make any representation or warranty regarding the suitability of the part described herein for any particular purpose, and Pasternack does not assume any liability arising out of the use of any part or documentation.

PE2021 CAD Drawing

4 Way SMA Wilkinson Power Divider From 7 GHz to 12.4 GHz Rated at 10 Watts



STANDARD TOLERANCES
.X ±0.2
.XX ±0.1
.XXX ±0.05

*STANDARD TOLERANCES APPLY
ONLY TO DIMENSIONS IN INCHES

NOTES:
1. UNLESS OTHERWISE SPECIFIED ALL DIMENSIONS ARE NOMINAL.
2. ALL SPECIFICATIONS ARE SUBJECT TO CHANGE WITHOUT NOTICE AT ANY TIME.
3. DIMENSIONS ARE IN INCHES [mm].

DWG TITLE
PE2021

FSCM NO. 53919

3045

SIZE A

SCALE N/A

CAD FILE 050416

PE PASTERNAK
THE ENGINEER'S RF SOURCE
Pasternack Enterprises, Inc.
P.O. Box 16759 | Irvine | CA | 92623
Phone: (949) 261-1920 | Fax: (949) 261-7451
Website: www.pasternack.com | E-Mail: sales@pasternack.com