



Directional 6 dB SMA Coupler From 4 GHz to 8 GHz Rated to 50 Watts

Couplers Technical Data Sheet

PE2204-6

Features

- Directional Coupler
- 4 to 8 GHz Frequency Range
- Coupling 6 ± 1 dB
- Directivity > 20 dB
- VSWR < 1.25:1
- Max Power 50 Watts (CW)

Applications

- Test and Measurement
- Military Communications
- Commercial Communications
- Wireless Communications
- SATCOM

Description

Directional couplers are indispensable components for isolating, separating and combining signals. For example, they provide a simple way of sampling microwave signals. They also can make accurate attenuator measurements since reflections are eliminated. The PE2204-6 is a 6 dB directional coupler that operates from 4 to 8 GHz and can handle up to 50 Watts (CW) with 20 dB directivity minimum and 1.25:1 VSWR maximum. The package interface uses SMA female connectors, and is also REACH and RoHS compliant.

The PE2204-6 is part of Pasternack's family of directional/dual-directional couplers that offer coupling ratios up to 50 dB with excellent performance featuring high directivity, low insertion loss and VSWR. They are available in both narrow and broad bandwidths and can be used in a wide variety of applications including signal sampling, VSWR measurements, power combining and distribution.

Electrical Specifications

| Description | Minimum | Typical | Maximum | Units |
|-----------------------|---------|-----------|---------|--------|
| Frequency Range | 4 | | 8 | GHz |
| Impedance | | 50 | | Ohms |
| Coupling | | 6 ± 1 | | dB |
| Frequency Sensitivity | | ± 0.6 | | dB |
| Main Line Loss | | 1.9 | | dB |
| Insertion Loss | | 0.25 | | dB |
| Directivity | 20 | | | dB |
| Main Line VSWR | | | 1.25:1 | |
| Secondary Line VSWR | | | 1.25:1 | |
| Input Power (CW) | | | 50 | Watts |
| Reverse Power (CW) | | | 2 | Watts |
| Input Power (Peak) | | | 3 | KWatts |

Click the following link (or enter part number in "SEARCH" on website) to obtain additional part information including price, inventory and certifications: [Directional 6 dB SMA Coupler From 4 GHz to 8 GHz Rated to 50 Watts PE2204-6](#)



Directional 6 dB SMA Coupler From 4 GHz
to 8 GHz Rated to 50 Watts

Couplers Technical Data Sheet

PE2204-6

Electrical Specification Notes:

Values at 25°C, sea level.

Coupling tolerance includes frequency sensitivity.

Main line loss is the difference in power level between input and output.

Insertion loss excludes coupled power from main line loss.

Max input power rated for load VSWR better than 1.22:1.

Mechanical Specifications

Size

Length

1 in [25.4 mm]

Width/Dia.

0.38 in [9.65 mm]

Height

1 in [25.4 mm]

Weight

0.055 lbs [24.95 g]

Configuration

Package Type

Connectorized

Input Connector

SMA Female

Output Connector

SMA Female

Coupled Connectors

SMA Female

Compliance Certifications (visit www.Pasternack.com for current document)

RoHS Compliant

REACH Compliant

12/17/2015

Plotted and Other Data

Notes:

Click the following link (or enter part number in "SEARCH" on website) to obtain additional part information including price, inventory and certifications: [Directional 6 dB SMA Coupler From 4 GHz to 8 GHz Rated to 50 Watts PE2204-6](#)

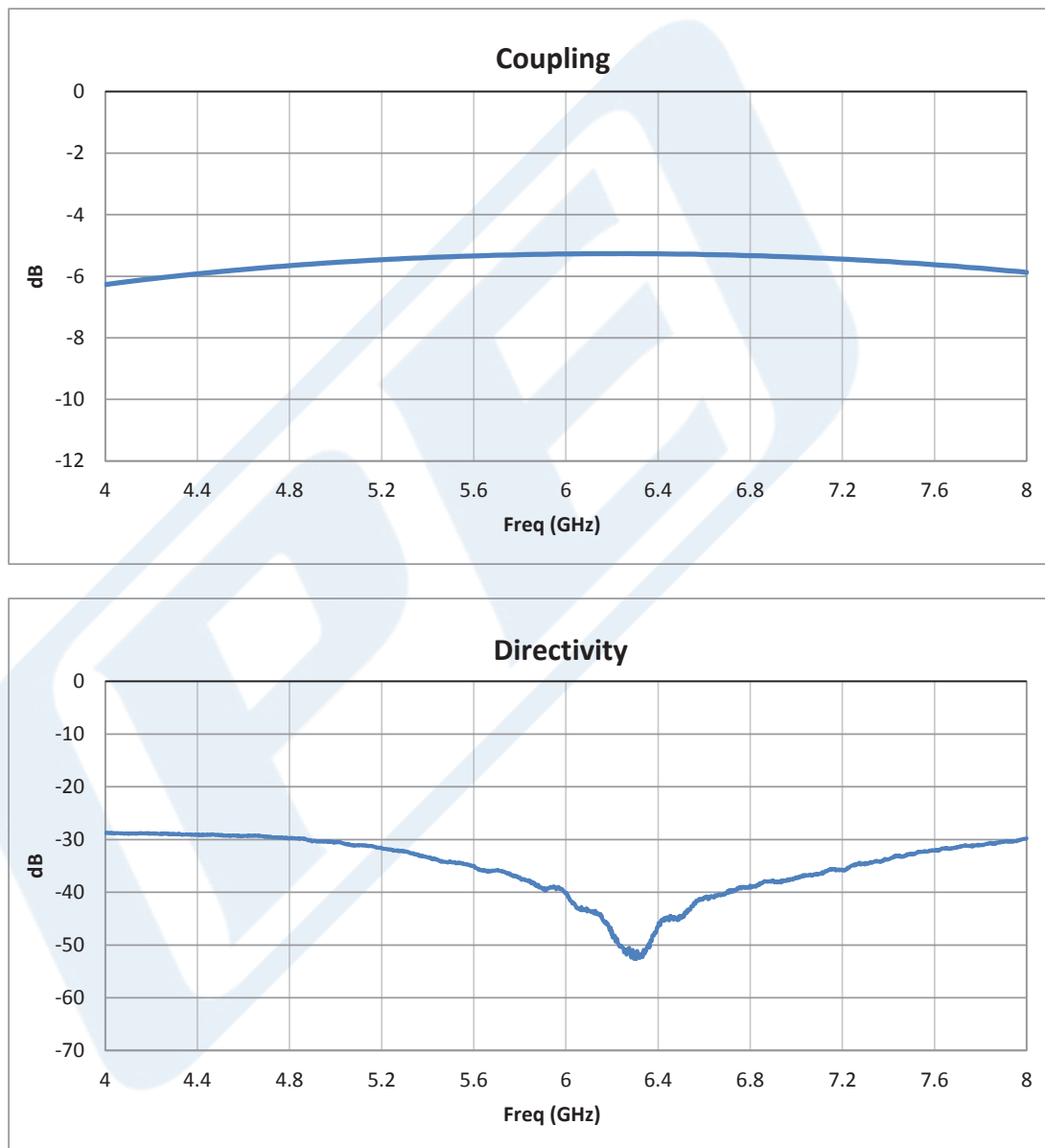


Directional 6 dB SMA Coupler From 4 GHz
to 8 GHz Rated to 50 Watts

Couplers Technical Data Sheet

PE2204-6

Typical Performance Data



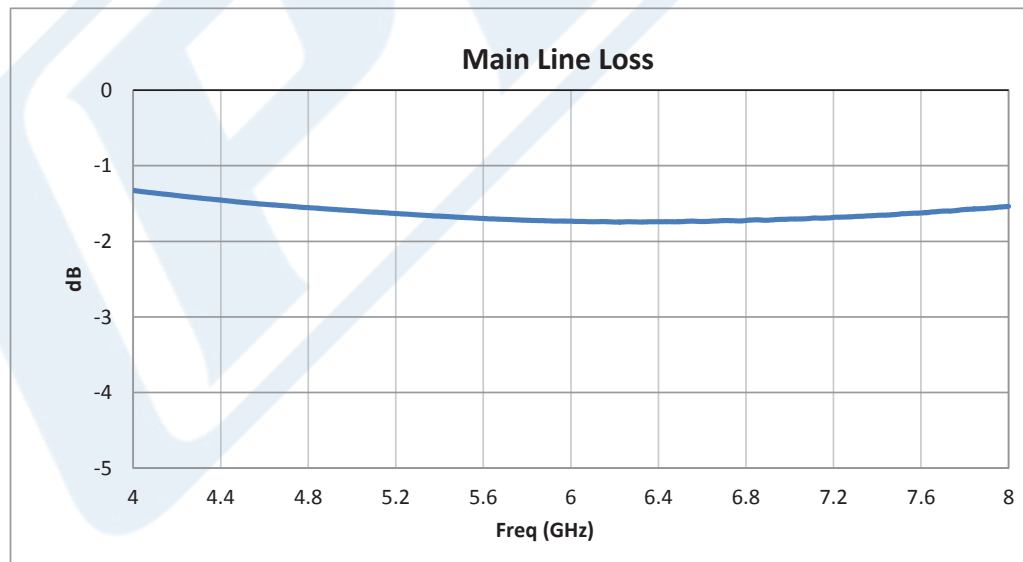
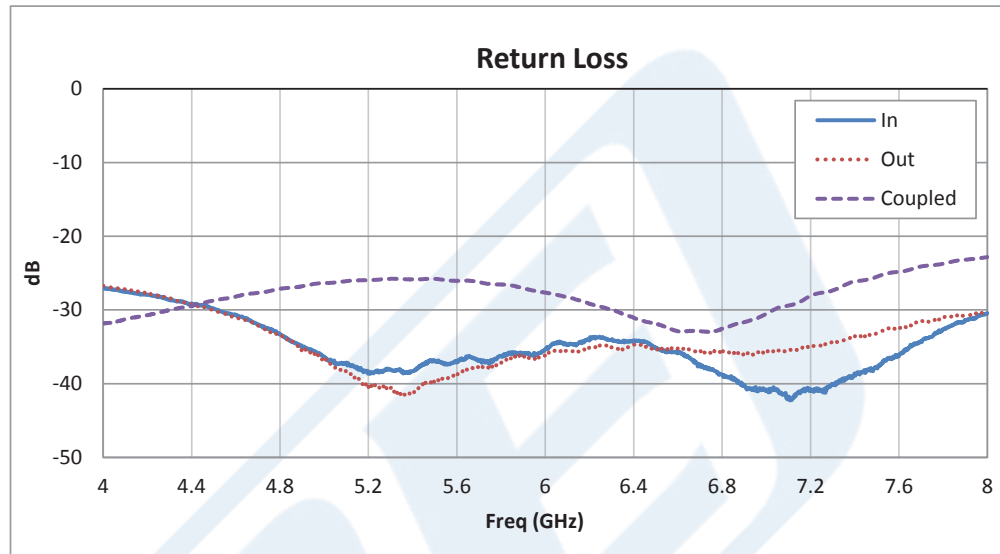
Click the following link (or enter part number in "SEARCH" on website) to obtain additional part information including price, inventory and certifications: [Directional 6 dB SMA Coupler From 4 GHz to 8 GHz Rated to 50 Watts PE2204-6](#)



Directional 6 dB SMA Coupler From 4 GHz to 8 GHz Rated to 50 Watts

Couplers Technical Data Sheet

PE2204-6



Click the following link (or enter part number in "SEARCH" on website) to obtain additional part information including price, inventory and certifications: [Directional 6 dB SMA Coupler From 4 GHz to 8 GHz Rated to 50 Watts PE2204-6](#)



Directional 6 dB SMA Coupler From 4 GHz to 8 GHz Rated to 50 Watts

Couplers Technical Data Sheet

PE2204-6

Directional 6 dB SMA Coupler From 4 GHz to 8 GHz Rated to 50 Watts from Pasternack Enterprises has same day shipment for domestic and International orders. Our RF, microwave and millimeter wave products maintain a 99% availability and are part of the broadest selection in the industry.

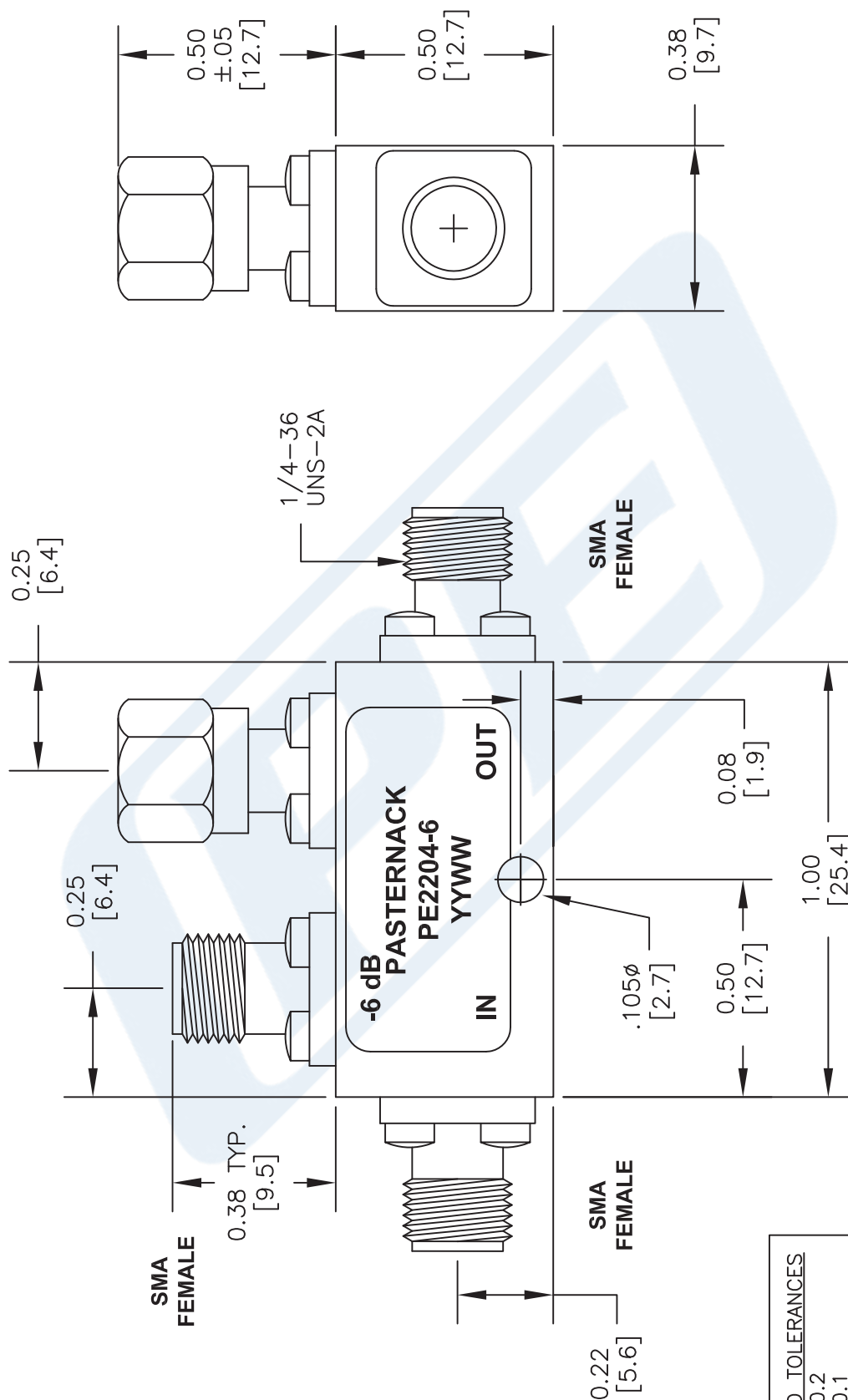
Click the following link (or enter part number in "SEARCH" on website) to obtain additional part information including price, inventory and certifications: [Directional 6 dB SMA Coupler From 4 GHz to 8 GHz Rated to 50 Watts PE2204-6](http://www.pasternack.com/directional-6-db-sma-coupler-4-8-ghz-50-watts-pe2204-6-p.aspx)

URL: <http://www.pasternack.com/directional-6-db-sma-coupler-4-8-ghz-50-watts-pe2204-6-p.aspx>

The information contained in this document is accurate to the best of our knowledge and representative of the part described herein. It may be necessary to make modifications to the part and/or the documentation of the part, in order to implement improvements. Pasternack reserves the right to make such changes as required. Unless otherwise stated, all specifications are nominal. Pasternack does not make any representation or warranty regarding the suitability of the part described herein for any particular purpose, and Pasternack does not assume any liability arising out of the use of any part or documentation.

PE2204-6 CAD Drawing

Directional 6 dB SMA Coupler From 4 GHz to 8 GHz Rated to 50 Watts



STANDARD TOLERANCES

.X ±0.2
.XX ±0.1
.XXX ±0.05

*STANDARD TOLERANCES APPLY
ONLY TO DIMENSIONS IN INCHES

PE PASTERNAK
THE ENGINEER'S RF SOURCE

Pasternack Enterprises, Inc.

P.O. Box 16759 | Irvine | CA | 92623

Phone: (949) 261-1920 | Fax: (949) 261-7451

Website: www.pasternack.com | E-Mail: sales@pasternack.com

DWG TITLE

PE2204-6

NOTES:
1. UNLESS OTHERWISE SPECIFIED ALL DIMENSIONS ARE NOMINAL.
2. ALL SPECIFICATIONS ARE SUBJECT TO CHANGE WITHOUT NOTICE AT ANY TIME.
3. DIMENSIONS ARE IN INCHES [mm].

FSCM NO. 53919

CAD FILE 032816

SCALE N/A

SIZE A

3045