

N Male to N Male Cable Using PE-SR401FL Coax with HeatShrink, LF Solder



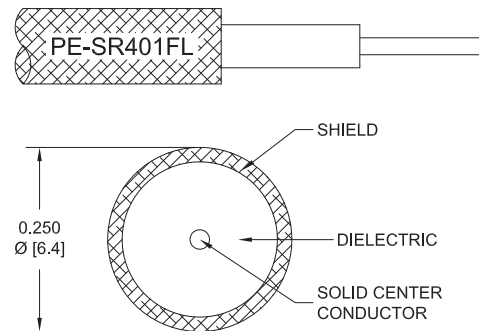
PE34149LF/HS

Configuration

- Connector 1: N Male
- Connector 2: N Male
- Cable Type: PE-SR401FL
- Coax Flex Type: Formable

Features

- Max Frequency 8 GHz
- 69.5% Phase Velocity



Applications

- General Purpose
- Laboratory Use

Description

Pasternack's PE34149LF/HS type N male to type N male cable using PE-SR401FL coax is part of our full line of RF components available for same-day shipping. Pasternack's formable RF cable assemblies provide an alternative to costly pre-formed semi-rigid assemblies since they are hand formable. This Pasternack type N to type N cable assembly has a male to male gender configuration with 50 ohm formable PE-SR401FL coax. The PE34149LF/HS type N male to type N male cable assembly operates to 8 GHz.

Custom versions of most RF cable assemblies can be built and shipped same day. Custom cable assembly lengths can be obtained by specifying the desired length on the web site at time of order or by contacting a sales representative. Other available RF cable assembly value added services include connector orientation or clocking, heat shrink booting and custom labeling. RF testing can also be performed to document the electrical performance of your cable assembly.

Electrical Specifications

Description	Minimum	Typical	Maximum	Units
Frequency Range	DC		8	GHz
Velocity of Propagation		69.5		%
Capacitance		29 [95.14]		pF/ft [pF/m]
Operating Voltage (AC)			1,000	V _{rms}

Specifications by Frequency

Description	F1	F2	F3	F4	F5	Units
Frequency	0.5	1	2	4	8	GHz
Insertion Loss (Max.)	0.25	0.28	0.31	0.36	0.46	dB/ft
	0.82	0.92	1.02	1.18	1.51	dB/m

N Male to N Male Cable Using PE-SR401FL
Coax with HeatShrink, LF Solder



PE34149LF/HS

Mechanical Specifications

Cable Assembly	
Width/Diameter	0.827 in [21.01 mm]
Cable	
Cable Type	PE-SR401FL
Impedance	50 Ohms
Inner Conductor Type	Solid
Inner Conductor Material and Plating	Copper, Silver
Dielectric Type	PTFE
Number of Shields	1
Shield Layer 1	Tinned Copper Braid
One Time Minimum Bend Radius	1.18 in [29.97 mm]
Repeated Minimum Bend Radius	4.7 in [119.38 mm]

Connectors

Description	Connector 1	Connector 2
Type	N Male	N Male
Specification	MIL-STD-348A	MIL-STD-348A
Impedance	50 Ohms	50 Ohms
Configuration	Straight	Straight
Contact Material and Plating	Brass, Gold	Brass, Gold
Contact Plating Specification	30μ in. minimum	30μ in. minimum
Dielectric Type	Teflon	Teflon
Body Material and Plating	Brass, Gold	Brass, Gold
Body Plating Specification	3μ in. minimum	3μ in. minimum
Coupling Nut Material and Plating	Brass, Nickel	Brass, Nickel
Coupling Nut Plating Specification	100μ in. minimum	100μ in. minimum

Environmental Specifications

Operating Range Temperature	-55 to +125 deg C
-----------------------------	-------------------

Compliance Certifications (see [product page](#) for current document)

Plotted and Other Data

Notes:

N Male to N Male Cable Using PE-SR401FL
Coax with HeatShrink, LF Solder

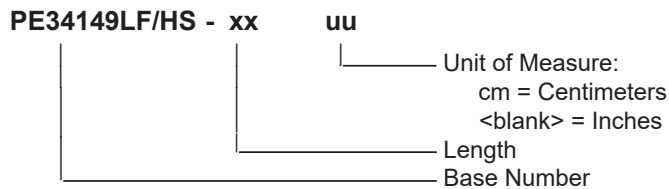


PE34149LF/HS

Typical Performance Data

How to Order

Part Number Configuration:



Example: PE34149LF/HS-12 = 12 inches long cable
PE34149LF/HS-100cm = 100 cm long cable

N Male to N Male Cable Using PE-SR401FL Coax with HeatShrink, LF Solder from Pasternack Enterprises has same day shipment for domestic and International orders. Our RF, microwave and millimeter wave products maintain a 99.4% availability and are part of the broadest selection in the industry.

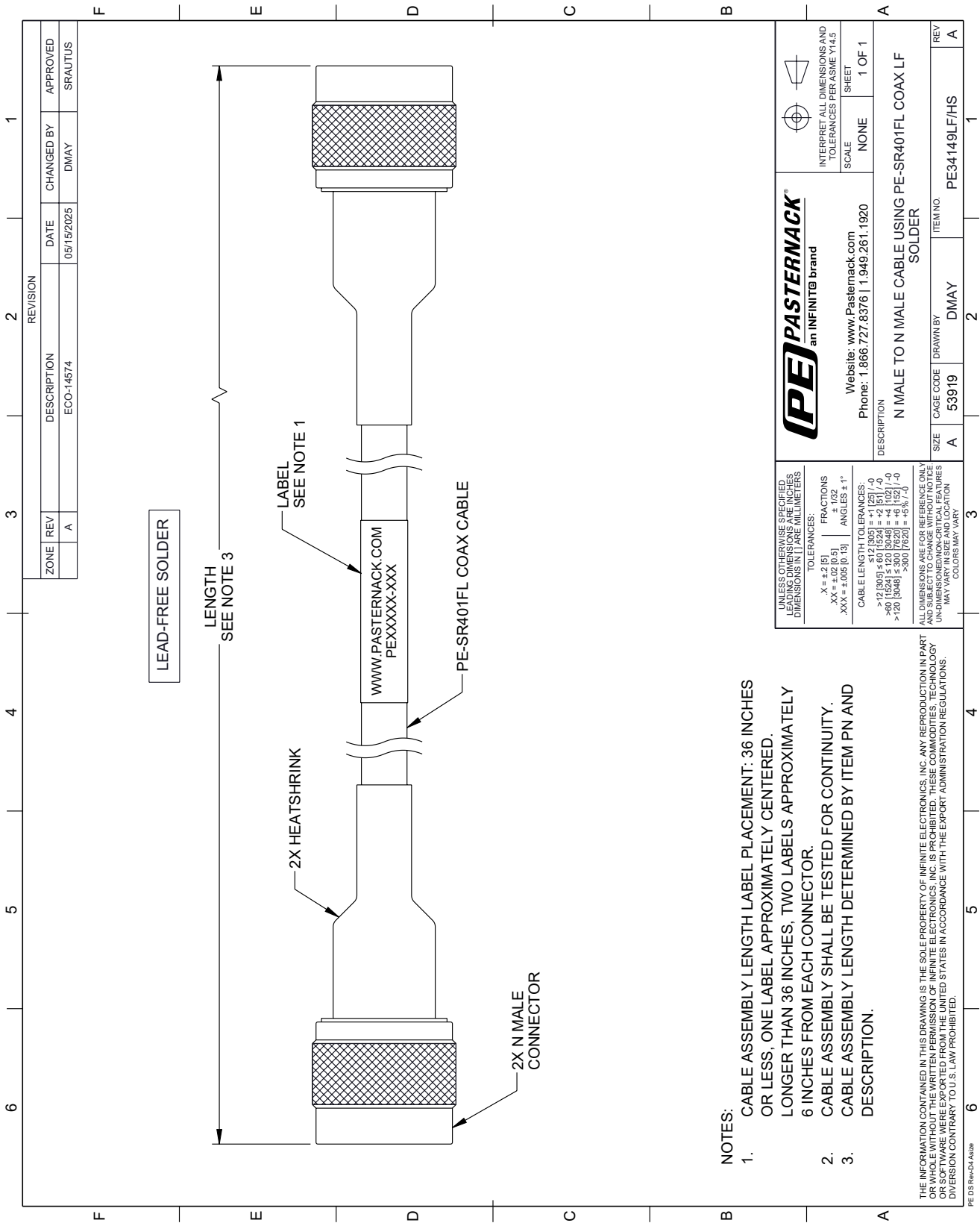
Click the following link (or enter part number in "SEARCH" on website) to obtain additional part information including price, inventory and certifications: [N Male to N Male Cable Using PE-SR401FL Coax with HeatShrink, LF Solder PE34149LF/HS](#)

URL: <https://www.pasternack.com/n-male-n-male-pe-sr401fl-cable-assembly-pe34149lf-hs-p.aspx>

The information contained within this document is accurate to the best of our knowledge and representative of the part described herein. It may be necessary to make modifications to the part and/or the documentation of the part in order to impliment improvements. Pasternack Enterprises reserves the right to make such changes as required. Unless otherwise stated, all specifications are nominal. Pasternack Enterprises does not make any representation or warranty regarding the suitability of the part described herein for any particular purpose, and Pasternack Enterprises does not assume liability arising out of the use of any part or document.

PE34149LF/HS CAD Drawing

N Male to N Male Cable Using PE-SR401FL Coax with HeatShrink, LF Solder



- NOTES:**
- CABLE ASSEMBLY LENGTH LABEL PLACEMENT: 36 INCHES OR LESS, ONE LABEL APPROXIMATELY CENTERED. LONGER THAN 36 INCHES, TWO LABELS APPROXIMATELY 6 INCHES FROM EACH CONNECTOR.
 - CABLE ASSEMBLY SHALL BE TESTED FOR CONTINUITY.
 - CABLE ASSEMBLY LENGTH DETERMINED BY ITEM PN AND DESCRIPTION.

THE INFORMATION CONTAINED IN THIS DRAWING IS THE SOLE PROPERTY OF INFINITE ELECTRONICS, INC. ANY REPRODUCTION IN PART OR WHOLE WITHOUT THE WRITTEN PERMISSION OF INFINITE ELECTRONICS, INC. IS PROHIBITED. THESE COMMODITIES, TECHNOLOGY OR SOFTWARE WERE EXPORTED FROM THE UNITED STATES IN ACCORDANCE WITH THE EXPORT ADMINISTRATION REGULATIONS. DIVERSION CONTRARY TO U.S. LAW PROHIBITED.

PE DS Rev-04/2020