



N Male Right Angle to N Male Right Angle Cable 72 Inch Length Using RG316 Coax

RF Cable Assemblies Technical Data Sheet

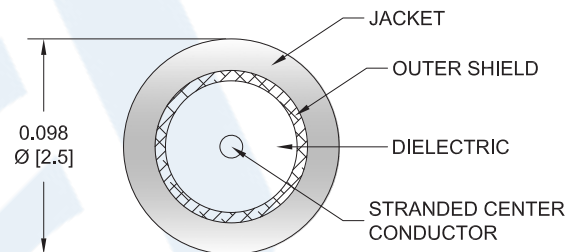
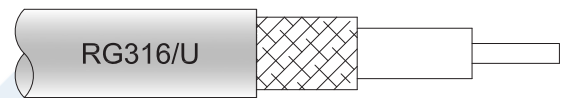
PE34236-72

Configuration

- Connector 1: N Male Right Angle
- Connector 2: N Male Right Angle
- Cable Type: RG316

Features

- Max Frequency 3 GHz
- FEP Jacket



Applications

- General Purpose
- Laboratory Use

Description

Pasternack's PE34236-72 type N male right angle to type N male right angle 72 inch cable using RG316 coax is part of our full line of RF components available for same-day shipping. Pasternack's flexible RF cable assemblies are ideal for applications where tight bends and flexure are required. This Pasternack type N to type N cable assembly has a male to male gender configuration with 50 ohm flexible RG316 coax. The PE34236-72 type N male to type N male cable assembly operates to 3 GHz. The right angle type N interfaces on the RG316 cable allow for easier connections in tight spaces.

Custom versions of most RF cable assemblies can be built and shipped same day. Custom cable assembly lengths can be obtained by specifying the desired length on the web site at time of order or by contacting a sales representative. Other available RF cable assembly value added services include connector orientation or clocking, heat shrink booting and custom labeling. RF testing can also be performed to document the electrical performance of your cable assembly.

Click the following link (or enter part number in "SEARCH" on website) to obtain additional part information including price, inventory and certifications: [N Male Right Angle to N Male Right Angle Cable 72 Inch Length Using RG316 Coax PE34236-72](#)



N Male Right Angle to N Male Right Angle Cable
72 Inch Length Using RG316 Coax

RF Cable Assemblies Technical Data Sheet

PE34236-72

Electrical Specifications

Description	Minimum	Typical	Maximum	Units
Frequency Range	DC		3	GHz
Capacitance		32 [104.99]		pF/ft [pF/m]

Specifications by Frequency

Description	F1	F2	F3	F4	F5	Units
Frequency	0.1	0.25	0.5	1	3	GHz
Insertion Loss (Typ.)	0.86	1.16	1.63	2.48	3.68	dB

Mechanical Specifications

Cable Assembly

Weight 0.313 lbs [141.97 g]

Cable

Cable Type RG316
 Impedance 50 Ohms
 Inner Conductor Type Stranded
 Inner Conductor Material and Plating Copper Clad Steel, Silver
 Dielectric Type PTFE
 Number of Shields 1
 Shield Layer 1 Silver Plated Copper Braid
 Jacket Material FEP, Tan
 Jacket Diameter 0.098 in [2.49 mm]

Click the following link (or enter part number in "SEARCH" on website) to obtain additional part information including price, inventory and certifications: [N Male Right Angle to N Male Right Angle Cable 72 Inch Length Using RG316 Coax PE34236-72](#)



N Male Right Angle to N Male Right Angle Cable
72 Inch Length Using RG316 Coax

RF Cable Assemblies Technical Data Sheet

PE34236-72

Connectors

Description	Connector 1	Connector 2
Type	N Male Right Angle	N Male Right Angle
Specification	MIL-STD-348A	MIL-STD-348A
Impedance	50 Ohms	50 Ohms
Contact Material and Plating	Brass, Gold	Brass, Gold
Contact Plating Specification	30μ in. minimum	30μ in. minimum
Dielectric Type	Teflon	Teflon
Body Material and Plating	Brass, Nickel	Brass, Nickel
Body Plating Specification	100μ in. minimum	100μ in. minimum

Compliance Certifications (see [product page](#) for current document)

Plotted and Other Data

Notes:

- Values at 25°C, sea level.

Click the following link (or enter part number in "SEARCH" on website) to obtain additional part information including price, inventory and certifications: [N Male Right Angle to N Male Right Angle Cable 72 Inch Length Using RG316 Coax PE34236-72](#)



N Male Right Angle to N Male Right Angle Cable
72 Inch Length Using RG316 Coax

RF Cable Assemblies Technical Data Sheet

PE34236-72

How to Order

Part Number Configuration:

PE34236

- **xx**

uu

Unit of Measure:
cm = Centimeters
<blank> = Inches
Length
Base Number

Example: PE34236-12 = 12 inches long cable
PE34236-100cm = 100 cm long cable

N Male Right Angle to N Male Right Angle Cable 72 Inch Length Using RG316 Coax from Pasternack Enterprises has same day shipment for domestic and International orders. Our RF, microwave and millimeter wave products maintain a 99.4% availability and are part of the broadest selection in the industry.

Click the following link (or enter part number in "SEARCH" on website) to obtain additional part information including price, inventory and certifications: [N Male Right Angle to N Male Right Angle Cable 72 Inch Length Using RG316 Coax PE34236-72](https://www.pasternack.com/n-male-n-male-rg316u-cable-assembly-pe34236-72)

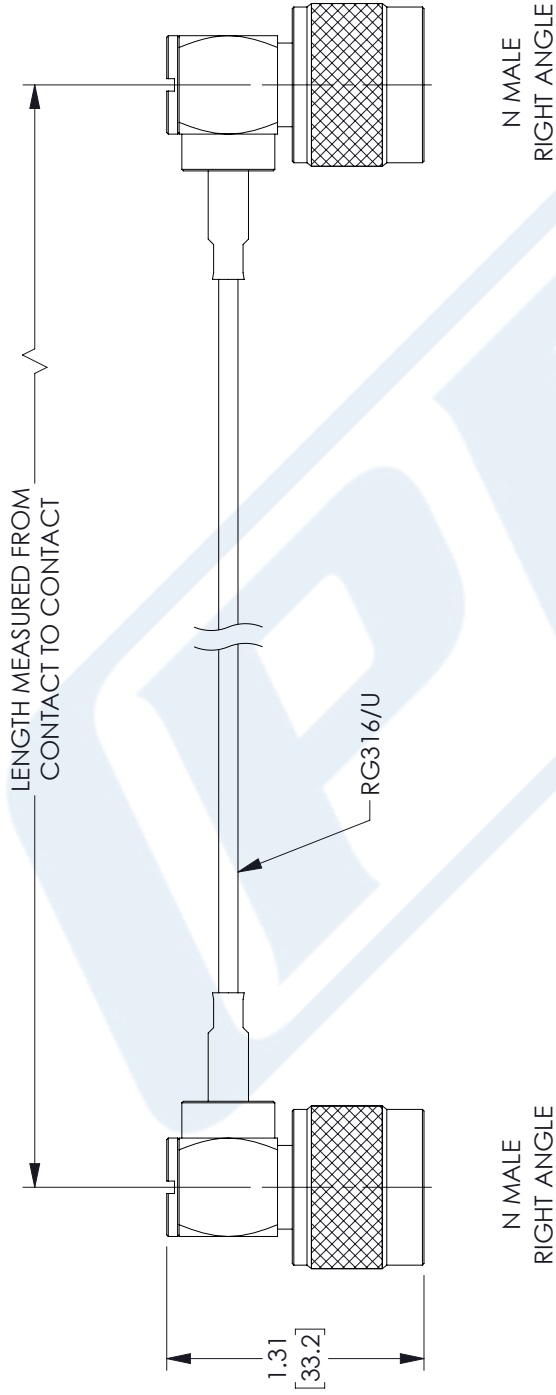
URL: <https://www.pasternack.com/n-male-n-male-rg316u-cable-assembly-pe34236-72-p.aspx>

The information contained in this document is accurate to the best of our knowledge and representative of the part described herein. It may be necessary to make modifications to the part and/or the documentation of the part, in order to implement improvements. Pasternack reserves the right to make such changes as required. Unless otherwise stated, all specifications are nominal. Pasternack does not make any representation or warranty regarding the suitability of the part described herein for any particular purpose, and Pasternack does not assume any liability arising out of the use of any part or documentation.

PE34236-72 CAD Drawing

N Male Right Angle to N Male Right Angle Cable 72 Inch Length Using RG316 Coax

REVISIONS			
REV.	DESCRIPTION	DATE	APPROVED
B	PCR PE34236 20220308	03/21/2022	AGANWANI



<p>UNLESS OTHERWISE SPECIFIED LEADING DIMENSIONS ARE INCHES DIMENSIONS IN [] ARE MILLIMETERS</p> <p>TOLERANCES:</p> <table border="0"> <tr> <td>.X = ±.2</td> <td>[.08]</td> <td>FRACTIONS</td> </tr> <tr> <td>.XX = ±.02</td> <td>[.51]</td> <td>± 1/32</td> </tr> <tr> <td>.XXX = ±.005</td> <td>[.13]</td> <td>ANGLES ± 1°</td> </tr> </table> <p>CABLE LENGTH (L) TOLERANCES:</p> <table border="0"> <tr> <td>L ≤ 12</td> <td>[305]</td> <td>= +1 [25] / -0</td> </tr> <tr> <td>12 [305] < L ≤ 60</td> <td>[1524]</td> <td>= +2 [51] / -0</td> </tr> <tr> <td>60 [1524] < L ≤ 120</td> <td>[3048]</td> <td>= +4 [102] / -0</td> </tr> <tr> <td>120 [3048] < L ≤ 300</td> <td>[7620]</td> <td>= +6 [152] / -0</td> </tr> <tr> <td>300 [7620] < L</td> <td>= +5%L</td> <td>/ -0</td> </tr> </table> <p>ALL DIMENSIONS SHOWN ARE FOR REFERENCE ONLY.</p>	.X = ±.2	[.08]	FRACTIONS	.XX = ±.02	[.51]	± 1/32	.XXX = ±.005	[.13]	ANGLES ± 1°	L ≤ 12	[305]	= +1 [25] / -0	12 [305] < L ≤ 60	[1524]	= +2 [51] / -0	60 [1524] < L ≤ 120	[3048]	= +4 [102] / -0	120 [3048] < L ≤ 300	[7620]	= +6 [152] / -0	300 [7620] < L	= +5%L	/ -0	<p>PE PASTERNAK an INFINITI® brand</p> <p>Pasternack Enterprises, Inc. P.O. Box 16759, Irvine, CA 92623. Phone: 1.949.261.1920 1.866.727.8376 Fax: 1.949.261.7451 Website: www.pasternack.com E-mail: sales@pasternack.com</p>	<p>THIRD-ANGLE PROJECTION</p> <p>THE INFORMATION AND DESIGN IN THIS DOCUMENT IS THE PROPERTY OF PASTERNAK CORPORATION ALL RIGHTS RESERVED.</p> <p>SHEET 1 OF 1</p> <p>SCALE N/A</p>
	.X = ±.2	[.08]	FRACTIONS																							
.XX = ±.02	[.51]	± 1/32																								
.XXX = ±.005	[.13]	ANGLES ± 1°																								
L ≤ 12	[305]	= +1 [25] / -0																								
12 [305] < L ≤ 60	[1524]	= +2 [51] / -0																								
60 [1524] < L ≤ 120	[3048]	= +4 [102] / -0																								
120 [3048] < L ≤ 300	[7620]	= +6 [152] / -0																								
300 [7620] < L	= +5%L	/ -0																								
<p>SIZE A</p> <p>CAGE CODE 53919</p> <p>DRAWN BY DZINN</p> <p>ITEM NO. PE-34236</p> <p>REV B</p>																										

THESE COMMODITIES, TECHNOLOGY OR SOFTWARE WERE EXPORTED FROM THE UNITED STATES IN ACCORDANCE WITH THE EXPORT ADMINISTRATION REGULATIONS. DIVERSION CONTRARY TO U.S. LAW PROHIBITED.