



SMA Male to MCX Plug Right Angle Cable Using RG316-DS Coax , LF Solder

RF Cable Assemblies Technical Data Sheet

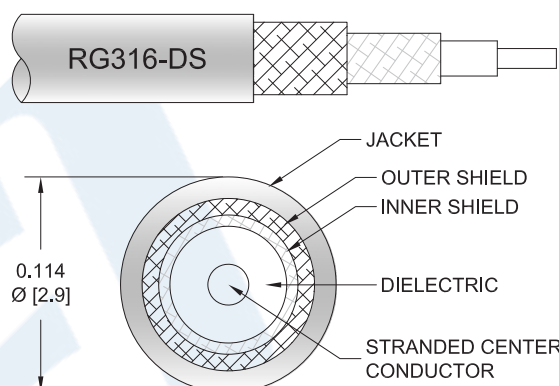
PE35437LF

Configuration

- Connector 1: SMA Male
- Connector 2: MCX Plug Right Angle
- Cable Type: RG316-DS

Features

- Max Frequency 3 GHz
- 70% Phase Velocity
- Double Shielded
- FEP Jacket



Applications

- General Purpose
- Laboratory Use

Description

Pasternack's PE35437LF SMA male to MCX plug right angle cable using RG316-DS coax is part of our full line of RF components available for same-day shipping. Pasternack's flexible RF cable assemblies are ideal for applications where tight bends and flexure are required. This Pasternack SMA to MCX cable assembly has a male to plug gender configuration with 50 ohm flexible RG316-DS coax. The PE35437LF SMA male to MCX plug cable assembly operates to 3 GHz. The right angle MCX interface on the RG316-DS cable allows for easier connections in tight spaces. The double shielding of this Pasternack cable assembly provides excellent shielding effectiveness.

Custom versions of most RF cable assemblies can be built and shipped same day. Custom cable assembly lengths can be obtained by specifying the desired length on the web site at time of order or by contacting a sales representative. Other available RF cable assembly value added services include connector orientation or clocking, heat shrink booting and custom labeling. RF testing can also be performed to document the electrical performance of your cable assembly.

Electrical Specifications

Description	Minimum	Typical	Maximum	Units
Frequency Range	DC		3	GHz
VSWR			1.5:1	
Velocity of Propagation		70		%
Capacitance		29.4 [96.46]		pF/ft [pF/m]

Click the following link (or enter part number in "SEARCH" on website) to obtain additional part information including price, inventory and certifications: [SMA Male to MCX Plug Right Angle Cable Using RG316-DS Coax , LF Solder PE35437LF](#)



SMA Male to MCX Plug Right Angle Cable
Using RG316-DS Coax , LF Solder

RF Cable Assemblies Technical Data Sheet

PE35437LF

Specifications by Frequency

Description	F1	F2	F3	F4	F5	Units
Frequency	0.25	0.5	1	2.5	3	GHz
Insertion Loss (Max.)	0.16	0.23	0.38	0.53	0.58	dB/ft
	0.52	0.75	1.25	1.74	1.9	dB/m

Electrical Specification Notes:

Insertion Loss does not include the loss of the connectors. Insertion Loss is estimated as 0.3dB of connector loss.

Mechanical Specifications

Cable Assembly

Cable

Cable Type	RG316-DS
Impedance	50 Ohms
Inner Conductor Type	Stranded
Inner Conductor Material and Plating	Copper Clad Steel, Silver
Dielectric Type	PTFE
Number of Shields	2
Shield Layer 1	Silver Plated Copper Braid
Shield Layer 2	Silver Plated Copper Braid
Jacket Material	FEP, Tan
Jacket Diameter	0.114 in [2.9 mm]
One Time Minimum Bend Radius	0.59 in [14.99 mm]

Click the following link (or enter part number in "SEARCH" on website) to obtain additional part information including price, inventory and certifications: [SMA Male to MCX Plug Right Angle Cable Using RG316-DS Coax , LF Solder PE35437LF](#)



SMA Male to MCX Plug Right Angle Cable
Using RG316-DS Coax , LF Solder

RF Cable Assemblies Technical Data Sheet

PE35437LF

Connectors

Description	Connector 1	Connector 2
Type	SMA Male	MCX Plug Right Angle
Specification	MIL-STD-348A	
Impedance	50 Ohms	50 Ohms
Contact Material and Plating	Brass, Gold	
Contact Plating Specification	30µ in. minimum	
Dielectric Type	Teflon	
Body Material and Plating	Brass, Nickel	Brass, Nickel
Body Plating Specification	100µ in. minimum	
Coupling Nut Material and Plating	Brass, Nickel	
Coupling Nut Plating Specification	100µ in. minimum	
Hex Size	5/16 in	
Torque	5 in-lbs [0.57 Nm]	

Mechanical Specification Notes:

*All cable assemblies have a length tolerance of 1.5% or ± 3/8", whichever is greater.

Compliance Certifications (see [product page](#) for current document)

Plotted and Other Data

Notes:

Click the following link (or enter part number in "SEARCH" on website) to obtain additional part information including price, inventory and certifications: [SMA Male to MCX Plug Right Angle Cable Using RG316-DS Coax , LF Solder PE35437LF](#)

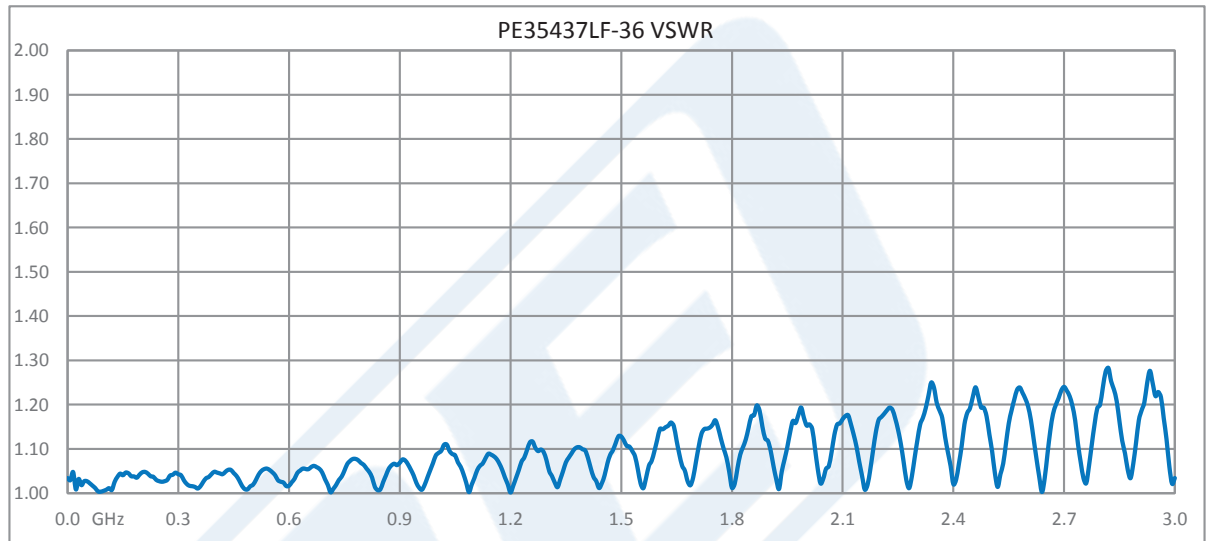


SMA Male to MCX Plug Right Angle Cable
Using RG316-DS Coax , LF Solder

RF Cable Assemblies Technical Data Sheet

PE35437LF

Typical Performance Data



Click the following link (or enter part number in "SEARCH" on website) to obtain additional part information including price, inventory and certifications: [SMA Male to MCX Plug Right Angle Cable Using RG316-DS Coax , LF Solder PE35437LF](#)



SMA Male to MCX Plug Right Angle Cable
Using RG316-DS Coax , LF Solder

RF Cable Assemblies Technical Data Sheet

PE35437LF

How to Order

Part Number Configuration:

PE35437LF - xx uu

Unit of Measure:
cm = Centimeters
<blank> = Inches
Length
Base Number

Example: PE35437LF-12 = 12 inches long cable
PE35437LF-100cm = 100 cm long cable

SMA Male to MCX Plug Right Angle Cable Using RG316-DS Coax , LF Solder from Pasternack Enterprises has same day shipment for domestic and International orders. Our RF, microwave and millimeter wave products maintain a 99.4% availability and are part of the broadest selection in the industry.

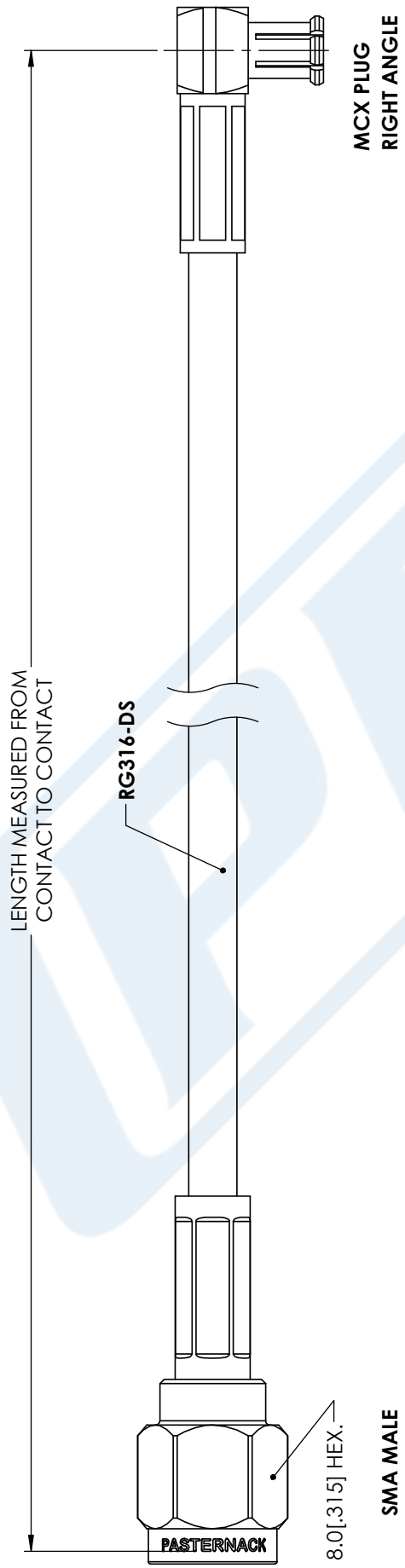
Click the following link (or enter part number in "SEARCH" on website) to obtain additional part information including price, inventory and certifications: [SMA Male to MCX Plug Right Angle Cable Using RG316-DS Coax , LF Solder PE35437LF](#)

URL: <https://www.pasternack.com/sma-male-mcx-plug-rg316-ds-cable-assembly-pe35437lf-p.aspx>

The information contained in this document is accurate to the best of our knowledge and representative of the part described herein. It may be necessary to make modifications to the part and/or the documentation of the part, in order to implement improvements. Pasternack reserves the right to make such changes as required. Unless otherwise stated, all specifications are nominal. Pasternack does not make any representation or warranty regarding the suitability of the part described herein for any particular purpose, and Pasternack does not assume any liability arising out of the use of any part or documentation.

PE35437LF CAD Drawing

SMA Male to MCX Plug Right Angle Cable Using RG316-DS Coax , LF Solder



STANDARD TOLERANCES	
.X	±0.2
.XX	±0.01
.XXX	±0.005

*STANDARD TOLERANCES APPLY ONLY TO DIMENSIONS IN INCHES



Pasternack Enterprises, Inc.
 P.O. Box 16759 | Irvine | CA | 92623
Phone: (949) 261-1920 | **Fax:** (949) 261-7451
Website: www.pasternack.com | **E-Mail:** sales@pasternack.com

DWG TITLE
 PE35437LF

CAGE CODE 53919

NOTES:
 1. UNLESS OTHERWISE SPECIFIED ALL DIMENSIONS ARE NOMINAL.
 2. ALL SPECIFICATIONS ARE SUBJECT TO CHANGE WITHOUT NOTICE AT ANY TIME.
 3. DIMENSIONS ARE IN INCHES [mm].

CAD FILE 10/09/18

SCALE N/A

SIZE A

CN2245