

## 75 Ohm F Male to 75 Ohm F Male Cable Using 75 Ohm RG6-CATV Coax



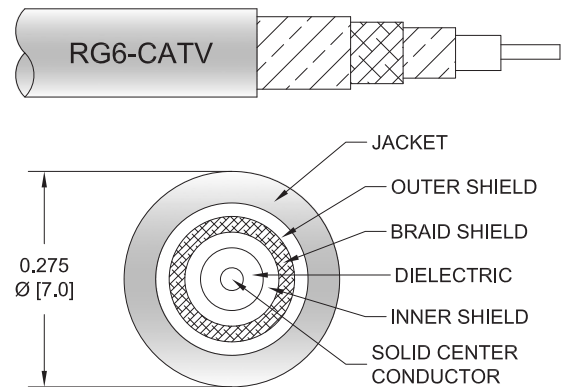
### PE36132

#### Configuration

- Connector 1: F Male
- Connector 2: F Male
- Cable Type: RG6-CATV
- Coax Flex Type: Flexible

#### Features

- Max Frequency 1 GHz
- Shielding Effectivity > 70 dB
- 85% Phase Velocity
- Triple Shielded
- PVC (NC) Jacket



#### Applications

- General Purpose
- Laboratory Use

#### Description

Pasternack's PE36132 75 ohm type F male to 75 ohm type F male cable using 75 ohm RG6-CATV coax is part of our full line of RF components available for same-day shipping. Pasternack's flexible RF cable assemblies are ideal for applications where tight bends and flexure are required. This Pasternack type F to type F cable assembly has a male to male gender configuration with 75 ohm flexible RG6-CATV coax. The PE36132 type F male to type F male cable assembly operates to 1 GHz. The triple shielding of this Pasternack cable assembly provides excellent shielding effectiveness of better than 70 dB.

Custom versions of most RF cable assemblies can be built and shipped same day. Custom cable assembly lengths can be obtained by specifying the desired length on the web site at time of order or by contacting a sales representative. Other available RF cable assembly value added services include connector orientation or clocking, heat shrink booting and custom labeling. RF testing can also be performed to document the electrical performance of your cable assembly.

#### Electrical Specifications

Description	Minimum	Typical	Maximum	Units
Frequency Range	DC		1,000	MHz
Velocity of Propagation		85		%
RF Shielding	70			dB
Capacitance		16.2 [53.15]		pF/ft [pF/m]

#### Specifications by Frequency

Description	F1	F2	F3	F4	F5	Units
Frequency	50	100	250	500	1,000	MHz
Insertion Loss (Typ.)	0.211	0.216	0.233	0.246	0.265	dB/ft
	0.69	0.71	0.76	0.81	0.87	dB/m

75 Ohm F Male to 75 Ohm F Male Cable  
Using 75 Ohm RG6-CATV Coax



**PE36132**

**Mechanical Specifications**

**Cable Assembly**

Width/Diameter	0.433 in [11 mm]
Weight	0.253 lbs [114.76 g]

**Cable**

Cable Type	RG6-CATV
Impedance	75 Ohms
Inner Conductor Type	Solid
Inner Conductor Material and Plating	Copper
Dielectric Type	PE (F)
Number of Shields	3
Shield Layer 1	Aluminum Tape
Shield Layer 2	Aluminum Braid
Shield Layer 3	Aluminum Tape
Jacket Material	PVC (NC), Black
Jacket Diameter	0.275 in [6.99 mm]
One Time Minimum Bend Radius	1.37 in [34.8 mm]

**Connectors**

Description	Connector 1	Connector 2
Type	F Male	F Male
Impedance	75 Ohms	75 Ohms
Configuration	Straight	Straight
Contact Material and Plating	Brass, Gold	Brass, Gold
Dielectric Type	Teflon	Teflon
Body Material and Plating	Brass, Nickel	Brass, Nickel
Body Plating Specification	100µ in. minimum	100µ in. minimum
Coupling Nut Material and Plating	Brass, Nickel	Brass, Nickel
Coupling Nut Plating Specification	100µ in. minimum	100µ in. minimum
Hex Size	7/16 in	7/16 in
Torque	15 in-lbs 1.7 Nm	15 in-lbs 1.7 Nm

**Environmental Specifications**

**Compliance Certifications** (see [product page](#) for current document)

**Plotted and Other Data**

Notes:  
Values at 25°C, sea level.

75 Ohm F Male to 75 Ohm F Male Cable  
Using 75 Ohm RG6-CATV Coax

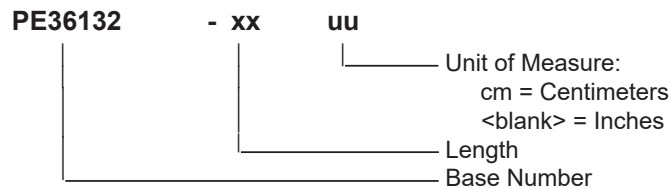


**PE36132**

**Typical Performance Data**

**How to Order**

Part Number Configuration:



Example: PE36132-12 = 12 inches long cable  
PE36132-100cm = 100 cm long cable

75 Ohm F Male to 75 Ohm F Male Cable Using 75 Ohm RG6-CATV Coax from Pasternack Enterprises has same day shipment for domestic and International orders. Our RF, microwave and millimeter wave products maintain a 99.4% availability and are part of the broadest selection in the industry.

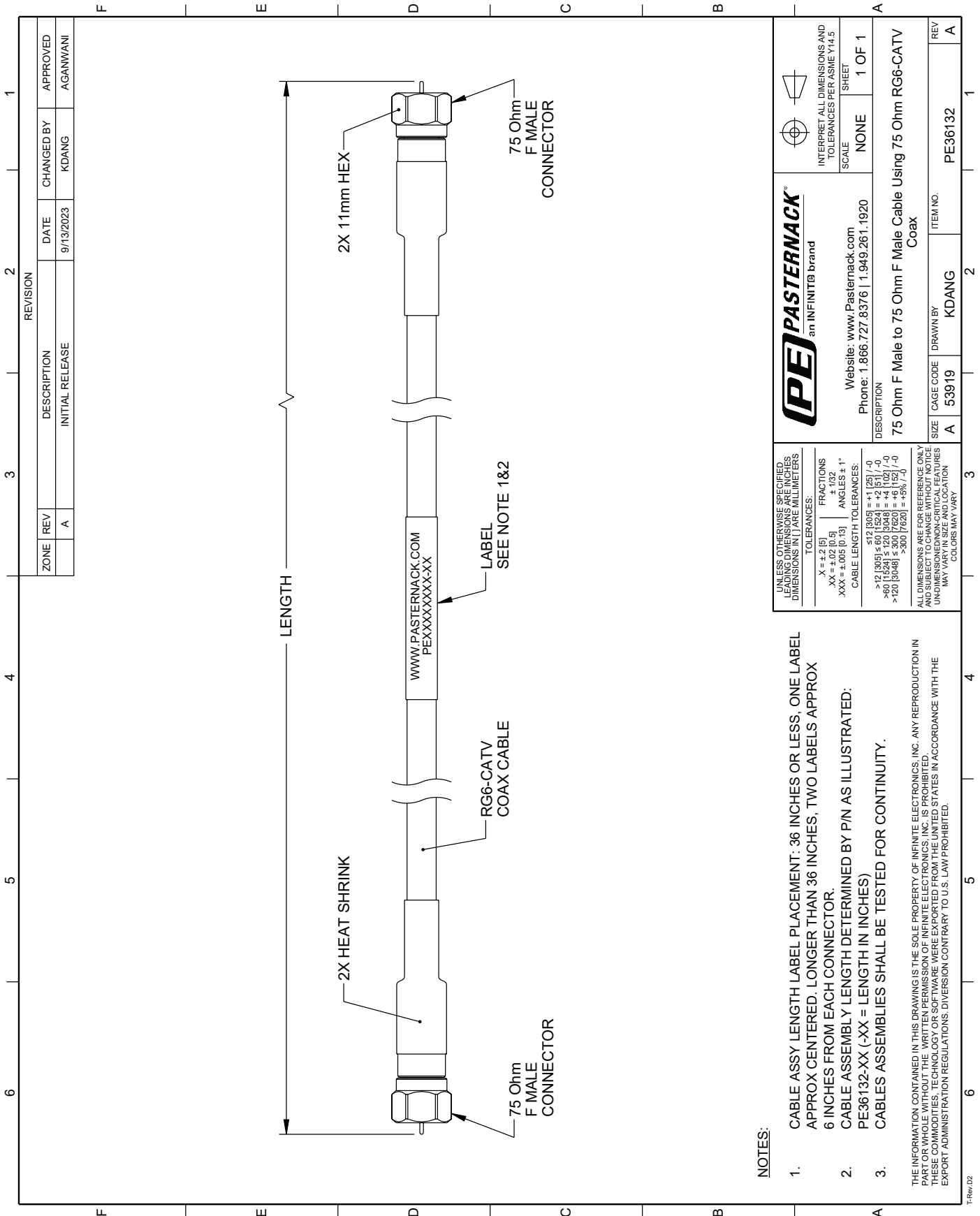
Click the following link (or enter part number in "SEARCH" on website) to obtain additional part information including price, inventory and certifications: [75 Ohm F Male to 75 Ohm F Male Cable Using 75 Ohm RG6-CATV Coax PE36132](#)

URL: <https://www.pasternack.com/f-male-f-male-rg6-catv-cable-assembly-pe36132-p.aspx>

The information contained within this document is accurate to the best of our knowledge and representative of the part described herein. It may be necessary to make modifications to the part and/or the documentation of the part in order to implement improvements. Pasternack Enterprises reserves the right to make such changes as required. Unless otherwise stated, all specifications are nominal. Pasternack Enterprises does not make any representation or warranty regarding the suitability of the part described herein for any particular purpose, and Pasternack Enterprises does not assume liability arising out of the use of any part or document.

# PE36132 CAD Drawing

75 Ohm F Male to 75 Ohm F Male Cable Using 75 Ohm RG6-CATV Coax



**NOTES:**

1. CABLE ASSY LENGTH LABEL PLACEMENT: 36 INCHES OR LESS, ONE LABEL APPROX CENTERED. LONGER THAN 36 INCHES, TWO LABELS APPROX 6 INCHES FROM EACH CONNECTOR.
2. CABLE ASSEMBLY LENGTH DETERMINED BY PIN AS ILLUSTRATED: PE36132-XX (-XX = LENGTH IN INCHES)
3. CABLES ASSEMBLIES SHALL BE TESTED FOR CONTINUITY.

THE INFORMATION CONTAINED IN THIS DRAWING IS THE SOLE PROPERTY OF INFINITE ELECTRONICS, INC. ANY REPRODUCTION IN PART OR WHOLE, WITHOUT THE WRITTEN PERMISSION OF INFINITE ELECTRONICS, INC. IS PROHIBITED. THESE COMMODITIES, TECHNOLOGY OR SOFTWARE WERE EXPORTED FROM THE UNITED STATES IN ACCORDANCE WITH THE EXPORT ADMINISTRATION REGULATIONS. DIVERSION CONTRARY TO U.S. LAW PROHIBITED.

TRev.02

ZONE	REV	DESCRIPTION	DATE	CHANGED BY	APPROVED
	A	INITIAL RELEASE	9/13/2023	KDANG	AGANWANI

	INTERPRET ALL DIMENSIONS AND TOLERANCES PER ASME Y14.5 SCALE: NONE SHEET: 1 OF 1
	Website: www.Pasternack.com Phone: 1.866.727.8376   1.949.261.1920
DESCRIPTION: 75 Ohm F Male to 75 Ohm F Male Cable Using 75 Ohm RG6-CATV Coax	
SIZE: A CAGE CODE: 53919 DRAWN BY: KDANG	ITEM NO.: PE36132 REV: A

UNLESS OTHERWISE SPECIFIED LEADING DIMENSIONS ARE IN INCHES DIMENSIONS IN [ ] ARE MILLIMETERS TOLERANCES: X = ±.2 [5] .XX = ±.02 [0.5] .XXX = ±.005 [0.13] FRACTIONS ± 1/32 ANGLES ± 1° CABLE LENGTH TOLERANCES: ≤12 [305] ±.1 [25] / -0 >12 [305] ≤ 60 [1524] = ±.2 [5] / -0 >60 [1524] ≤ 120 [3048] = ±.4 [102] / -0 >120 [3048] ≤ 300 [7620] = ±.6 [152] / -0 >300 [7620] = ±.9% [7.6]
ALL DIMENSIONS ARE FOR REFERENCE ONLY AND SUBJECT TO CHANGE WITHOUT NOTICE UNLESS OTHERWISE SPECIFIED DIMENSIONS MAY VARY IN SIZE AND LOCATION COLORS MAY VARY