

HN Male to HN Male Cable Using RG393 Coax with HeatShrink, LF Solder



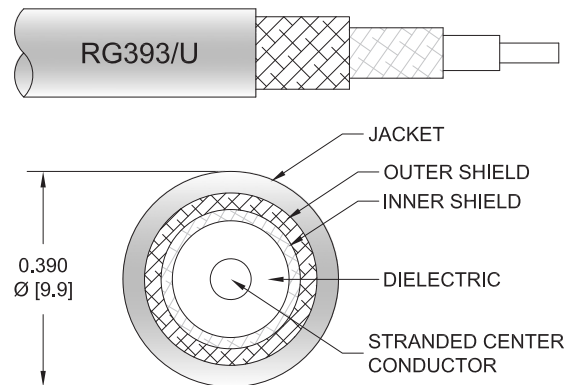
PE3C0885LF/HS

Configuration

- Connector 1: HN Male
- Connector 2: HN Male
- Cable Type: RG393
- Coax Flex Type: Flexible

Features

- Max Frequency 3 GHz
- 69.5% Phase Velocity
- Double Shielded
- FEP Jacket



Applications

- General Purpose
- Laboratory Use

Description

Pasternack's PE3C0885LF/HS HN male to HN male cable using RG393 coax is part of our full line of RF components available for same-day shipping. Pasternack's flexible RF cable assemblies are ideal for applications where tight bends and flexure are required. This Pasternack HN to HN cable assembly has a male to male gender configuration with 50 ohm flexible RG393 coax. The PE3C0885LF/HS HN male to HN male cable assembly operates to 3 GHz. The double shielding of this Pasternack cable assembly provides excellent shielding effectiveness.

Custom versions of most RF cable assemblies can be built and shipped same day. Custom cable assembly lengths can be obtained by specifying the desired length on the web site at time of order or by contacting a sales representative. Other available RF cable assembly value added services include connector orientation or clocking, heat shrink booting and custom labeling. RF testing can also be performed to document the electrical performance of your cable assembly.

Electrical Specifications

Description	Minimum	Typical	Maximum	Units
Frequency Range	DC		3	GHz
VSWR			1.4:1	
Velocity of Propagation		69.5		%
Capacitance		29.4 [96.46]		pF/ft [pF/m]

Specifications by Frequency

Description	F1	F2	F3	F4	F5	Units
Frequency	0.1	0.25	0.5	1	3	GHz
Insertion Loss (Typ.)	0.021	0.03	0.045	0.075	0.143	dB/ft
	0.07	0.1	0.15	0.25	0.47	dB/m

HN Male to HN Male Cable Using RG393 Coax with HeatShrink, LF Solder



PE3C0885LF/HS

Electrical Specification Notes:

Insertion Loss does not include the loss of the connectors. Insertion Loss is estimated as 0.1 dB per connector.

Mechanical Specifications

Cable Assembly

Width/Diameter	0.5 in [12.7 mm]
Weight	0.22 lbs [99.79 g]

Cable

Cable Type	RG393
Impedance	50 Ohms
Inner Conductor Type	Stranded
Inner Conductor Material and Plating	Copper, Silver
Dielectric Type	PTFE
Number of Shields	2
Shield Layer 1	Silver Plated Copper Braid
Shield Layer 2	Silver Plated Copper Braid
Jacket Material	FEP, Tan
Jacket Diameter	0.39 in [9.91 mm]
Repeated Minimum Bend Radius	3.9 in [99.06 mm]

Connectors

Description	Connector 1	Connector 2
Type	HN Male	HN Male
Specification	MIL-STD-348A	MIL-STD-348A
Impedance	50 Ohms	50 Ohms
Configuration	Straight	Straight
Contact Material and Plating	Brass, Gold	Brass, Gold
Contact Plating Specification	30 µin minimum	30 µin minimum
Dielectric Type	PTFE	PTFE
Body Material and Plating	Brass, Nickel	Brass, Nickel
Body Plating Specification	100 µin minimum	100 µin minimum
Coupling Nut Material and Plating	Brass, Nickel	Brass, Nickel
Coupling Nut Plating Specification	100 µin minimum	100 µin minimum

Environmental Specifications

Operating Range Temperature	-55 to +165 deg C
-----------------------------	-------------------

Compliance Certifications (see [product page](#) for current document)

Plotted and Other Data

Notes:

HN Male to HN Male Cable Using RG393 Coax with HeatShrink, LF Solder



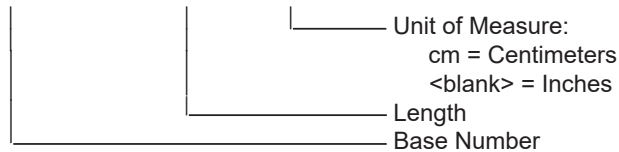
PE3C0885LF/HS

Typical Performance Data

How to Order

Part Number Configuration:

PE3C0885LF/HS - xx uu



Example: PE3C0885LF/HS-12 = 12 inches long cable
PE3C0885LF/HS-100cm = 100 cm long cable

HN Male to HN Male Cable Using RG393 Coax with HeatShrink, LF Solder from Pasternack Enterprises has same day shipment for domestic and International orders. Our RF, microwave and millimeter wave products maintain a 99.4% availability and are part of the broadest selection in the industry.

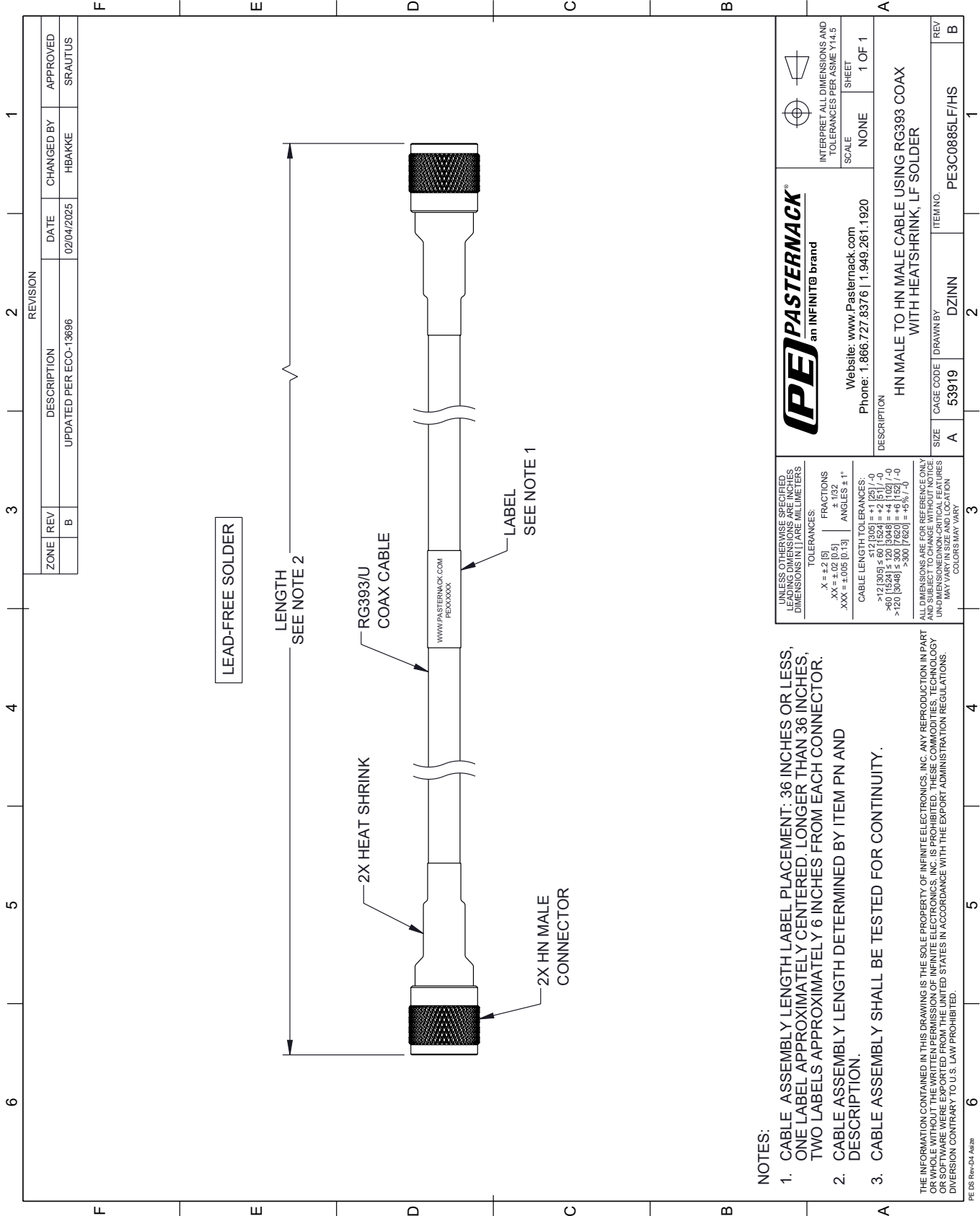
Click the following link (or enter part number in "SEARCH" on website) to obtain additional part information including price, inventory and certifications: [HN Male to HN Male Cable Using RG393 Coax with HeatShrink, LF Solder PE3C0885LF/HS](#)

URL: <https://www.pasternack.com/hn-male-to-hn-male-cable-using-rg393-with-heatshrink-lf-solder-pe3c0885lf-hs-p.aspx>

The information contained within this document is accurate to the best of our knowledge and representative of the part described herein. It may be necessary to make modifications to the part and/or the documentation of the part in order to impliment improvements. Pasternack Enterprises reserves the right to make such changes as required. Unless otherwise stated, all specifications are nominal. Pasternack Enterprises does not make any representation or warranty regarding the suitability of the part described herein for any particular purpose, and Pasternack Enterprises does not assume liability arising out of the use of any part or document.

PE3C0885LF/HS CAD Drawing

HN Male to HN Male Cable Using RG393 Coax with HeatShrink, LF Solder



NOTES:

1. CABLE ASSEMBLY LENGTH LABEL PLACEMENT: .36 INCHES OR LESS, ONE LABEL APPROXIMATELY CENTERED, LONGER THAN 36 INCHES, TWO LABELS APPROXIMATELY 6 INCHES FROM EACH CONNECTOR.
2. CABLE ASSEMBLY LENGTH DETERMINED BY ITEM PN AND DESCRIPTION.
3. CABLE ASSEMBLY SHALL BE TESTED FOR CONTINUITY.

THE INFORMATION CONTAINED IN THIS DRAWING IS THE SOLE PROPERTY OF INFINITE ELECTRONICS, INC. ANY REPRODUCTION IN PART OR WHOLE WITHOUT THE WRITTEN PERMISSION OF INFINITE ELECTRONICS, INC. IS PROHIBITED. THESE COMMODITIES, TECHNOLOGY OR SOFTWARE WERE EXPORTED FROM THE UNITED STATES IN ACCORDANCE WITH THE EXPORT ADMINISTRATION REGULATIONS. DIVERSION CONTRARY TO U.S. LAW PROHIBITED.

PE DS Rev-04 Add2

REVISION		DATE	CHANGED BY	APPROVED	
ZONE	REV	DESCRIPTION	DATE	CHANGED BY	APPROVED
	B	UPDATED PER ECO-13696	02/04/2025	HBAKKE	SRAUTUS

 an INFINITE brand		Website: www.Pasternack.com Phone: 1.866.727.8376 1.949.261.1920	INTERPRET ALL DIMENSIONS AND TOLERANCES PER ASME Y14.5 SCALE: NONE SHEET: 1 OF 1
DESCRIPTION: HN MALE TO HN MALE CABLE USING RG393 COAX WITH HEATSHRINK, LF SOLDER			
SIZE	CAGE CODE	DRAWN BY	ITEM NO.
A	53919	DZINN	PE3C0885LF/HS

UNLESS OTHERWISE SPECIFIED, LEADING DIMENSIONS ARE IN INCHES, DIMENSIONS IN [] ARE MILLIMETERS	TOLERANCES:	FRACTIONS
.X = ±.2 [5]	.XX = ±.02 [0.5]	.XXX = ±.005 [0.13]
		ANGLES ± 1°
CABLE LENGTH TOLERANCES:		
>12 [305] ≤ 60 [1524] = ±.1 [2.5] / -0		
>60 [1524] ≤ 120 [3048] = ±.4 [10.2] / -0		
>120 [3048] ≤ 300 [7620] = ±.6 [15.2] / -0		
>300 [7620] = ±.8 [20.3] / -0		
ALL DIMENSIONS ARE FOR REFERENCE ONLY. UNDIMENSIONED/NON-CRITICAL FEATURES MAY VARY IN SIZE AND LOCATION. COLORS MAY VARY.		