

## N Male to N Male Low Loss Cable Using LMR-600-DB Coax with HeatShrink



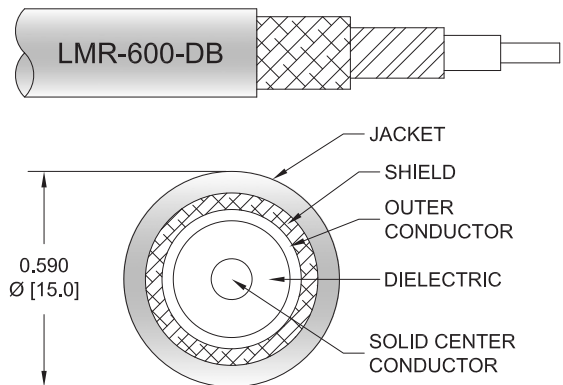
### PE3C1548/HS

#### Configuration

- Connector 1: N Male
- Connector 2: N Male
- Cable Type: LMR-600-DB
- Coax Flex Type: Flexible

#### Features

- Max Frequency 5.8 GHz
- Shielding Effectivity > 90 dB
- 87% Phase Velocity
- Double Shielded
- PE Jacket



#### Applications

- General Purpose
- Laboratory Use

#### Description

Pasternack's PE3C1548/HS type N male to type N male cable using LMR-600-DB coax is part of our full line of RF components available for same-day shipping. Pasternack's flexible RF cable assemblies are ideal for applications where tight bends and flexure are required. This Pasternack type N to type N cable assembly has a male to male gender configuration with 50 ohm flexible LMR-600-DB coax. The PE3C1548/HS type N male to type N male cable assembly operates to 5.8 GHz. The double shielding of this Pasternack cable assembly provides excellent shielding effectiveness of better than 90 dB.

Custom versions of most RF cable assemblies can be built and shipped same day. Custom cable assembly lengths can be obtained by specifying the desired length on the web site at time of order or by contacting a sales representative. Other available RF cable assembly value added services include connector orientation or clocking, heat shrink booting and custom labeling. RF testing can also be performed to document the electrical performance of your cable assembly.

#### Electrical Specifications

Description	Minimum	Typical	Maximum	Units
Frequency Range	DC		5.8	GHz
Velocity of Propagation		87		%
RF Shielding	90			dB
Group Delay		1.17 [3.84]		ns/ft [ns/m]
Capacitance		23.4 [76.77]		pF/ft [pF/m]
Inductance		0.058 [0.19]		uH/ft [uH/m]
DC Resistance Inner Conductor		0.53 [1.74]		Ohms/1000ft [Ohms/Km]
DC Resistance Outer Conductor		1.2 [3.94]		Ohms/1000ft [Ohms/Km]

## N Male to N Male Low Loss Cable Using LMR-600-DB Coax with HeatShrink



### PE3C1548/HS

#### Electrical Specifications

Description	Minimum	Typical	Maximum	Units
Jacket Spark			8,000	Vrms

#### Specifications by Frequency

Description	F1	F2	F3	F4	F5	Units
Frequency	0.25	0.5	1	2.5	5.8	GHz
Insertion Loss (Typ.)	0.012	0.017	0.026	0.044	0.073	dB/ft
	0.04	0.06	0.09	0.14	0.24	dB/m

#### Electrical Specification Notes:

Insertion Loss does not include the loss of the connectors. Insertion Loss is estimated as 0.1 dB per connector.

#### Mechanical Specifications

##### Cable Assembly

Length	0 in [0 mm]
Width/Diameter	0.5 in [12.7 mm]
Weight	0.434 lbs [196.86 g]

##### Cable

Cable Type	LMR-600-DB
Impedance	50 Ohms
Inner Conductor Type	Solid
Inner Conductor Material and Plating	Copper Clad Aluminum
Dielectric Type	PE (F)
Number of Shields	2
Shield Layer 1	Aluminum Tape
Shield Layer 2	Tinned Copper Braid
Jacket Material	PE, Black
Jacket Diameter	0.59 in [14.99 mm]
One Time Minimum Bend Radius	1.5 in [38.1 mm]
Repeated Minimum Bend Radius	6 in [152.4 mm]
Bending Moment	2.75 lbs-ft [3.73 N-m]
Flat Plate Crush	60 lbs/in [1.07 Kg/mm]
Tensile Strength	350 lbs [158.76 Kg]

N Male to N Male Low Loss Cable Using LMR-600-DB Coax with HeatShrink



**PE3C1548/HS**

**Connectors**

Description	Connector 1	Connector 2
Type	N Male	N Male
Impedance	50 Ohms	50 Ohms
Configuration	Straight	Straight
Contact Material and Plating	Brass, Gold	Brass, Gold
Dielectric Type	PTFE	PTFE
Body Material and Plating	Brass, Tri-Metal	Brass, Tri-Metal
Coupling Nut Material and Plating	Brass, Tri-Metal	Brass, Tri-Metal

**Environmental Specifications**

Operating Range Temperature -40 to +85 deg C

**Compliance Certifications** (see [product page](#) for current document)

**Plotted and Other Data**

Notes:

## N Male to N Male Low Loss Cable Using LMR-600-DB Coax with HeatShrink

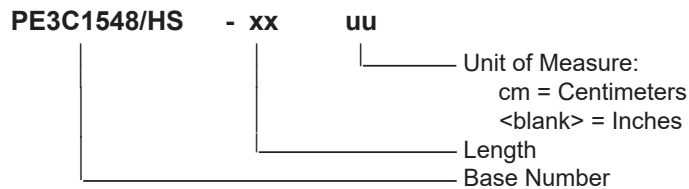


### PE3C1548/HS

#### Typical Performance Data

#### How to Order

Part Number Configuration:



Example: PE3C1548/HS-12 = 12 inches long cable  
PE3C1548/HS-100cm = 100 cm long cable

N Male to N Male Low Loss Cable Using LMR-600-DB Coax with HeatShrink from Pasternack Enterprises has same day shipment for domestic and International orders. Our RF, microwave and millimeter wave products maintain a 99.4% availability and are part of the broadest selection in the industry.

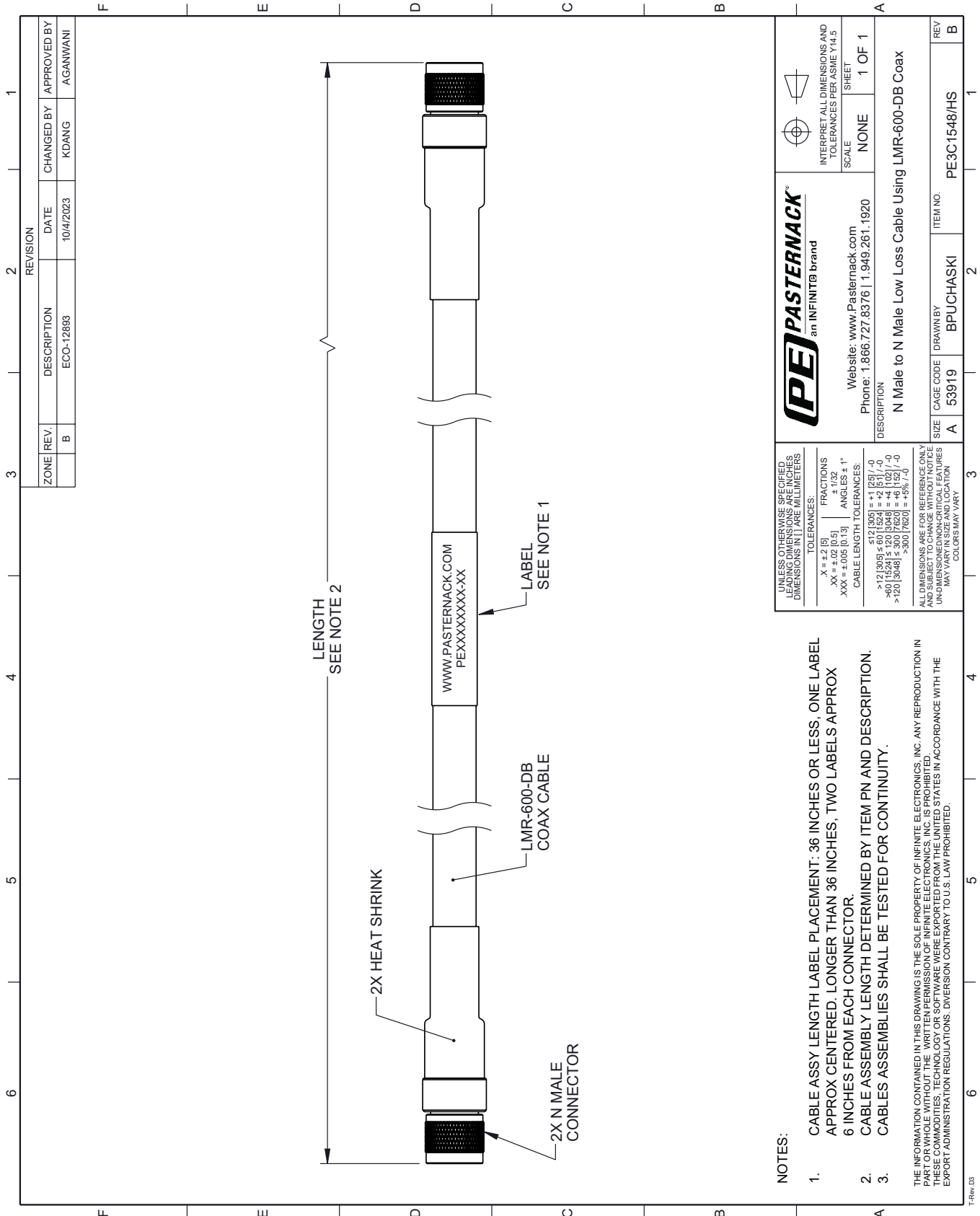
Click the following link (or enter part number in "SEARCH" on website) to obtain additional part information including price, inventory and certifications: [N Male to N Male Low Loss Cable Using LMR-600-DB Coax with HeatShrink PE3C1548/HS](#)

URL: <https://www.pasternack.com/n-male-to-n-male-low-loss-cable-using-lmr-600-db-with-heatshrink-pe3c1548-hs-p.aspx>

The information contained within this document is accurate to the best of our knowledge and representative of the part described herein. It may be necessary to make modifications to the part and/or the documentation of the part in order to implement improvements. Pasternack Enterprises reserves the right to make such changes as required. Unless otherwise stated, all specifications are nominal. Pasternack Enterprises does not make any representation or warranty regarding the suitability of the part described herein for any particular purpose, and Pasternack Enterprises does not assume liability arising out of the use of any part or document.

# PE3C1548/HS CAD Drawing


N Male to N Male Low Loss Cable Using LMR-600-DB Coax with HeatShrink



**NOTES:**

- CABLE ASSY LENGTH LABEL PLACEMENT: 36 INCHES OR LESS, ONE LABEL APPROX CENTERED. LONGER THAN 36 INCHES, TWO LABELS APPROX 6 INCHES FROM EACH CONNECTOR.
- CABLE ASSEMBLY LENGTH DETERMINED BY ITEM PN AND DESCRIPTION.
- CABLES ASSEMBLIES SHALL BE TESTED FOR CONTINUITY.

THE INFORMATION CONTAINED IN THIS DRAWING IS THE SOLE PROPERTY OF INFINITE ELECTRONICS, INC. ANY REPRODUCTION IN PART OR WHOLE WITHOUT THE WRITTEN PERMISSION OF INFINITE ELECTRONICS, INC. IS PROHIBITED. THESE COMMODITIES, TECHNOLOGY OR SOFTWARE WERE EXPORTED FROM THE UNITED STATES IN ACCORDANCE WITH THE EXPORT ADMINISTRATION REGULATIONS. DIVERSION CONTRARY TO U.S. LAW PROHIBITED.

UNLESS OTHERWISE SPECIFIED, LEADING DIMENSIONS ARE IN INCHES. DIMENSIONS IN [ ] ARE MILLIMETERS.		 <b>PASTERNAK</b> an INFINIT <sup>®</sup> brand		INTERPRET ALL DIMENSIONS AND TOLERANCES PER ASME Y14.5 SCALE: NONE SHEET: 1 OF 1	
TOLERANCES: .X = ±.2 [5] .XX = ±.02 [0.5] .XXX = ±.005 [0.13]		FRACTIONS ± 1/32 ANGLES ± 1°		Website: www.Pasternack.com Phone: 1.866.727.8376   1.949.261.1920	
CABLE LENGTH TOLERANCES: <12 [305] ±.60 [1524] >12 [305] ±.60 [1524]		CABLE LENGTH TOLERANCES: <12 [305] ±.11 [28] / -0 >12 [305] ±.60 [1524] = +2 [51] / -0 >40 [1024] ±.120 [3048] = +4 [102] / -0 >120 [3048] ±.300 [7620] = +5% / -0		DESCRIPTION N Male to N Male Low Loss Cable Using LMR-600-DB Coax	
ALL DIMENSIONS ARE FOR REFERENCE ONLY. UNDIMENSIONED NON-CRITICAL FEATURES MAY VARY IN SIZE AND LOCATION. COLORS MAY VARY.		SIZE: A CAGE CODE: 53919 DRAWN BY: BPUCHASKI ITEM NO.: PE3C1548/HS		REV: B	