

Reverse Polarity TNC Plug to Reverse Polarity TNC Plug Low Loss Cable Using LMR-400 Coax with HeatShrink



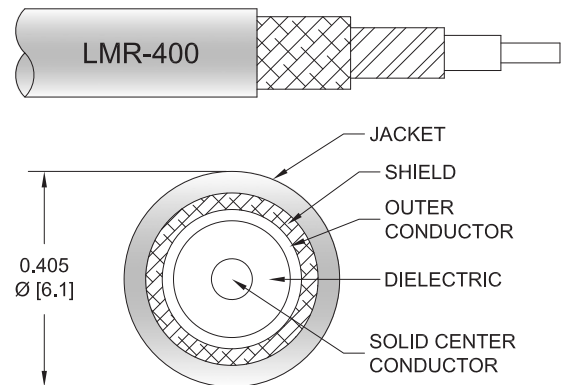
PE3C2890/HS

Configuration

- Connector 1: TNC Plug Reverse Polarity
- Connector 2: TNC Plug Reverse Polarity
- Cable Type: LMR-400
- Coax Flex Type: Flexible

Features

- Max Frequency 8 GHz
- Shielding Effectivity > 90 dB
- 85% Phase Velocity
- Double Shielded
- PE Jacket



Applications

- General Purpose
- Laboratory Use

Description

Pasternack's PE3C2890/HS reverse polarity TNC plug to reverse polarity TNC plug cable using LMR-400 coax is part of our full line of RF components available for same-day shipping. Pasternack's flexible RF cable assemblies are ideal for applications where tight bends and flexure are required. This Pasternack reverse polarity TNC to reverse polarity TNC cable assembly has a plug to plug gender configuration with 50 ohm flexible LMR-400 coax. The PE3C2890/HS reverse polarity TNC plug to reverse polarity TNC plug cable assembly operates to 8 GHz. The double shielding of this Pasternack cable assembly provides excellent shielding effectiveness of better than 90 dB.

Custom versions of most RF cable assemblies can be built and shipped same day. Custom cable assembly lengths can be obtained by specifying the desired length on the web site at time of order or by contacting a sales representative. Other available RF cable assembly value added services include connector orientation or clocking, heat shrink booting and custom labeling. RF testing can also be performed to document the electrical performance of your cable assembly.

Electrical Specifications

Description	Minimum	Typical	Maximum	Units
Frequency Range	DC		8	GHz
VSWR			1.4:1	
Velocity of Propagation		85		%
RF Shielding	90			dB
Group Delay		1.2 [3.94]		ns/ft [ns/m]
Capacitance		23.9 [78.41]		pF/ft [pF/m]
Inductance		0.06 [0.2]		uH/ft [uH/m]
DC Resistance Inner Conductor		1.39 [4.56]		Ohms/1000ft [Ohms/Km]
DC Resistance Outer Conductor		1.65 [5.41]		Ohms/1000ft [Ohms/Km]

Reverse Polarity TNC Plug to Reverse Polarity TNC Plug
Low Loss Cable Using LMR-400 Coax with HeatShrink



PE3C2890/HS

Electrical Specifications

Description	Minimum	Typical	Maximum	Units
Jacket Spark			8,000	Vrms

Specifications by Frequency

Part Number	Length	Description	F1	F2	F3	F4	F5	Units	Weight (lbs)
			Frequency					MHz	
PE3C2890/HS	Custom Lengths Available	Insertion Loss (Typ.)	0.028	0.041	0.06	0.079	0.108	dB/ft	
			0.1	0.14	0.2	0.26	0.36	dB/m	
PE3C2890/HS-12	12 inch	Insertion Loss (Typ.)	0.23	0.25	0.26	0.28	0.31	dB	0.183
PE3C2890/HS-24	24 inch	Insertion Loss (Typ.)	0.26	0.29	0.32	0.36	0.42	dB	0.251
PE3C2890/HS-36	36 inch	Insertion Loss (Typ.)	0.29	0.33	0.38	0.44	0.53	dB	0.318
PE3C2890/HS-48	48 inch	Insertion Loss (Typ.)	0.32	0.37	0.44	0.52	0.64	dB	0.385
PE3C2890/HS-60	60 inch	Insertion Loss (Typ.)	0.34	0.41	0.5	0.6	0.74	dB	0.452

The insertion loss data for the base model does not include loss due to the connectors. Each length includes insertion loss due to the connectors.

Loss due to Connector 1:	0.1 dB
Loss due to Connector 2:	0.1 dB
Base Weight:	0.183 pounds
Additional Weight per Inch:	0.00559 pounds

Mechanical Specifications

Cable Assembly

Width/Diameter	0.5 in [12.7 mm]
Weight	0.19 lbs [86.18 g]

Cable

Cable Type	LMR-400
Impedance	50 Ohms
Inner Conductor Type	Solid
Inner Conductor Material and Plating	Copper Clad Aluminum
Dielectric Type	PE (F)
Number of Shields	2
Shield Layer 1	Aluminum Tape
Shield Layer 2	Tinned Copper Braid
Jacket Material	PE, Black
Jacket Diameter	0.405 in [10.29 mm]
One Time Minimum Bend Radius	1 in [25.4 mm]
Repeated Minimum Bend Radius	4 in [101.6 mm]
Bending Moment	0.5 lbs-ft [0.68 N-m]
Flat Plate Crush	40 lbs/in [0.71 Kg/mm]
Tensile Strength	160 lbs [72.57 Kg]

Reverse Polarity TNC Plug to Reverse Polarity TNC Plug
Low Loss Cable Using LMR-400 Coax with HeatShrink



PE3C2890/HS

Connectors

Description	Connector 1	Connector 2
Type	TNC Plug Reverse Polarity	TNC Plug Reverse Polarity
Impedance	50 Ohms	50 Ohms
Configuration	Straight	Straight
Contact Material and Plating	Phosphor Bronze, Gold	Phosphor Bronze, Gold
Dielectric Type	PTFE	PTFE
Body Material and Plating	Brass, Nickel	Brass, Nickel
Coupling Nut Material and Plating	Brass, Nickel	Brass, Nickel

Environmental Specifications

Operating Range Temperature -40 to +85 deg C

Compliance Certifications (see [product page](#) for current document)

Plotted and Other Data

Notes:

Reverse Polarity TNC Plug to Reverse Polarity TNC Plug
Low Loss Cable Using LMR-400 Coax with HeatShrink

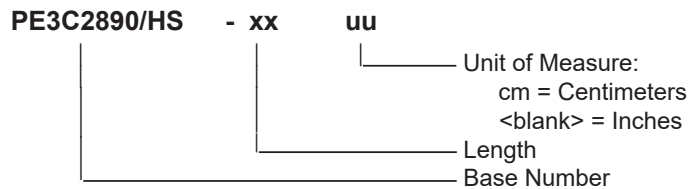


PE3C2890/HS

Typical Performance Data

How to Order

Part Number Configuration:



Example: PE3C2890/HS-12 = 12 inches long cable
PE3C2890/HS-100cm = 100 cm long cable

Reverse Polarity TNC Plug to Reverse Polarity TNC Plug Low Loss Cable Using LMR-400 Coax with HeatShrink from Pasternack Enterprises has same day shipment for domestic and International orders. Our RF, microwave and millimeter wave products maintain a 99.4% availability and are part of the broadest selection in the industry.

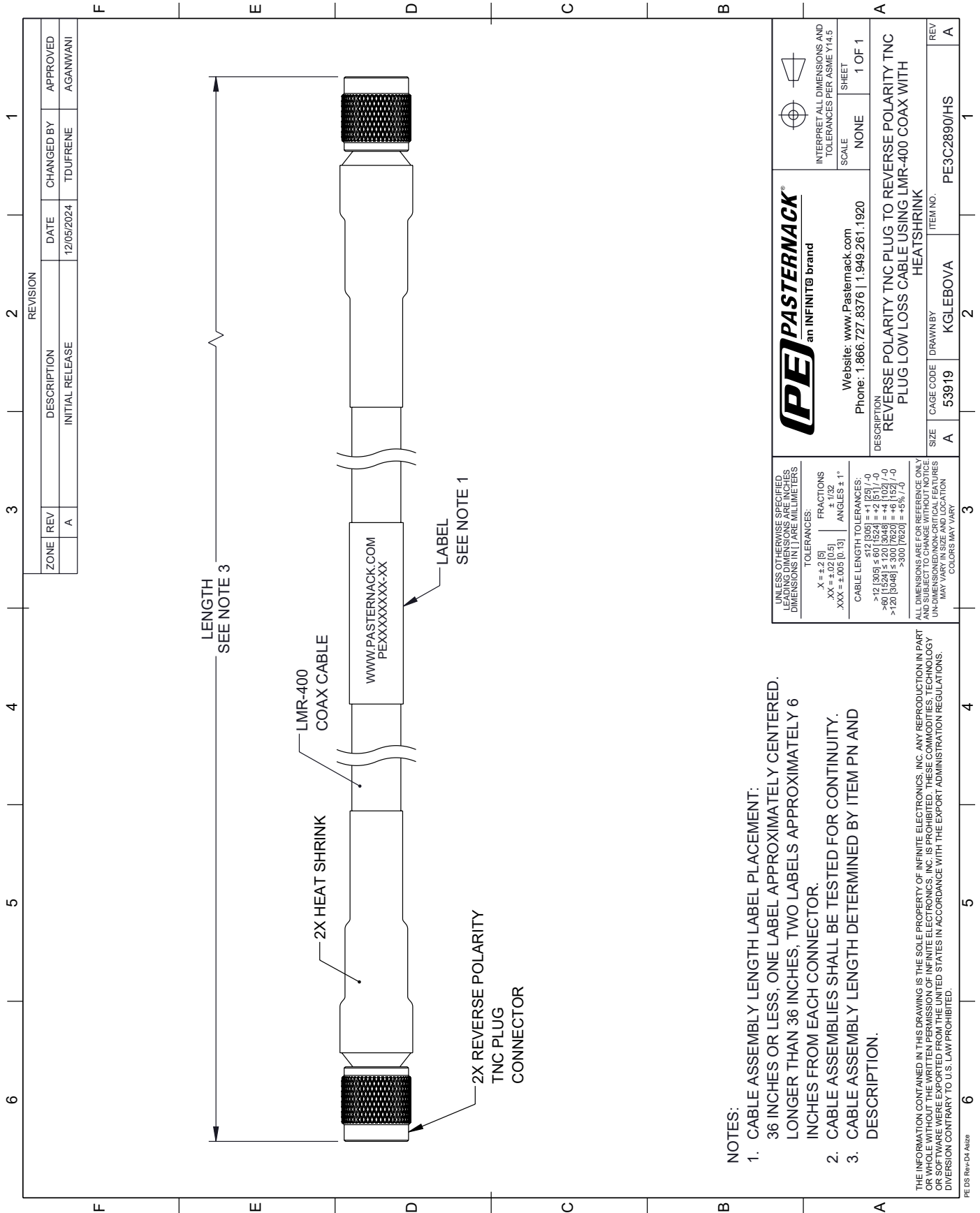
Click the following link (or enter part number in "SEARCH" on website) to obtain additional part information including price, inventory and certifications: [Reverse Polarity TNC Plug to Reverse Polarity TNC Plug Low Loss Cable Using LMR-400 Coax with HeatShrink PE3C2890/HS](#)

URL: <https://www.pasternack.com/reverse-polarity-tnc-plug-to-reverse-polarity-tnc-plug-low-loss-cable-using-lmr-400-with-heatshrink-pe3c2890-hs-p.aspx>

The information contained within this document is accurate to the best of our knowledge and representative of the part described herein. It may be necessary to make modifications to the part and/or the documentation of the part in order to impliment improvements. Pasternack Enterprises reserves the right to make such changes as required. Unless otherwise stated, all specifications are nominal. Pasternack Enterprises does not make any representation or warranty regarding the suitability of the part described herein for any particular purpose, and Pasternack Enterprises does not assume liability arising out of the use of any part or document.

PE3C2890/HS CAD Drawing

Reverse Polarity TNC Plug to Reverse Polarity TNC Plug Low Loss Cable Using LMR-400 Coax with HeatShrink



NOTES:

1. CABLE ASSEMBLY LENGTH LABEL PLACEMENT: 36 INCHES OR LESS, ONE LABEL APPROXIMATELY CENTERED. LONGER THAN 36 INCHES, TWO LABELS APPROXIMATELY 6 INCHES FROM EACH CONNECTOR.
2. CABLE ASSEMBLIES SHALL BE TESTED FOR CONTINUITY.
3. CABLE ASSEMBLY LENGTH DETERMINED BY ITEM PN AND DESCRIPTION.

THE INFORMATION CONTAINED IN THIS DRAWING IS THE SOLE PROPERTY OF INFINITE ELECTRONICS, INC. ANY REPRODUCTION IN PART OR WHOLE WITHOUT THE WRITTEN PERMISSION OF INFINITE ELECTRONICS, INC. IS PROHIBITED. THESE COMMODITIES, TECHNOLOGY OR SOFTWARE WERE EXPORTED FROM THE UNITED STATES IN ACCORDANCE WITH THE EXPORT ADMINISTRATION REGULATIONS. DIVERSION CONTRARY TO U.S. LAW PROHIBITED.

PE DS Rev-04 A182z

UNLESS OTHERWISE SPECIFIED LEADING DIMENSIONS ARE INCHES DIMENSIONS IN PAREMILLIMETERS		 PASTERNAK an INFINIT [®] brand		INTERPRET ALL DIMENSIONS AND TOLERANCES PER ASME Y14.5 SCALE NONE SHEET 1 OF 1	
TOLERANCES: .X = ±.2 [5] .XX = ±.02 [0.5] .XXX = ±.005 [0.13]		FRACTIONS ± 1/32 ANGLES ± 1°		Website: www.Pasternack.com Phone: 1.866.727.8376 1.949.261.1920	
CABLE LENGTH TOLERANCES: >12 [305] ≤ 60 [1524] = +1 [25] / -0 >60 [1524] ≤ 120 [3048] = +4 [102] / -0 >120 [3048] ≤ 300 [7620] = +5 [127] / -0 >300 [7620] = +5 [127] / -0		ALL DIMENSIONS ARE FOR REFERENCE ONLY DIMENSIONS ON CRITICAL FEATURES MAY VARY IN SIZE AND LOCATION COLORS MAY VARY		REVERSE POLARITY TNC PLUG TO REVERSE POLARITY TNC PLUG LOW LOSS CABLE USING LMR-400 COAX WITH HEATSHRINK	
ZONE	REV	DESCRIPTION	DATE	CHANGED BY	APPROVED
	A	INITIAL RELEASE	12/05/2024	TDUFRENE	AGANWANI
SIZE	CAGE CODE	DRAWN BY	ITEM NO.		
A	53919	KGLEBOVA	PE3C2890/HS		