



## Limited Detent SMP Male Bulkhead to SMP Female Right Angle Cable Using PE-SR405FLJ Coax

### RF Cable Assemblies Technical Data Sheet

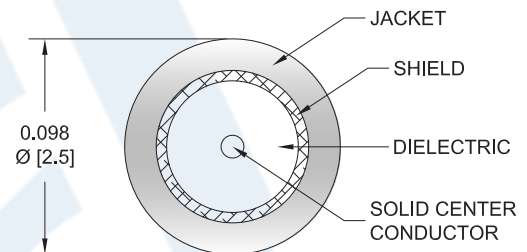
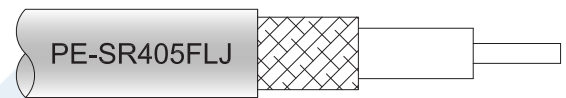
PE3C7572

#### Configuration

- Connector 1: Limited Detent SMP Male Bulkhead
- Connector 2: SMP Female Right Angle
- Cable Type: PE-SR405FLJ

#### Features

- Max Frequency 18 GHz
- Shielding Effectivity > 100 dB
- 69.5% Phase Velocity
- FEP Jacket



#### Applications

- General Purpose
- Laboratory Use

#### Description

Pasternack's PE3C7572 SMP male limited detent bulkhead to SMP female right angle cable using PE-SR405FLJ coax is part of our full line of RF components available for same-day shipping. Pasternack's formable RF cable assemblies provide an alternative to costly pre-formed semi-rigid assemblies since they are hand formable. This Pasternack SMP to SMP cable assembly has a male to female gender configuration with 50 ohm formable PE-SR405FLJ coax. The PE3C7572 SMP male to SMP female cable assembly operates to 18 GHz. The right angle SMP interface on the PE-SR405FLJ cable allows for easier connections in tight spaces. Our RF cable assembly with SMP bulkhead interface allows designers to create external connections on their product enclosures, and can be used in a variety of other rack mount and panel mount applications.

Custom versions of most RF cable assemblies can be built and shipped same day. Custom cable assembly lengths can be obtained by specifying the desired length on the web site at time of order or by contacting a sales representative. Other available RF cable assembly value added services include connector orientation or clocking, heat shrink booting and custom labeling. RF testing can also be performed to document the electrical performance of your cable assembly.

Click the following link (or enter part number in "SEARCH" on website) to obtain additional part information including price, inventory and certifications: [Limited Detent SMP Male Bulkhead to SMP Female Right Angle Cable Using PE-SR405FLJ Coax PE3C7572](#)



Limited Detent SMP Male Bulkhead to SMP Female  
Right Angle Cable Using PE-SR405FLJ Coax

RF Cable Assemblies Technical Data Sheet

PE3C7572

**Electrical Specifications**

Description	Minimum	Typical	Maximum	Units
Frequency Range	DC		18	GHz
VSWR			1.4:1	
Velocity of Propagation		69.5		%
RF Shielding	100			dB
Group Delay		1.43 [4.69]		ns/ft [ns/m]
Capacitance		29 [95.14]		pF/ft [pF/m]
DC Resistance Inner Conductor		65.7 [215.55]		$\Omega$ /1000ft [ $\Omega$ /Km]
DC Resistance Outer Conductor		10.2 [33.46]		$\Omega$ /1000ft [ $\Omega$ /Km]

**Specifications by Frequency**

Description	F1	F2	F3	F4	F5	Units
Frequency	1	2	4.5	9	18	GHz
Insertion Loss (Typ.)	0.53	0.59	0.76	1.05	1.42	dB/ft
	1.74	1.94	2.49	3.44	4.66	dB/m

**Electrical Specification Notes:**

Insertion Loss does not include the loss of the connectors. Insertion Loss is estimated as 0.1 dB for the straight connector and 0.2 dB for the right angle connector.

**Mechanical Specifications**

**Cable Assembly**

Diameter 0.25 in [6.35 mm]

**Cable**

Cable Type PE-SR405FLJ  
 Impedance 50 Ohms  
 Inner Conductor Type Solid  
 Inner Conductor Material and Plating Copper Clad Steel, Silver  
 Dielectric Type PTFE  
 Number of Shields 1  
 Outer Conductor Material and Plating Tinned Copper Composite Braid  
 Jacket Material FEP, Black  
 Jacket Diameter 0.105 in [2.67 mm]

One Time Minimum Bend Radius 0.5 in [12.7 mm]  
 Repeated Minimum Bend Radius 0.787 in [19.99 mm]

Click the following link (or enter part number in "SEARCH" on website) to obtain additional part information including price, inventory and certifications: [Limited Detent SMP Male Bulkhead to SMP Female Right Angle Cable Using PE-SR405FLJ Coax PE3C7572](#)



Limited Detent SMP Male Bulkhead to SMP Female Right Angle Cable Using PE-SR405FLJ Coax

RF Cable Assemblies Technical Data Sheet

PE3C7572

**Connectors**

Description	Connector 1	Connector 2
Type	SMP Male Bulkhead	SMP Female Right Angle
Specification	MIL-STD-348A	MIL-STD-348
Impedance	50 Ohms	50 Ohms
Connection Method	Limited Detent	
Mating Cycles	500	
Contact Material and Plating	Brass, Gold	Beryllium Copper, Gold
Contact Plating Specification		MIL-G-45204
Dielectric Type	PTFE	PTFE
Body Material and Plating	Brass, Gold	Beryllium Copper, Gold
Body Plating Specification		MIL-G-45204

**Environmental Specifications**

**Temperature**

Operating Range -55 to +125 deg C

**Compliance Certifications** (see [product page](#) for current document)

**Plotted and Other Data**

Notes:

Click the following link (or enter part number in "SEARCH" on website) to obtain additional part information including price, inventory and certifications: [Limited Detent SMP Male Bulkhead to SMP Female Right Angle Cable Using PE-SR405FLJ Coax PE3C7572](#)



Limited Detent SMP Male Bulkhead to SMP Female Right Angle Cable Using PE-SR405FLJ Coax

RF Cable Assemblies Technical Data Sheet

PE3C7572

**How to Order**

Part Number Configuration:

**PE3C7572**

- **xx**

**uu**

Unit of Measure:  
cm = Centimeters  
<blank> = Inches  
Length  
Base Number

Example: PE3C7572-12 = 12 inches long cable  
PE3C7572-100cm = 100 cm long cable

Limited Detent SMP Male Bulkhead to SMP Female Right Angle Cable Using PE-SR405FLJ Coax from Pasternack Enterprises has same day shipment for domestic and International orders. Our RF, microwave and millimeter wave products maintain a 99.4% availability and are part of the broadest selection in the industry.

Click the following link (or enter part number in "SEARCH" on website) to obtain additional part information including price, inventory and certifications: [Limited Detent SMP Male Bulkhead to SMP Female Right Angle Cable Using PE-SR405FLJ Coax PE3C7572](#)

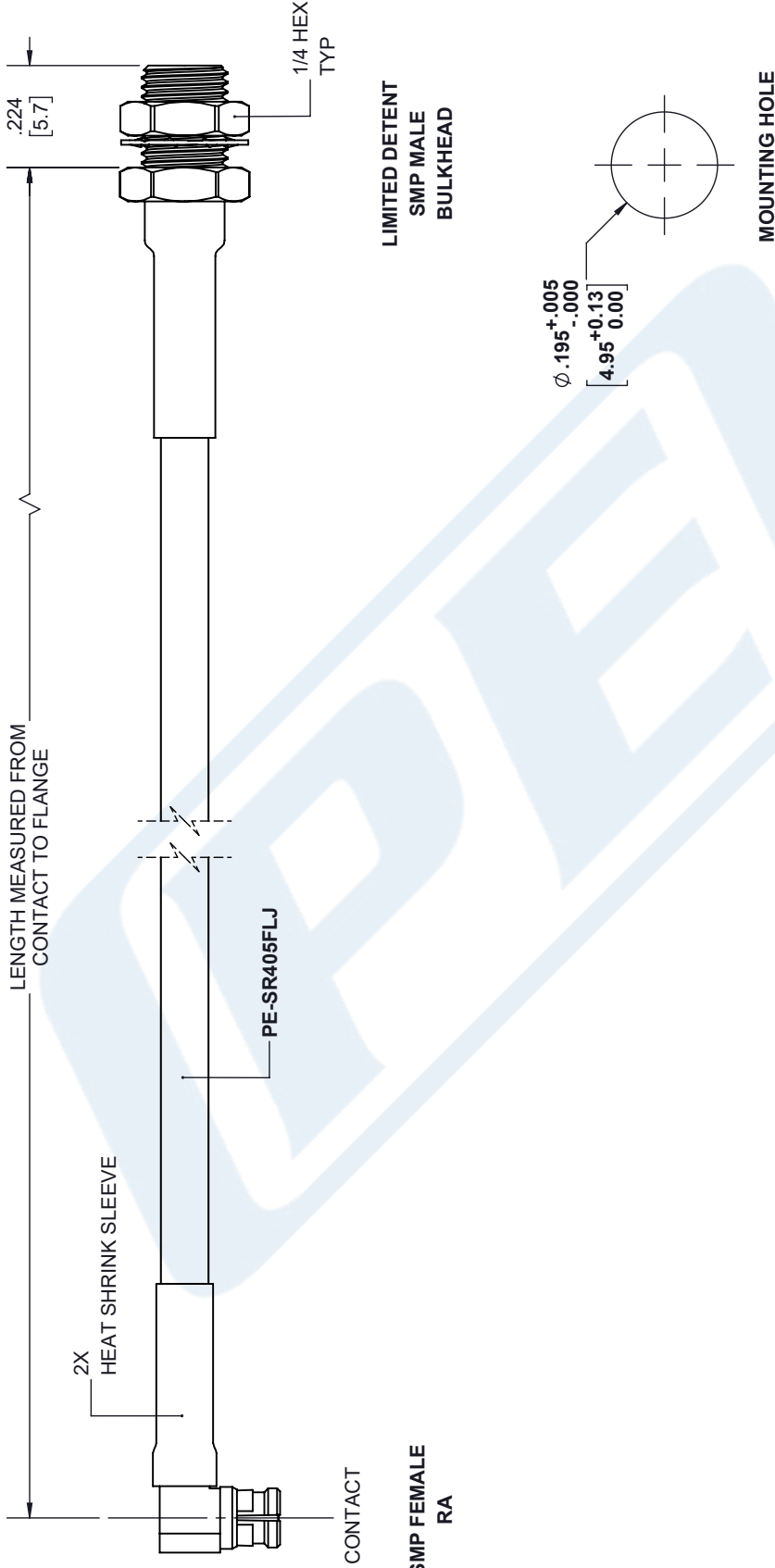
URL: <https://www.pasternack.com/smp-male-smp-female-pe-sr405flj-cable-assembly-pe3c7572-p.aspx>

The information contained in this document is accurate to the best of our knowledge and representative of the part described herein. It may be necessary to make modifications to the part and/or the documentation of the part, in order to implement improvements. Pasternack reserves the right to make such changes as required. Unless otherwise stated, all specifications are nominal. Pasternack does not make any representation or warranty regarding the suitability of the part described herein for any particular purpose, and Pasternack does not assume any liability arising out of the use of any part or documentation.

# PE3C7572 CAD Drawing

## Limited Detent SMP Male Bulkhead to SMP Female Right Angle Cable Using PE-SR405FLJ Coax

REVISIONS			
REV.	DESCRIPTION	DATE	APPROVED
A	INITIAL RELEASE	10/16/2020	S. ELLIS



<p>UNLESS OTHERWISE SPECIFIED LEADING DIMENSIONS ARE INCHES DIMENSIONS IN [ ] ARE MILLIMETERS</p> <p>TOLERANCES:</p> <table border="0"> <tr> <td>.X = ±.2</td> <td>[.008]</td> <td>FRACTIONS</td> <td>±.1/32</td> </tr> <tr> <td>.XX = ±.02</td> <td>[.51]</td> <td>ANGLES ± 1°</td> <td></td> </tr> <tr> <td>.XXX = ±.005</td> <td>[.13]</td> <td>CABLE LENGTH (L), TOLERANCES:</td> <td></td> </tr> <tr> <td colspan="4">L ≤ 12 [305] = +1 [25] / -0</td> </tr> <tr> <td colspan="4">12 [305] &lt; L ≤ 60 [1524] = +2 [51] / -0</td> </tr> <tr> <td colspan="4">60 [1524] &lt; L ≤ 120 [3048] = +4 [102] / -0</td> </tr> <tr> <td colspan="4">120 [3048] &lt; L ≤ 300 [7620] = +6 [152] / -0</td> </tr> <tr> <td colspan="4">300 [7620] &lt; L = +5% / -0</td> </tr> </table> <p>ALL DIMENSIONS SHOWN ARE FOR REFERENCE ONLY.</p>	.X = ±.2	[.008]	FRACTIONS	±.1/32	.XX = ±.02	[.51]	ANGLES ± 1°		.XXX = ±.005	[.13]	CABLE LENGTH (L), TOLERANCES:		L ≤ 12 [305] = +1 [25] / -0				12 [305] < L ≤ 60 [1524] = +2 [51] / -0				60 [1524] < L ≤ 120 [3048] = +4 [102] / -0				120 [3048] < L ≤ 300 [7620] = +6 [152] / -0				300 [7620] < L = +5% / -0				<p>THIRD-ANGLE PROJECTION</p> <p>THE INFORMATION AND DESIGN IN THIS DOCUMENT IS THE PROPERTY OF PASTERNAK CORPORATION ALL RIGHTS RESERVED.</p> <p>SHEET 1 OF 1</p>
	.X = ±.2	[.008]	FRACTIONS	±.1/32																													
.XX = ±.02	[.51]	ANGLES ± 1°																															
.XXX = ±.005	[.13]	CABLE LENGTH (L), TOLERANCES:																															
L ≤ 12 [305] = +1 [25] / -0																																	
12 [305] < L ≤ 60 [1524] = +2 [51] / -0																																	
60 [1524] < L ≤ 120 [3048] = +4 [102] / -0																																	
120 [3048] < L ≤ 300 [7620] = +6 [152] / -0																																	
300 [7620] < L = +5% / -0																																	
<p><b>PE PASTERNAK</b> an INFINITE brand</p> <p>Pasternack Enterprises, Inc. P. O. Box 16759, Irvine, CA 92623. Phone: 1.949.261.1920   1.866.727.8376 Fax: 1.949.261.7451 Website: www.pasternack.com E-mail: sales@pasternack.com</p>	<p>SCALE N/A</p> <p>REV A</p>																																
<p>SIZE A</p> <p>CAGE CODE 53919</p> <p>DRAWN BY K.DANG</p> <p>ITEM NO. PE3C7572</p>																																	

THESE COMMODITIES, TECHNOLOGY OR SOFTWARE WERE EXPORTED FROM THE UNITED STATES IN ACCORDANCE WITH THE EXPORT ADMINISTRATION REGULATIONS. DIVERSION CONTRARY TO U.S. LAW PROHIBITED.