

SMA Male Right Angle to SMA Male Right Angle Low PIM Cable Using TFT-402 Coax Using Times Microwave Components

RF Cable Assemblies Technical Data Sheet

PE3C7978

Configuration

- Connector 1: SMA Male Right Angle
- Connector 2: SMA Male Right Angle
- Cable Type: TFT-402

Features

- Max Frequency 5.8 GHz
- Low PIM: -160 dBc Max
- Shielding Effectivity > -80 dB
- 76% Phase Velocity
- Double Shielded
- FEP Jacket

Applications

- General Purpose
- Laboratory Use
- Low PIM Applications
- Indoor and Outdoor Use
- Plenum Rated Applications

Description


Pasternack's PE3C7978 SMA male right angle to SMA male right angle cable using TFT-402 coax is part of our full line of RF components available for same-day shipping. Pasternack's flexible RF cable assemblies are ideal for applications where tight bends and flexure are required. This Pasternack SMA to SMA cable assembly has a male to male gender configuration with 50 ohm flexible TFT-402 coax. The PE3C7978 SMA male to SMA male cable assembly operates to 5.8 GHz. Our low PIM design also offers excellent passive intermodulation performance with PIM levels better than -160 dBc. The right angle SMA interfaces on the TFT-402 cable allow for easier connections in tight spaces. The double shielding of this Pasternack cable assembly provides excellent shielding effectiveness of better than -80 dB.

Custom versions of most RF cable assemblies can be built and shipped same day. Custom cable assembly lengths can be obtained by specifying the desired length on the web site at time of order or by contacting a sales representative. Other available RF cable assembly value added services include connector orientation or clocking, heat shrink booting and custom labeling. RF testing can also be performed to document the electrical performance of your cable assembly.

Electrical Specifications

Description	Minimum	Typical	Maximum	Units
Frequency Range	DC		5.8	GHz
VSWR			1.4:1	
Velocity of Propagation		76		%
RF Shielding	-80			dB
Passive Intermodulation			-160	dBc

Click the following link (or enter part number in "SEARCH" on website) to obtain additional part information including price, inventory and certifications: [SMA Male Right Angle to SMA Male Right Angle Low PIM Cable Using TFT-402 Coax Using Times Microwave Components PE3C7978](#)



SMA Male Right Angle to SMA Male Right Angle Low PIM Cable Using TFT-402 Coax Using Times Microwave Components

RF Cable Assemblies Technical Data Sheet

PE3C7978

Capacitance	26.7 [87.6]	pF/ft [pF/m]
DC Resistance Inner Conductor	8.5 [27.89]	Ω /1000ft [Ω /Km]
DC Resistance Outer Conductor	5.6 [18.37]	Ω /1000ft [Ω /Km]

Specifications by Frequency

Description	F1	F2	F3	F4	F5	Units
Frequency	0.25	0.5	1	2.5	5.8	GHz
Insertion Loss (Typ.)	0.05	0.07	0.1	0.17	0.26	dB/ft
	0.16	0.23	0.33	0.56	0.85	

Electrical Specification Notes:

Insertion Loss does not include the loss of the connectors. Insertion Loss is estimated as 0.15 dB per connector.


Mechanical Specifications

Cable Assembly

Cable

Cable Type	TFT-402
Impedance	50 Ohms
Inner Conductor Type	Solid
Inner Conductor Material and Plating	Copper, Silver
Dielectric Type	PTFE
Number of Shields	2
Shield Layer 1	Silver Plated Copper Braid
Shield Layer 2	Tinned Copper Braid
Jacket Material	FEP, Blue
Jacket Diameter	0.16 in [4.06 mm]
One Time Minimum Bend Radius	0.75 in [19.05 mm]

Click the following link (or enter part number in "SEARCH" on website) to obtain additional part information including price, inventory and certifications: [SMA Male Right Angle to SMA Male Right Angle Low PIM Cable Using TFT-402 Coax Using Times Microwave Components PE3C7978](#)



SMA Male Right Angle to SMA Male Right Angle Low PIM Cable
Using TFT-402 Coax Using Times Microwave Components

RF Cable Assemblies Technical Data Sheet

PE3C7978

Connectors

Description	Connector 1	Connector 2
Type	SMA Male Right Angle	SMA Male Right Angle
Impedance	50 Ohms	50 Ohms
Contact Material and Plating	Brass, Silver	Brass, Silver
Contact Plating Specification	5 μ m	5 μ m
Dielectric Type	PTFE	PTFE
Body Material and Plating	Brass, Copper Clad Aluminum	Brass, Copper Clad Aluminum
Body Plating Specification	3 μ m	3 μ m
Coupling Nut Material and Plating	Brass, Copper Clad Aluminum	Brass, Copper Clad Aluminum
Coupling Nut Plating Specification	3 μ m	3 μ m

Environmental Specifications

Temperature


Operating Range -55 to +150 deg C

Compliance Certifications (see [product page](#) for current document)

Plotted and Other Data

Notes:

Click the following link (or enter part number in "SEARCH" on website) to obtain additional part information including price, inventory and certifications: [SMA Male Right Angle to SMA Male Right Angle Low PIM Cable Using TFT-402 Coax Using Times Microwave Components PE3C7978](#)



SMA Male Right Angle to SMA Male Right Angle Low PIM Cable Using TFT-402 Coax Using Times Microwave Components

RF Cable Assemblies Technical Data Sheet

PE3C7978

How to Order

Part Number Configuration:

PE3C7978

- **xx**

uu

Unit of Measure:
cm = Centimeters
<blank> = Inches
Length
Base Number

Example: PE3C7978-12 = 12 inches long cable
PE3C7978-100cm = 100 cm long cable

SMA Male Right Angle to SMA Male Right Angle Low PIM Cable Using TFT-402 Coax Using Times Microwave Components from Pasternack Enterprises has same day shipment for domestic and International orders. Our RF, microwave and millimeter wave products maintain a 99.4% availability and are part of the broadest selection in the industry.

Click the following link (or enter part number in "SEARCH" on website) to obtain additional part information including price, inventory and certifications: [SMA Male Right Angle to SMA Male Right Angle Low PIM Cable Using TFT-402 Coax Using Times Microwave Components PE3C7978](#)

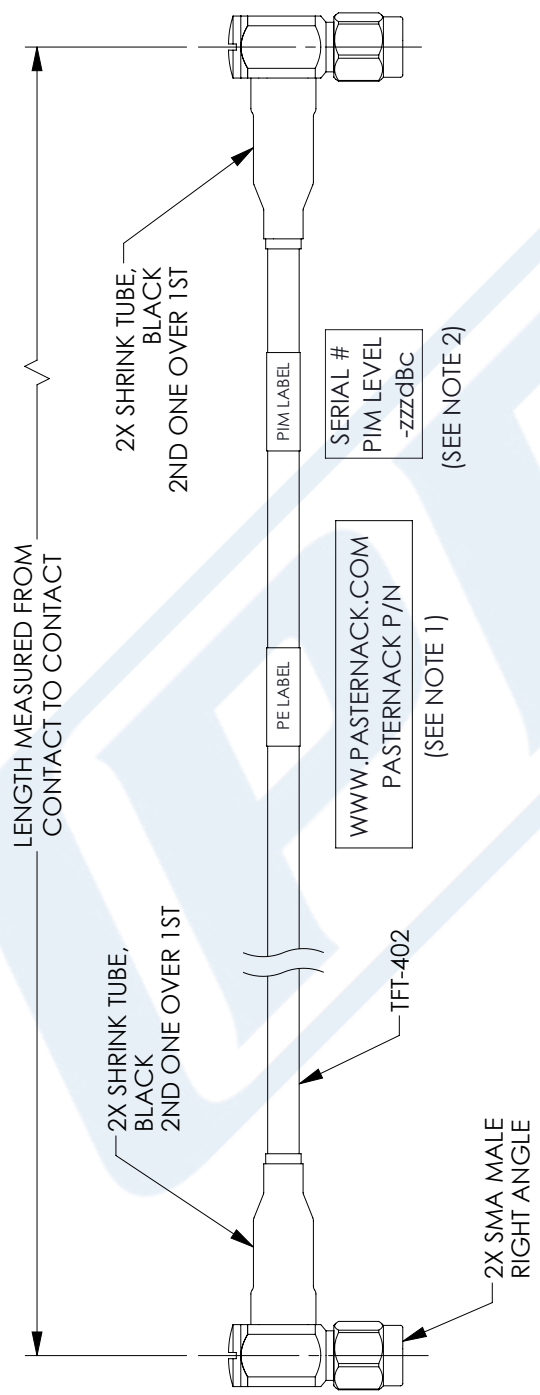
URL: <https://www.pasternack.com/sma-male-sma-male-tft-402-cable-assembly-pe3c7978-p.aspx>

The information contained in this document is accurate to the best of our knowledge and representative of the part described herein. It may be necessary to make modifications to the part and/or the documentation of the part, in order to implement improvements. Pasternack reserves the right to make such changes as required. Unless otherwise stated, all specifications are nominal. Pasternack does not make any representation or warranty regarding the suitability of the part described herein for any particular purpose, and Pasternack does not assume any liability arising out of the use of any part or documentation.

PE3C7978 CAD Drawing

SMA Male Right Angle to SMA Male Right Angle Low PIM Cable
Using TFT-402 Coax Using Times Microwave Components

REVISIONS			
REV.	DESCRIPTION	DATE	APPROVED
B	PCR PE3C7959 20220517 AND PE3C7948 20210610	5/17/22	SRAUTJUS



NOTES:

1. CABLES 84" AND UNDER HAVE 1 LABEL CENTERED. CABLES OVER 84" HAVE 2 LABELS, ONE AT EACH END 12" FROM THE FRONT OF THE CONNECTOR.
2. PIM LABEL 6" FROM CABLE END 1 PLACE.

THESE COMMODITIES, TECHNOLOGY OR SOFTWARE WERE EXPORTED FROM THE UNITED STATES IN ACCORDANCE WITH THE EXPORT ADMINISTRATION REGULATIONS. DIVERSION CONTRARY TO U.S. LAW PROHIBITED.

<p>UNLESS OTHERWISE SPECIFIED LEADING DIMENSIONS ARE INCHES DIMENSIONS IN [] ARE MILLIMETERS</p> <p>TOLERANCES:</p> <table border="0"> <tr> <td>.X = ±.2</td> <td>[.08]</td> <td>FRACTIONS</td> </tr> <tr> <td>.XX = ±.02</td> <td>[.51]</td> <td>± 1/32</td> </tr> <tr> <td>.XXX = ±.005</td> <td>[.13]</td> <td>ANGLES ± 1°</td> </tr> </table> <p>CABLE LENGTH (L) TOLERANCES:</p> <table border="0"> <tr> <td>L ≤ 12 [305]</td> <td>= +1 [25] / -0</td> </tr> <tr> <td>12 [305] < L ≤ 60 [1524]</td> <td>= +2 [51] / -0</td> </tr> <tr> <td>60 [1524] < L ≤ 120 [3048]</td> <td>= +4 [102] / -0</td> </tr> <tr> <td>120 [3048] < L ≤ 300 [7620]</td> <td>= +6 [152] / -0</td> </tr> <tr> <td>300 [7620] < L = +5%L / -0</td> <td></td> </tr> </table> <p>ALL DIMENSIONS SHOWN ARE FOR REFERENCE ONLY.</p>	.X = ±.2	[.08]	FRACTIONS	.XX = ±.02	[.51]	± 1/32	.XXX = ±.005	[.13]	ANGLES ± 1°	L ≤ 12 [305]	= +1 [25] / -0	12 [305] < L ≤ 60 [1524]	= +2 [51] / -0	60 [1524] < L ≤ 120 [3048]	= +4 [102] / -0	120 [3048] < L ≤ 300 [7620]	= +6 [152] / -0	300 [7620] < L = +5%L / -0		<p>PE PASTERNAK an INFINITE brand</p> <p>Pasternack Enterprises, Inc. P. O. Box 16759, Irvine, CA 92623. Phone: 1.949.261.1920 1.866.727.8376 Fax: 1.949.261.7451 Website: www.pasternack.com E-mail: sales@pasternack.com</p>	<p>THIRD-ANGLE PROJECTION</p> <p>THE INFORMATION AND DESIGN IN THIS DOCUMENT IS THE PROPERTY OF PASTERNAK CORPORATION ALL RIGHTS RESERVED.</p> <p>SHEET 1 OF 1</p> <p>SCALE N/A</p>
	.X = ±.2	[.08]	FRACTIONS																		
.XX = ±.02	[.51]	± 1/32																			
.XXX = ±.005	[.13]	ANGLES ± 1°																			
L ≤ 12 [305]	= +1 [25] / -0																				
12 [305] < L ≤ 60 [1524]	= +2 [51] / -0																				
60 [1524] < L ≤ 120 [3048]	= +4 [102] / -0																				
120 [3048] < L ≤ 300 [7620]	= +6 [152] / -0																				
300 [7620] < L = +5%L / -0																					
<p>SIZE A</p> <p>CAGE CODE 53919</p> <p>DRAWN BY DFRISIELLO</p> <p>ITEM NO. PE3C7978</p>	<p>REV B</p>																				