



TNC Male Right Angle to TNC Male Cable Using RG316 Coax

RF Cable Assemblies Technical Data Sheet

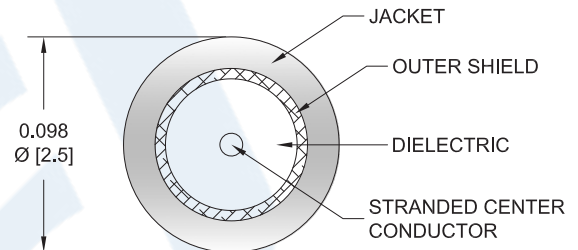
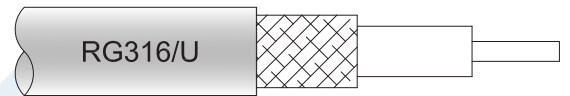
PE3W10541

Configuration

- Connector 1: TNC Male Right Angle
- Connector 2: TNC Male
- Cable Type: RG316

Features

- Max Frequency 3 GHz
- 69% Phase Velocity
- FEP Jacket



Applications

- General Purpose
- Laboratory Use

Description

Pasternack's PE3W10541 TNC male right angle to TNC male cable using RG316 coax is part of our full line of RF components available for same-day shipping. Pasternack's flexible RF cable assemblies are ideal for applications where tight bends and flexure are required. This Pasternack TNC to TNC cable assembly has a male to male gender configuration with 50 ohm flexible RG316 coax. The PE3W10541 TNC male to TNC male cable assembly operates to 3 GHz. The right angle TNC interface on the RG316 cable allows for easier connections in tight spaces.

Custom versions of most RF cable assemblies can be built and shipped same day. Custom cable assembly lengths can be obtained by specifying the desired length on the web site at time of order or by contacting a sales representative. Other available RF cable assembly value added services include connector orientation or clocking, heat shrink booting and custom labeling. RF testing can also be performed to document the electrical performance of your cable assembly.

Click the following link (or enter part number in "SEARCH" on website) to obtain additional part information including price, inventory and certifications: [TNC Male Right Angle to TNC Male Cable Using RG316 Coax PE3W10541](#)



TNC Male Right Angle to TNC Male Cable Using RG316 Coax

RF Cable Assemblies Technical Data Sheet

PE3W10541

Electrical Specifications

Description	Minimum	Typical	Maximum	Units
Frequency Range	DC		3	GHz
Velocity of Propagation		69		%
Jacket Spark			2,000	Vrms

Specifications by Frequency

Description	F1	F2	F3	F4	F5	Units
Frequency	0.1	0.25	0.5	1	3	GHz
Insertion Loss (Typ.)	0.082	0.128	0.194	0.29	0.535	dB
	0.27	0.42	0.64	0.95	1.76	

Electrical Specification Notes:

Insertion Loss does not include the loss of the connectors. Insertion Loss is estimated as $0.1 \cdot \sqrt{FGHz}$ dB per connector.

Mechanical Specifications

Cable Assembly

Length*	0 in [0 mm]
Weight	0.102 lbs [46.27 g]

Cable

Cable Type	RG316
Impedance	50 Ohms
Inner Conductor Type	Stranded
Inner Conductor Material and Plating	Copper Clad Steel, Silver
Dielectric Type	PTFE
Number of Shields	1
Shield Layer 1	Silver Plated Copper Braid
Jacket Material	FEP, Tan
Jacket Diameter	0.102 in [2.59 mm]

Click the following link (or enter part number in "SEARCH" on website) to obtain additional part information including price, inventory and certifications: [TNC Male Right Angle to TNC Male Cable Using RG316 Coax PE3W10541](#)



TNC Male Right Angle to TNC Male Cable Using RG316 Coax

RF Cable Assemblies Technical Data Sheet

PE3W10541

Connectors

Description	Connector 1	Connector 2
Type	TNC Male Right Angle	TNC Male
Impedance	50 Ohms	50 Ohms
Contact Material and Plating	Brass, Gold	Beryllium Copper, Gold
Contact Plating Specification		15 µin
Dielectric Type	POM	Teflon
Body Material and Plating	Brass, Nickel	Brass, Nickel
Body Plating Specification		100 µin
Coupling Nut Material and Plating		Brass, Nickel
Coupling Nut Plating Specification		100 µin

Environmental Specifications

Temperature

Operating Range

-40 to +85 deg C

Compliance Certifications (see [product page](#) for current document)

Plotted and Other Data

Notes:

Click the following link (or enter part number in "SEARCH" on website) to obtain additional part information including price, inventory and certifications: [TNC Male Right Angle to TNC Male Cable Using RG316 Coax PE3W10541](#)



TNC Male Right Angle to TNC Male Cable Using RG316 Coax

RF Cable Assemblies Technical Data Sheet

PE3W10541

How to Order

Part Number Configuration:

PE3W10541

- **xx**

uu

Unit of Measure:
cm = Centimeters
<blank> = Inches
Length
Base Number

Example: PE3W10541-12 = 12 inches long cable
PE3W10541-100cm = 100 cm long cable

TNC Male Right Angle to TNC Male Cable Using RG316 Coax from Pasternack Enterprises has same day shipment for domestic and International orders. Our RF, microwave and millimeter wave products maintain a 99.4% availability and are part of the broadest selection in the industry.

Click the following link (or enter part number in "SEARCH" on website) to obtain additional part information including price, inventory and certifications: [TNC Male Right Angle to TNC Male Cable Using RG316 Coax PE3W10541](https://www.pasternack.com/tAc-male-right-aAgle-to-tAc-male-cable-usiAg-rg316-pe3w10541-p.aspx)

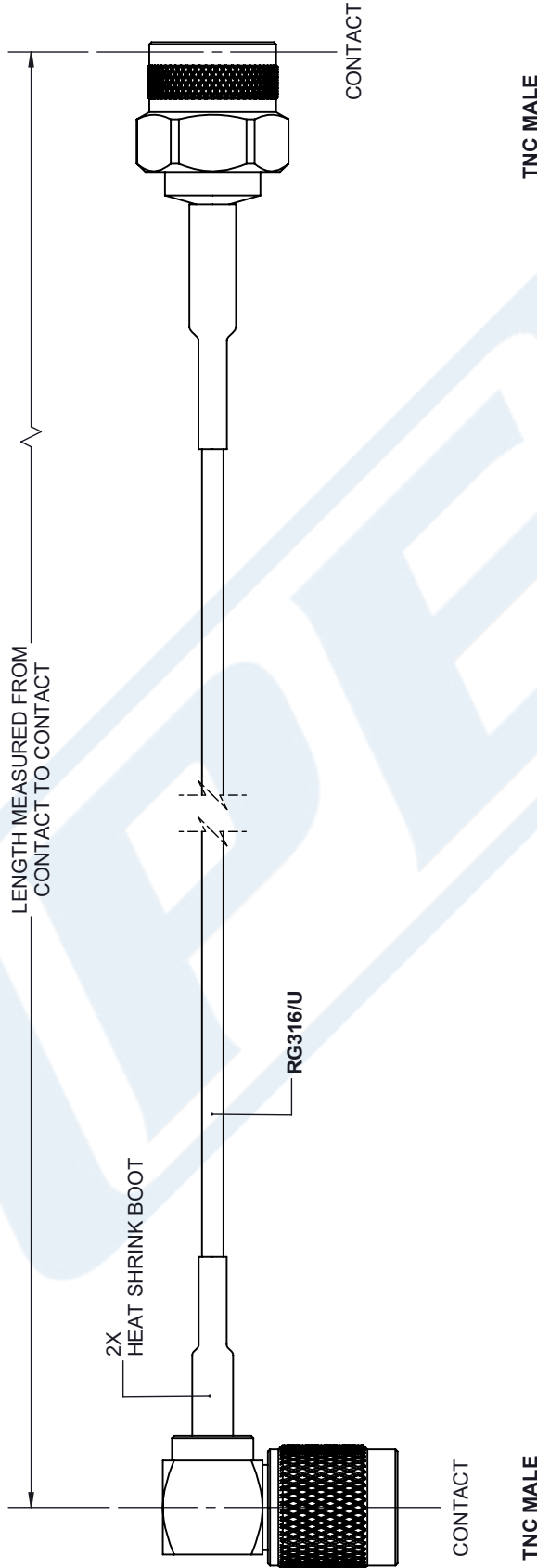
URL: <https://www.pasternack.com/tAc-male-right-aAgle-to-tAc-male-cable-usiAg-rg316-pe3w10541-p.aspx>

The information contained in this document is accurate to the best of our knowledge and representative of the part described herein. It may be necessary to make modifications to the part and/or the documentation of the part, in order to implement improvements. Pasternack reserves the right to make such changes as required. Unless otherwise stated, all specifications are nominal. Pasternack does not make any representation or warranty regarding the suitability of the part described herein for any particular purpose, and Pasternack does not assume any liability arising out of the use of any part or documentation.

PE3W10541 CAD Drawing

TNC Male Right Angle to TNC Male Cable Using RG316 Coax

REVISIONS		
REV.	DESCRIPTION	DATE
A	INITIAL RELEASE	11/9/2021
		APPROVED A. GANWANI



<p>UNLESS OTHERWISE SPECIFIED LEADING DIMENSIONS ARE INCHES DIMENSIONS IN [] ARE MILLIMETERS</p> <p>TOLERANCES:</p> <p>.X = ±.2 [.008] FRACTIONS ± 1/32 .XX = ±.02 [.51] ANGLES ± 1° .XXX = ±.005 [.13]</p> <p>CABLE LENGTH (L) TOLERANCES:</p> <p>L ≤ 12 [305] = +1 [25] / -0 12 [305] < L ≤ 60 [1524] = +2 [51] / -0 60 [1524] < L ≤ 120 [3048] = +4 [102] / -0 120 [3048] < L ≤ 300 [7620] = +6 [152] / -0 300 [7620] < L = +5% / -0</p> <p>ALL DIMENSIONS SHOWN ARE FOR REFERENCE ONLY.</p>	<p>PASTERNAK an INFINITE brand</p> <p>Pasternack Enterprises, Inc. P. O. Box 16759, Irvine, CA 92623. Phone: 1.949.261.1920 1.866.727.8376 Fax: 1.949.261.7451 Website: www.pasternack.com E-mail: sales@pasternack.com</p>	<p>THIRD-ANGLE PROJECTION</p> <p>THE INFORMATION AND DESIGN IN THIS DOCUMENT IS THE PROPERTY OF PASTERNAK CORPORATION ALL RIGHTS RESERVED.</p> <p>SHEET 1 OF 1</p> <p>SCALE N/A</p>
A	DRAWN BY K.DANG	REV A
53919	ITEM NO. PE3W10541	

THESE COMMODITIES, TECHNOLOGY OR SOFTWARE WERE EXPORTED FROM THE UNITED STATES IN ACCORDANCE WITH THE EXPORT ADMINISTRATION REGULATIONS. DIVERSION CONTRARY TO U.S. LAW PROHIBITED.