



## N Female to N Female Low Loss Cable Using LMR-400-DB Coax

### RF Cable Assemblies Technical Data Sheet

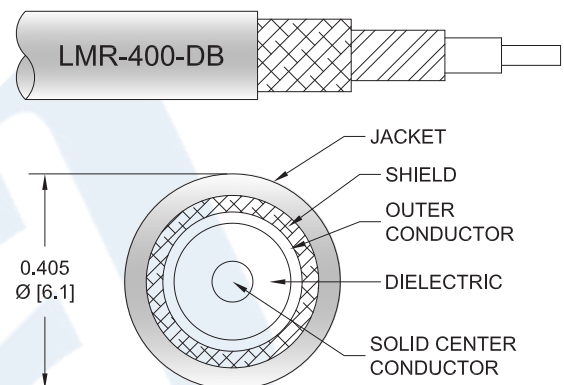
**PE3W13912**

#### Configuration

- Connector 1: N Female
- Connector 2: N Female
- Cable Type: LMR-400-DB

#### Features

- Shielding Effectivity > 90 dB
- 85% Phase Velocity
- Double Shielded
- PE Jacket



#### Applications

- General Purpose
- Laboratory Use

#### Description

Pasternack's PE3W13912 type N female to type N female cable using LMR-400-DB coax is part of our full line of RF components available for same-day shipping. Pasternack's flexible RF cable assemblies are ideal for applications where tight bends and flexure are required. This Pasternack type N to type N cable assembly has a female to female gender configuration with 50 ohm flexible LMR-400-DB coax. The double shielding of this Pasternack cable assembly provides excellent shielding effectiveness of better than 90 dB.

Custom versions of most RF cable assemblies can be built and shipped same day. Custom cable assembly lengths can be obtained by specifying the desired length on the web site at time of order or by contacting a sales representative. Other available RF cable assembly value added services include connector orientation or clocking, heat shrink booting and custom labeling. RF testing can also be performed to document the electrical performance of your cable assembly.

#### Electrical Specifications

Description	Minimum	Typical	Maximum	Units
Velocity of Propagation		85		%
RF Shielding	90			dB
Group Delay		1.2 [3.94]		ns/ft [ns/m]
Capacitance		23.9 [78.41]		pF/ft [pF/m]
Inductance		0.06 [0.2]		uH/ft [uH/m]
DC Resistance Inner Conductor		1.39 [4.56]		Ω/1000ft [Ω/Km]
DC Resistance Outer Conductor		1.65 [5.41]		Ω/1000ft [Ω/Km]
Jacket Spark			8,000	Vrms

Click the following link (or enter part number in "SEARCH" on website) to obtain additional part information including price, inventory and certifications: [N Female to N Female Low Loss Cable Using LMR-400-DB Coax PE3W13912](#)



## N Female to N Female Low Loss Cable Using LMR-400-DB Coax

### RF Cable Assemblies Technical Data Sheet

**PE3W13912**

#### Mechanical Specifications

##### Cable Assembly

Weight 0.296 lbs [134.26 g]

##### Cable

Cable Type LMR-400-DB  
 Impedance 50 Ohms  
 Inner Conductor Type Solid  
 Inner Conductor Material and Plating Copper Clad Aluminum  
 Dielectric Type PE (F)  
 Number of Shields 2  
 Shield Layer 1 Aluminum Tape  
 Shield Layer 2 Tinned Copper Braid  
 Jacket Material PE, Black  
 Jacket Diameter 0.405 in [10.29 mm]

One Time Minimum Bend Radius 1 in [25.4 mm]  
 Repeated Minimum Bend Radius 4 in [101.6 mm]  
 Bending Moment 0.5 lbs-ft [0.68 N-m]  
 Flat Plate Crush 40 lbs/in [0.71 Kg/mm]  
 Tensile Strength 160 lbs [72.57 Kg]

##### Connectors

Description	Connector 1	Connector 2
Type	N Female	N Female
Impedance	50 Ohms	50 Ohms
Contact Material and Plating	Brass, Gold	Brass, Gold
Dielectric Type	PTFE	PTFE
Body Material and Plating	Brass, Nickel	Brass, Nickel

**Compliance Certifications** (see [product page](#) for current document)

#### Plotted and Other Data

Notes:

Click the following link (or enter part number in "SEARCH" on website) to obtain additional part information including price, inventory and certifications: [N Female to N Female Low Loss Cable Using LMR-400-DB Coax PE3W13912](#)



## N Female to N Female Low Loss Cable Using LMR-400-DB Coax

### RF Cable Assemblies Technical Data Sheet

**PE3W13912**

#### How to Order

Part Number Configuration:

**PE3W13912**

- **xx**

**uu**

Unit of Measure:

cm = Centimeters

<blank> = Inches

Length

Base Number

Example: PE3W13912-12 = 12 inches long cable  
PE3W13912-100cm = 100 cm long cable

N Female to N Female Low Loss Cable Using LMR-400-DB Coax from Pasternack Enterprises has same day shipment for domestic and International orders. Our RF, microwave and millimeter wave products maintain a 99.4% availability and are part of the broadest selection in the industry.

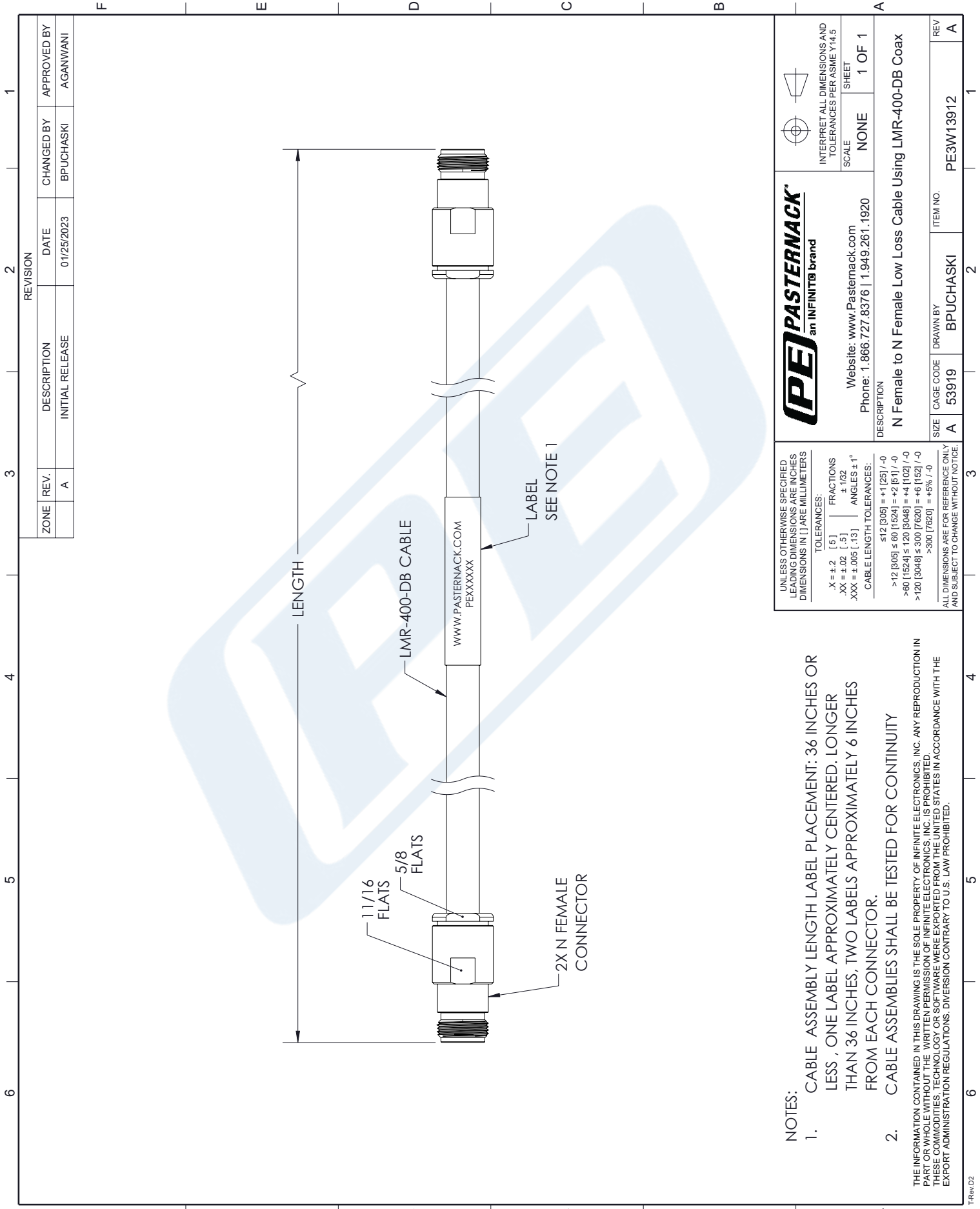
Click the following link (or enter part number in "SEARCH" on website) to obtain additional part information including price, inventory and certifications: [N Female to N Female Low Loss Cable Using LMR-400-DB Coax PE3W13912](#)

URL: <https://www.pasternack.com/n-female-to-n-female-low-loss-cable-using-lmr-400-db-pe3w13912-p.aspx>

The information contained in this document is accurate to the best of our knowledge and representative of the part described herein. It may be necessary to make modifications to the part and/or the documentation of the part, in order to implement improvements. Pasternack reserves the right to make such changes as required. Unless otherwise stated, all specifications are nominal. Pasternack does not make any representation or warranty regarding the suitability of the part described herein for any particular purpose, and Pasternack does not assume any liability arising out of the use of any part or documentation.

# PE3W13912 CAD Drawing


## N Female to N Female Low Loss Cable Using LMR-400-DB Coax



- NOTES:**
- CABLE ASSEMBLY LABEL PLACEMENT: 36 INCHES OR LESS, ONE LABEL APPROXIMATELY CENTERED. LONGER THAN 36 INCHES, TWO LABELS APPROXIMATELY 6 INCHES FROM EACH CONNECTOR.
  - CABLE ASSEMBLIES SHALL BE TESTED FOR CONTINUITY

THE INFORMATION CONTAINED IN THIS DRAWING IS THE SOLE PROPERTY OF INFINITE ELECTRONICS, INC. ANY REPRODUCTION IN PART OR WHOLE WITHOUT THE WRITTEN PERMISSION OF INFINITE ELECTRONICS, INC. IS PROHIBITED. THESE COMMODITIES, TECHNOLOGY OR SOFTWARE WERE EXPORTED FROM THE UNITED STATES IN ACCORDANCE WITH THE EXPORT ADMINISTRATION REGULATIONS. DIVERSION CONTRARY TO U.S. LAW PROHIBITED.

UNLESS OTHERWISE SPECIFIED LEADING DIMENSIONS ARE INCHES DIMENSIONS IN [ ] ARE MILLIMETERS	
TOLERANCES:	
.X = ±.2 [ .5 ]	FRACTIONS ± 1/32
.XX = ±.02 [ .5 ]	ANGLES ± 1°
.XXX = ±.005 [ .13 ]	
CABLE LENGTH TOLERANCES:	
≤ 12 [ 305 ]	± .1 [ 25 ] / -0
> 12 [ 305 ] ≤ 60 [ 1524 ]	± .2 [ 5 ] / -0
> 60 [ 1524 ] ≤ 120 [ 3048 ]	± .4 [ 10 ] / -0
> 120 [ 3048 ] ≤ 300 [ 7620 ]	± .6 [ 15 ] / -0
> 300 [ 7620 ]	± .8 [ 20 ] / -0
ALL DIMENSIONS ARE FOR REFERENCE ONLY AND SUBJECT TO CHANGE WITHOUT NOTICE.	



**PASTERNAK**  
an INFINITE brand

Website: [www.Pasternack.com](http://www.Pasternack.com)  
Phone: 1.866.727.8376 | 1.949.261.1920

INTERPRET ALL DIMENSIONS AND TOLERANCES PER ASME Y14.5

SCALE: NONE

SHEET: 1 OF 1

---

DESCRIPTION: N Female to N Female Low Loss Cable Using LMR-400-DB Coax

SIZE	CAGE CODE	DRAWN BY	ITEM NO.
A	53919	BPUCHASKI	PE3W13912

ZONE	REV.	DESCRIPTION	DATE	CHANGED BY	APPROVED BY
	A	INITIAL RELEASE	01/25/2023	BPUCHASKI	AGANWANI