

4.3-10 Male to 4.3-10 Male Low PIM Cable Using TCOM-600 Coax with Times Microwave Components



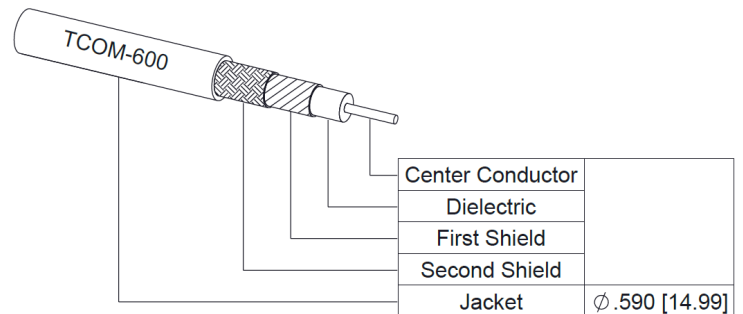
PE3W18867

Configuration

- Connector 1: 4.3-10 Male
- Connector 2: 4.3-10 Male
- Cable Type: TCOM-600
- Coax Flex Type: Flexible

Features

- Max Frequency 6 GHz
- Low PIM: -155 dBc Max
- Shielding Effectivity > 100 dB
- 87% Phase Velocity
- Double Shielded
- PE Jacket
- 500 Mating Cycles



Applications

- General Purpose
- Laboratory Use
- Low PIM Applications

Description

Pasternack's PE3W18867 4.3-10 male to 4.3-10 male cable using TCOM-600 coax is part of our full line of RF components available for same-day shipping. Pasternack's flexible RF cable assemblies are ideal for applications where tight bends and flexure are required. This Pasternack 4.3-10 to 4.3-10 cable assembly has a male to male gender configuration with 50 ohm flexible TCOM-600 coax. The PE3W18867 4.3-10 male to 4.3-10 male cable assembly operates to 6 GHz. Our low PIM design also offers excellent passive intermodulation performance with PIM levels better than -155 dBc. The double shielding of this Pasternack cable assembly provides excellent shielding effectiveness of better than 100 dB.

Custom versions of most RF cable assemblies can be built and shipped same day. Custom cable assembly lengths can be obtained by specifying the desired length on the web site at time of order or by contacting a sales representative. Other available RF cable assembly value added services include connector orientation or clocking, heat shrink booting and custom labeling. RF testing can also be performed to document the electrical performance of your cable assembly.

Electrical Specifications

Description	Minimum	Typical	Maximum	Units
Frequency Range	DC		6	GHz
VSWR			1.4:1	
Velocity of Propagation		87		%
RF Shielding	100			dB
Group Delay		1.17 [3.84]		ns/ft [ns/m]
Passive Intermodulation			-155	dBc
IM3 (2x43dBm Tones) at 850 MHz or 1900 MHz				
Capacitance		23.4 [76.77]		pF/ft [pF/m]
Inductance		0.058 [0.19]		uH/ft [uH/m]

4.3-10 Male to 4.3-10 Male Low PIM Cable Using TCOM-600 Coax with Times Microwave Components



PE3W18867

Electrical Specifications

Description	Minimum	Typical	Maximum	Units
DC Resistance Inner Conductor		0.53 [1.74]		Ohms/1000ft [Ohms/Km]
DC Resistance Outer Conductor		1.52 [4.99]		Ohms/1000ft [Ohms/Km]
Jacket Spark			8,000	Vrms

Specifications by Frequency

Part Number	Length	Description	F1	F2	F3	F4	F5	Units	Weight (lbs)
			Frequency		250	500	1000	2500	
PE3W18867	Custom Lengths Available	Insertion Loss (Typ.)	0.012	0.018	0.027	0.046	0.077	dB/ft	
			0.04	0.06	0.09	0.16	0.26	dB/m	
PE3W18867-24	24 In	Insertion Loss (Typ.)	0.23	0.24	0.26	0.3	0.36	dB	0.335
PE3W18867-36	36 In	Insertion Loss (Typ.)	0.24	0.26	0.29	0.34	0.44	dB	0.472
PE3W18867-48	48 In	Insertion Loss (Typ.)	0.25	0.28	0.31	0.39	0.51	dB	0.609
PE3W18867-120	120 In	Insertion Loss (Typ.)	0.32	0.38	0.47	0.66	0.97	dB	1.431
PE3W18867-180	180 In	Insertion Loss (Typ.)	0.38	0.47	0.61	0.89	1.36	dB	2.116

The insertion loss data for the base model does not include loss due to the connectors. Each length includes insertion loss due to the connectors.

Loss due to Connector 1:	0.1 dB
Loss due to Connector 2:	0.1 dB
Base Weight:	0.197 pounds
Additional Weight per Inch:	0.01142 pounds

Mechanical Specifications

Cable Assembly

Width/Diameter	.5 in [12.7 mm]
Weight	0.197 lbs [89.36 g]

Cable

Cable Type	TCOM-600
Impedance	50 Ohms
Inner Conductor Type	Solid
Inner Conductor Material and Plating	Copper Clad Aluminum
Dielectric Type	PE (F)
Number of Shields	2
Shield Layer 1	Silver Plated Copper Braid
Shield Layer 2	Tinned Copper Braid
Jacket Material	PE, Black
Jacket Diameter	0.59 in [14.99 mm]
One Time Minimum Bend Radius	1.5 in [38.1 mm]
Repeated Minimum Bend Radius	6 in [152.4 mm]
Bending Moment	2.75 lbs-ft [3.73 N-m]
Flat Plate Crush	60 lbs/in [1.07 Kg/mm]
Tensile Strength	350 lbs [158.76 Kg]

4.3-10 Male to 4.3-10 Male Low PIM Cable Using
TCOM-600 Coax with Times Microwave Components



PE3W18867

Connectors

Description	Connector 1	Connector 2
Type	4.3-10 Male	4.3-10 Male
Impedance	50 Ohms	50 Ohms
Configuration	Straight	Straight
Mating Cycles	500	500
Contact Material and Plating	Brass, Silver	Brass, Silver
Dielectric Type	PTFE	PTFE
Body Material and Plating	Brass, Tri-Metal	Brass, Tri-Metal
Coupling Nut Material and Plating	Brass, Tri-Metal	Brass, Tri-Metal

Environmental Specifications

Operating Range Temperature -40 to +85 deg C

Compliance Certifications (see [product page](#) for current document)

Plotted and Other Data

Notes:

4.3-10 Male to 4.3-10 Male Low PIM Cable Using TCOM-600 Coax with Times Microwave Components



PE3W18867

Typical Performance Data

How to Order

Part Number Configuration:

PE3W18867

- xx

uu

Unit of Measure:

cm = Centimeters

<blank> = Inches

Length

Base Number

Example: PE3W18867-12 = 12 inches long cable
PE3W18867-100cm = 100 cm long cable

4.3-10 Male to 4.3-10 Male Low PIM Cable Using TCOM-600 Coax with Times Microwave Components from Pasternack Enterprises has same day shipment for domestic and International orders. Our RF, microwave and millimeter wave products maintain a 99.4% availability and are part of the broadest selection in the industry.

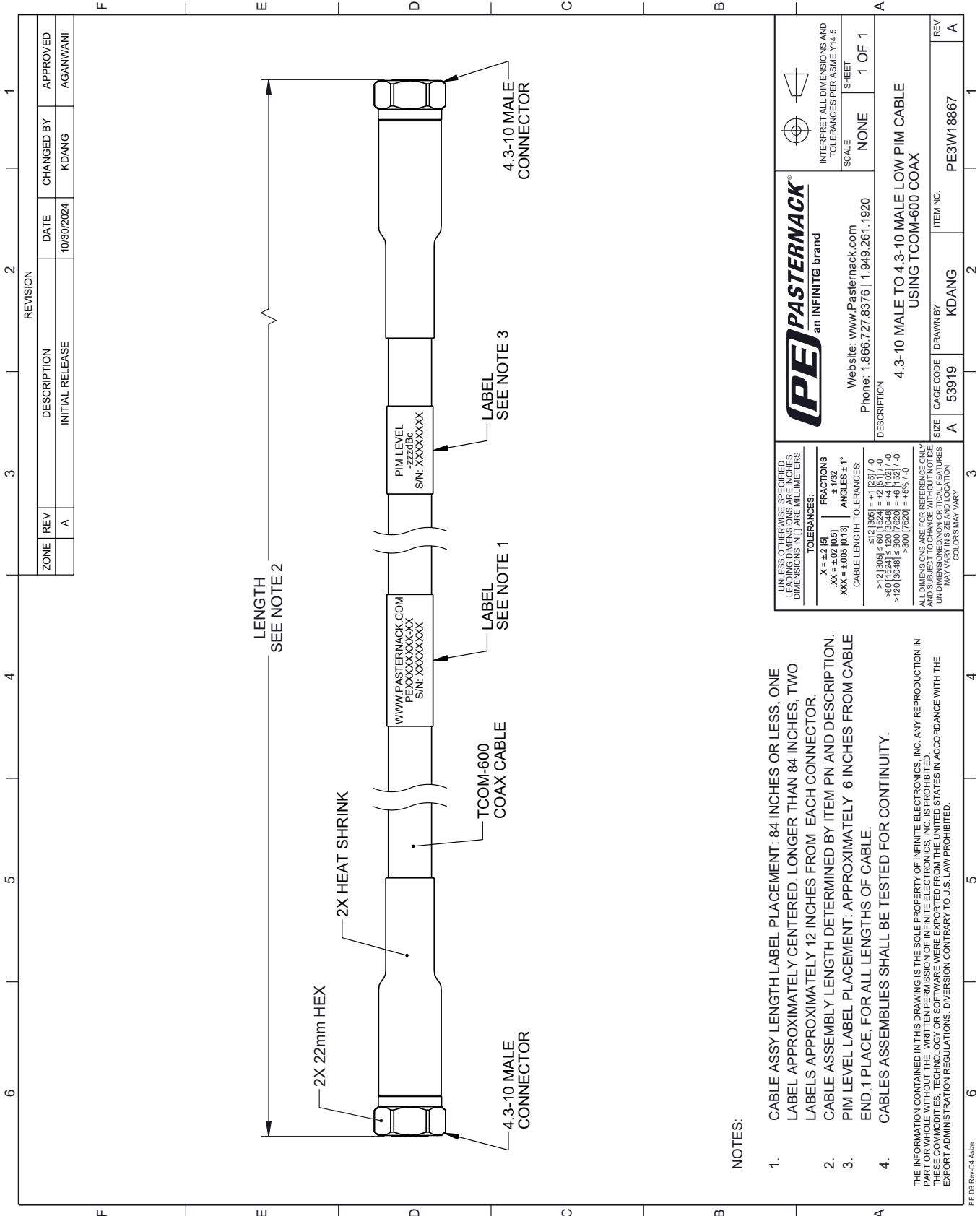
Click the following link (or enter part number in "SEARCH" on website) to obtain additional part information including price, inventory and certifications: [4.3-10 Male to 4.3-10 Male Low PIM Cable Using TCOM-600 Coax with Times Microwave Components PE3W18867](#)

URL: <https://www.pasternack.com/4.3-10-male-to-4.3-10-male-low-pim-cable-using-tcom-600-pe3w18867-p.aspx>

The information contained within this document is accurate to the best of our knowledge and representative of the part described herein. It may be necessary to make modifications to the part and/or the documentation of the part in order to implement improvements. Pasternack Enterprises reserves the right to make such changes as required. Unless otherwise stated, all specifications are nominal. Pasternack Enterprises does not make any representation or warranty regarding the suitability of the part described herein for any particular purpose, and Pasternack Enterprises does not assume liability arising out of the use of any part or document.

PE3W18867 CAD Drawing


4.3-10 Male to 4.3-10 Male Low PIM Cable Using TCOM-600 Coax with Times Microwave Components



NOTES:

- CABLE ASSY LENGTH LABEL PLACEMENT: 84 INCHES OR LESS, ONE LABEL APPROXIMATELY CENTERED. LONGER THAN 84 INCHES, TWO LABELS APPROXIMATELY 12 INCHES FROM EACH CONNECTOR.
- CABLE ASSEMBLY LENGTH DETERMINED BY ITEM PN AND DESCRIPTION.
- PIM LEVEL LABEL PLACEMENT: APPROXIMATELY 6 INCHES FROM CABLE END, 1 PLACE, FOR ALL LENGTHS OF CABLE.
- CABLES ASSEMBLIES SHALL BE TESTED FOR CONTINUITY.

THE INFORMATION CONTAINED IN THIS DRAWING IS THE SOLE PROPERTY OF INFINITE ELECTRONICS, INC. ANY REPRODUCTION IN PART OR WHOLE WITHOUT THE WRITTEN PERMISSION OF INFINITE ELECTRONICS, INC. IS PROHIBITED. THESE COMMODITIES, TECHNOLOGY OR SOFTWARE WERE EXPORTED FROM THE UNITED STATES IN ACCORDANCE WITH THE EXPORT ADMINISTRATION REGULATIONS. DIVERSION CONTRARY TO U.S. LAW PROHIBITED.

 PASTERNAK an INFINITB brand		INTERPRET ALL DIMENSIONS AND TOLERANCES PER ASME Y14.5 SCALE NONE SHEET 1 OF 1
Website: www.PasterNack.com Phone: 1.866.727.8376 1.949.261.1920		
DESCRIPTION 4.3-10 MALE TO 4.3-10 MALE LOW PIM CABLE USING TCOM-600 COAX		
SIZE A	CAGE CODE 53919	DRAWN BY KDANG
		ITEM NO. PE3W18867
UNLESS OTHERWISE SPECIFIED LEADING DIMENSIONS ARE IN INCHES DIMENSIONS IN [] ARE MILLIMETERS TOLERANCES: .X = ±.2 [5] .XX = ±.02 [0.5] .XXX = ±.005 [0.13] FRACTIONS ± 1/32 ANGLES ± 1° CABLE LENGTH TOLERANCES: ≤ 12 [305] ± .60 [1524] = +.2 [5] / -0 > 12 [305] ± .60 [1524] = +.2 [5] / -0 > 40 [1024] ≤ 120 [3048] = +.4 [1027] / -0 > 120 [3048] ≤ 300 [7620] = +.6 [152] / -0 ALL DIMENSIONS ARE FOR REFERENCE ONLY UNLESS OTHERWISE SPECIFIED UNDIMENSIONED NON-CRITICAL FEATURES MAY VARY IN SIZE AND LOCATION COLORS MAY VARY		