

75 Ohm SMB Jack Connector Clamp/Solder Attachment for RG59B/U, RG62



PE4272

Configuration

- SMB Jack Connector
- 75 Ohms
- Straight Body Geometry
- Connector Interface Types: RG59B/U, RG62

Features

- Gold Plated Contact

Applications

- General Purpose Test
- Custom Cable Assemblies

Description

Pasternack's PE4272 , SMB, Standard, Connector is part of our full line of RF components available for same-day shipping.

Our 75 ohm SMB jack connector PE4272 datasheet specifications and drawing with dimensions are shown below in this PDF. Pasternack's broad catalog of RF, microwave and millimeter wave connectors allows designers to configure and customize their signal connections however they like. Whether the need is to provide an I/O for a board design, or simply create a custom cable assembly configuration, Pasternack has the right connector for the job. Pasternack can also expertly build your custom cable assemblies for you and ship same-day.

Electrical Specifications

Description	Minimum	Typical	Maximum	Units
Impedance		75		Ohms

Mechanical Specifications

Size

Length	0.615 in [15.62 mm]
Width	0.344 in [8.74 mm]
Height	0 in [0 mm]
Weight	0.009 lbs [4.08 g]

Material Specifications

Description	Material	Plating
Contact		Gold
Insulation	Teflon	
Body	Brass	Nickel

Environmental Specifications

Temperature

Compliance Certifications (see [product page](#) for current document)

Plotted and Other Data

Notes:

75 Ohm SMB Jack Connector Clamp/Solder Attachment for RG59B/U, RG62

PE4272



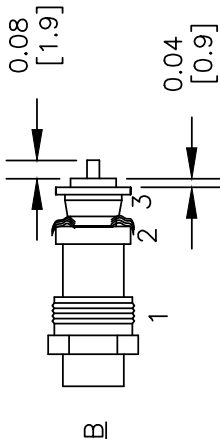
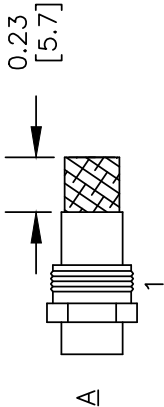
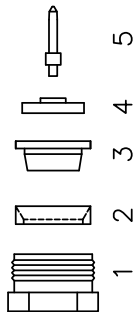
75 Ohm SMB Jack Connector Clamp/Solder Attachment for RG59B/U, RG62 from Pasternack Enterprises has same day shipment for domestic and International orders. Our RF, microwave and millimeter wave products maintain a 99.4% availability and are part of the broadest selection in the industry.

Click the following link (or enter part number in "SEARCH" on website) to obtain additional part information including price, inventory and certifications: [75 Ohm SMB Jack Connector Clamp/Solder Attachment for RG59B/U, RG62 PE4272](https://www.pasternack.com/smb-jack-rg59b-u-rg62-connector-pe4272-p.aspx)

URL: <https://www.pasternack.com/smb-jack-rg59b-u-rg62-connector-pe4272-p.aspx>

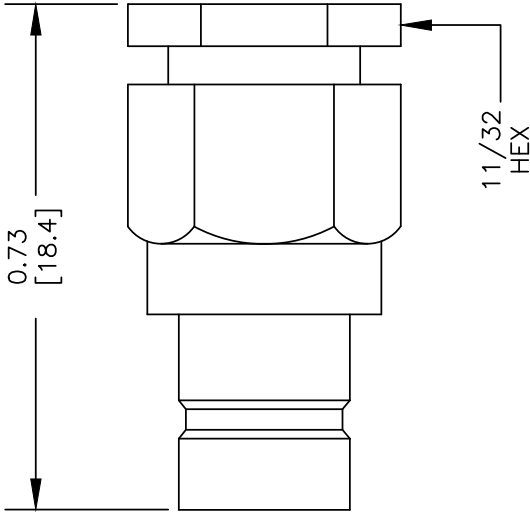
The information contained within this document is accurate to the best of our knowledge and representative of the part described herein. It may be necessary to make modifications to the part and/or the documentation of the part in order to implement improvements. Pasternack Enterprises reserves the right to make such changes as required. Unless otherwise stated, all specifications are nominal. Pasternack Enterprises does not make any representation or warranty regarding the suitability of the part described herein for any particular purpose, and Pasternack Enterprises does not assume liability arising out of the use of any part or document.

PE4272 CAD Drawing
75 Ohm SMB Jack Connector Clamp/Solder Attachment for RG59B/U, RG62



STRIPPING DIMENSIONS
ASSEMBLY PROCEDURES

- 1. SLIDE CLAMP NUT (1) OVER CABLE AS SHOWN IN A. SLIDE COMPRESSION WASHER (2) OVER BRAID & SEAT AGAINST JACKET. FLAIR BRAID OVER COMPRESSION WASHER (2).
- 2. SLIDE BRAID CLAMP (3) OVER DIELECTRIC & UNDER BRAID. PUSH INTO WASHER UNTIL IT STOPS. STRIP CABLE AS SHOWN IN B. TRIM EXCESS BRAID FLUSH WITH SURFACE OF COMPRESSION WASHER (2). INSERT INSULATOR (4) OVER DIELECTRIC WITH CENTER CONDUCTOR PROTRUDING THROUGH HOLE.
- 3. SOLDER CONTACT (5) TO CENTER CONDUCTOR. INSERT CABLE ASSEMBLY INTO BODY & TIGHTEN.



PE4272
NOTES:
1. UNLESS OTHERWISE SPECIFIED ALL DIMENSIONS ARE NOMINAL.
2. ALL SPECIFICATIONS ARE SUBJECT TO CHANGE WITHOUT NOTICE AT ANY TIME.
3. DIMENSIONS ARE IN INCHES (mm).
4. FITS MIL-C-17 AND EQUIVALENT CABLES.
FSCM NO. 53919
CAD FILE 042309
SCALE N/A
SIZE A
2233
PASTERNACK®
Pasternack Enterprises, Inc.
P.O. Box 16759 | Irvine | CA | 92623
Phone: (949) 261-1920 | Fax: (949) 261-7451
Website: www.pasternack.com | E-Mail: sales@pasternack.com