



N Female Connector Crimp/Solder Attachment 4 Hole Flange Mount for RG213, RG8, .718 inch Hole Spacing

RF Connectors Technical Data Sheet

PE44065

Configuration

- N Female Connector
- 50 Ohms
- Straight Body Geometry
- RG213, RG8 Interface Type
- Crimp/Solder Attachment
- 4 Hole Flange

Mechanical Specifications

Size

Length	1.64 in [41.66 mm]
Width/Dia.	1 in [25.40 mm]
Height	1 in [25.4 mm]
Weight	0.096 lbs [43.54 g]

Material Specifications

Description	Material	Plating
Insulation	PTFE	
Outer Conductor	Brass	Nickel
Body	Brass	Nickel

Compliance Certifications (visit www.Pasternack.com for current document)

RoHS Compliant

Click the following link (or enter part number in "SEARCH" on website) to obtain additional part information including price, inventory and certifications: [N Female Connector Crimp/Solder Attachment 4 Hole Flange Mount for RG213, RG8, .718 inch Hole Spacing PE44065](#)



N Female Connector Crimp/Solder Attachment 4 Hole Flange Mount for RG213, RG8, .718 inch Hole Spacing

RF Connectors Technical Data Sheet

PE44065

Plotted and Other Data

Notes:

N Female Connector Crimp/Solder Attachment 4 Hole Flange Mount for RG213, RG8, .718 inch Hole Spacing from Pasternack Enterprises has same day shipment for domestic and International orders. Our RF, microwave and millimeter wave products maintain a 99% availability and are part of the broadest selection in the industry.

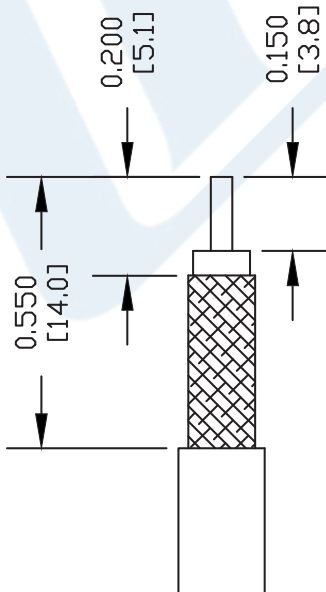
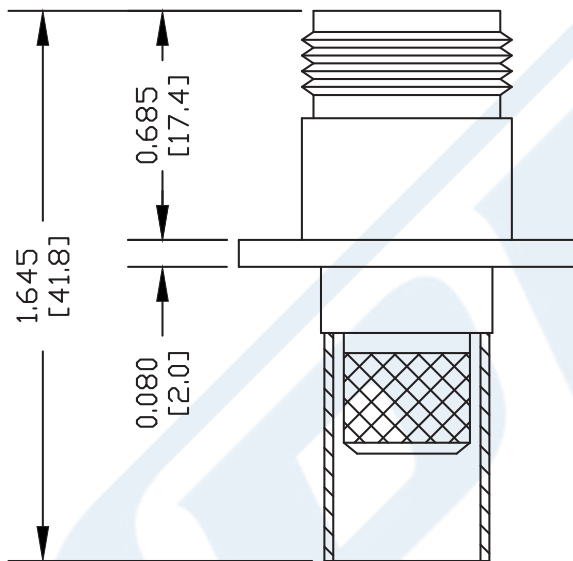
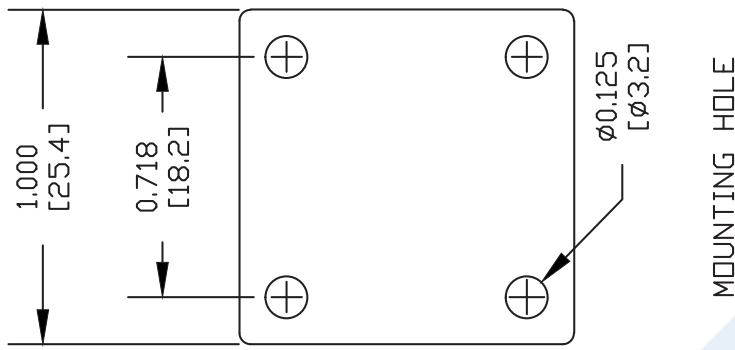
Click the following link (or enter part number in "SEARCH" on website) to obtain additional part information including price, inventory and certifications: [N Female Connector Crimp/Solder Attachment 4 Hole Flange Mount for RG213, RG8, .718 inch Hole Spacing PE44065](#)

URL: <http://www.pasternack.com/n-female-rg213-rg8-connector-pe44065-p.aspx>

The information contained in this document is accurate to the best of our knowledge and representative of the part described herein. It may be necessary to make modifications to the part and/or the documentation of the part, in order to implement improvements. Pasternack reserves the right to make such changes as required. Unless otherwise stated, all specifications are nominal. Pasternack does not make any representation or warranty regarding the suitability of the part described herein for any particular purpose, and Pasternack does not assume any liability arising out of the use of any part or documentation.

PE44065 CAD Drawing

N Female Connector Crimp/Solder Attachment 4 Hole Flange
Mount for RG213, RG8, .718 inch Hole Spacing



STRIPPING DIMENSIONS

CRIMP SIZE REQUIRED

CONTACT: SOLDER
FERRULE: .429" HEX CRIMP TOOL

NOTES:
1. UNLESS OTHERWISE SPECIFIED ALL DIMENSIONS ARE NOMINAL.
2. ALL SPECIFICATIONS ARE SUBJECT TO CHANGE WITHOUT NOTICE AT ANY TIME.
3. DIMENSIONS ARE IN INCHES [mm].
4. FITS MIL-C-17 AND EQUIVALENT CABLES.

DWG TITLE
PE44065

FSCM NO. 53919

SCALE N/A

SIZE A

127

PE PASTERNAK®
Pasternack Enterprises, Inc.
P.O. Box 16759 | Irvine | CA | 92623
Phone: (949) 261-1920 | Fax: (949) 261-7451
Website: www.pasternack.com | E-Mail: sales@pasternack.com