



## 7/16 DIN Male Right Angle Connector Clamp/ Solder Attachment for RG14, RG217

### RF Connectors Technical Data Sheet

PE44282

#### Configuration

- 7/16 DIN Male Connector
- MIL-C-39012
- 50 Ohms
- Right Angle Body Geometry
- RG14, RG217 Interface Type
- Clamp/Solder Attachment
- 1 1/4 inch Hex

#### Features

- Silver Plated Contact
- Contact plating according to QQ-S-365

#### Applications

- General Purpose Test
- Custom Cable Assemblies

#### Description

Pasternack's PE44282 7/16 DIN male right angle connector with clamp/solder attachment for RG14 and RG217 is part of our full line of RF components available for same-day shipping. Its right angle body geometry allows for easier connections in tight spaces.

Our 7/16 DIN male right angle connector PE44282 datasheet specifications and drawing with dimensions are shown below in this PDF. Pasternack's broad catalog of RF, microwave and millimeter wave connectors allows designers to configure and customize their signal connections however they like. Whether the need is to provide an I/O for a board design, or simply create a custom cable assembly configuration, Pasternack has the right connector for the job. Pasternack can also expertly build your custom cable assemblies for you and ship same-day.

#### Mechanical Specifications

##### Size

Length	1.96 in [49.78 mm]
Width/Dia.	1.25 in [31.75 mm]
Height	1.99 in [50.55 mm]
Weight	0.453 lbs [205.48 g]

Click the following link (or enter part number in "SEARCH" on website) to obtain additional part information including price, inventory and certifications: [7/16 DIN Male Right Angle Connector Clamp/Solder Attachment for RG14, RG217 PE44282](#)



7/16 DIN Male Right Angle Connector Clamp/  
Solder Attachment for RG14, RG217

RF Connectors Technical Data Sheet

PE44282

**Material Specifications**

Description	Material	Plating
Contact		Silver QQ-S-365
Insulation	PTFE	
Body	Brass	Nickel QQ-N-290
Coupling Nut	Brass	Nickel QQ-N-290

**Compliance Certifications** (see [product page](#) for current document)

**Plotted and Other Data**

Notes:

7/16 DIN Male Right Angle Connector Clamp/Solder Attachment for RG14, RG217 from Pasternack Enterprises has same day shipment for domestic and International orders. Our RF, microwave and millimeter wave products maintain a 99% availability and are part of the broadest selection in the industry.

Click the following link (or enter part number in "SEARCH" on website) to obtain additional part information including price, inventory and certifications: [7/16 DIN Male Right Angle Connector Clamp/Solder Attachment for RG14, RG217 PE44282](#)

URL: <https://www.pasternack.com/7-16-male-standard-rg14-rg217-connector-pe44282-p.aspx>

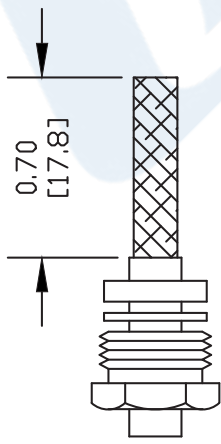
The information contained in this document is accurate to the best of our knowledge and representative of the part described herein. It may be necessary to make modifications to the part and/or the documentation of the part, in order to implement improvements. Pasternack reserves the right to make such changes as required. Unless otherwise stated, all specifications are nominal. Pasternack does not make any representation or warranty regarding the suitability of the part described herein for any particular purpose, and Pasternack does not assume any liability arising out of the use of any part or documentation.

# PE44282 CAD Drawing

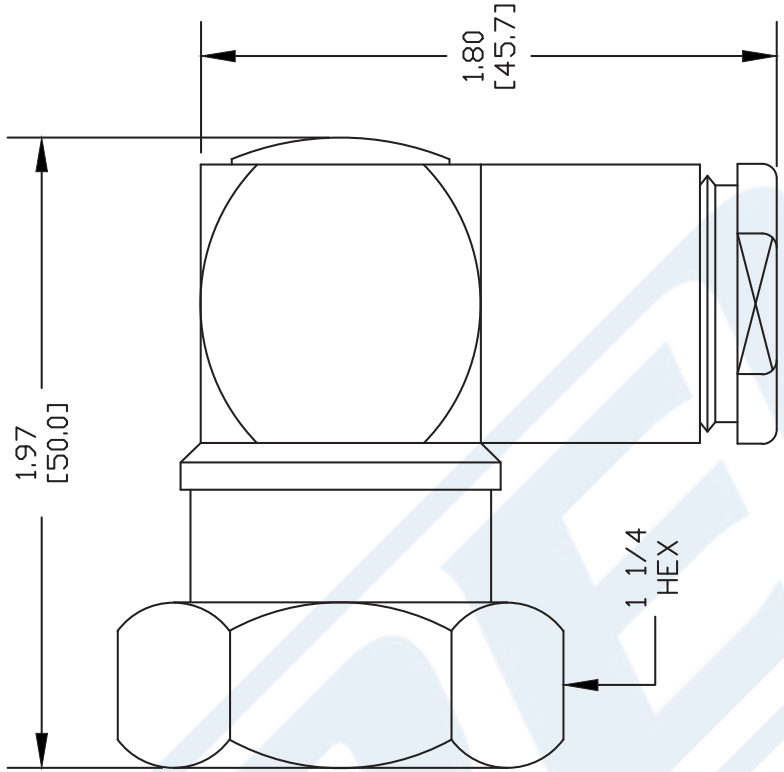
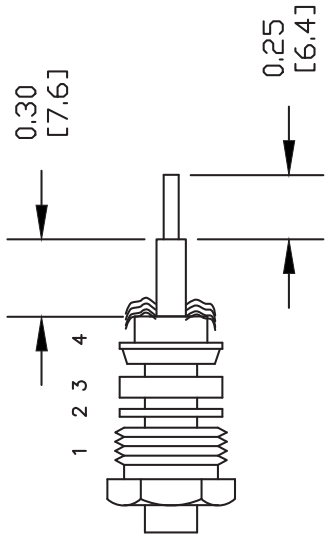
7/16 DIN Male Right Angle Connector Clamp/Solder Attachment for RG14, RG217

## ASSEMBLY PROCEDURES

1. SLIDE CLAMP NUT (1), WASHER (2) & GASKET (3) OVER CABLE. STRIP CABLE AS SHOWN. DO NOT NICK BRAID WHILE CUTTING JACKET. TAPER END OF BRAID TO PERMIT ASSEMBLY OF BRAID CLAMP (4). SLIDE BRAID CLAMP (4) OVER BRAID & SEAT AGAINST JACKET.



2. FORM BRAID OVER CLAMP NUT (4). TRIM BRAID BACK TO SHOULDER. CUT DIELECTRIC & CENTER CONDUCTOR TO DIMENSION SHOWN. DO NOT NICK CENTER CONDUCTOR. SLIDE ASSEMBLY INTO BODY. SOLDER CENTER CONDUCTOR IN PLACE, TIGHTEN CLAMP NUT & SCREW CAP DOWN.



NOTES:  
1. UNLESS OTHERWISE SPECIFIED ALL DIMENSIONS ARE NOMINAL.  
2. ALL SPECIFICATIONS ARE SUBJECT TO CHANGE WITHOUT NOTICE AT ANY TIME.  
3. DIMENSIONS ARE IN INCHES [mm].  
4. FITS MIL-C-17 AND EQUIVALENT CABLES.

DWG TITLE  
**PE44282**

**PE PASTERNAK®**  
Pasternack Enterprises, Inc.  
P.O. Box 16759 | Irvine | CA | 92623

Phone: (949) 261-1920 | Fax: (949) 261-7451  
Website: www.pasternack.com | E-Mail: sales@pasternack.com

FSCM NO. 53919

CAD FILE 020909

SCALE N/A

SIZE A

147