



75 Ohm F Female Bulkhead Mount Connector Crimp/Solder Attachment for RG6-CATV

RF Connectors Technical Data Sheet

PE44324

Configuration

- F Female Connector
- 75 Ohms
- Straight Body Geometry
- RG6-CATV Interface Type
- Crimp/Solder Attachment
- Bulkhead

Features

- Max. Operating Frequency 1,000 MHz
- Good VSWR of 1.3:1
- Gold Plated Brass Contact
- 30 µin minimum contact plating

Applications

- General Purpose Test
- Rack and Panel Mount Applications
- Custom Cable Assemblies
- CATV

Description

Pasternack's PE44324 75 ohm type F female bulkhead connector with crimp/solder attachment for RG6-CATV is part of our full line of RF components available for same-day shipping. Our type F female connector operates up to a maximum frequency of 1,000 MHz and offers good VSWR of 1.3:1. This type F bulkhead connector allows designers to create external connections on their product enclosures, and can be used in a variety of other rack mount and panel mount applications.

Our 75 ohm type F female bulkhead connector PE44324 datasheet specifications and drawing with dimensions are shown below in this PDF. Pasternack's broad catalog of RF, microwave and millimeter wave connectors allows designers to configure and customize their signal connections however they like. Whether the need is to provide an I/O for a board design, or simply create a custom cable assembly configuration, Pasternack has the right connector for the job. Pasternack can also expertly build your custom cable assemblies for you and ship same-day.

Electrical Specifications

Description	Minimum	Typical	Maximum	Units
Frequency Range	DC		1,000	MHz
VSWR			1.3:1	
Operating Voltage (AC)			500	Vrms
Dielectric Withstanding Voltage (AC)			1,000	Vrms

Mechanical Specifications

Size

Length	1.23 in [31.24 mm]
Width/Dia.	0.438 in [11.13 mm]
Weight	0.025 lbs [11.34 g]

Click the following link (or enter part number in "SEARCH" on website) to obtain additional part information including price, inventory and certifications: [75 Ohm F Female Bulkhead Mount Connector Crimp/Solder Attachment for RG6-CATV PE44324](#)



75 Ohm F Female Bulkhead Mount Connector
Crimp/Solder Attachment for RG6-CATV

RF Connectors Technical Data Sheet

PE44324

Material Specifications

Description	Material	Plating
Contact	Brass	Gold 30 µin minimum
Insulation	PTFE	
Body	Brass	Nickel 100 µin minimum

Environmental Specifications

Temperature

Operating Range

-40 to +85 deg C

Compliance Certifications (see [product page](#) for current document)

Plotted and Other Data

Notes:

75 Ohm F Female Bulkhead Mount Connector Crimp/Solder Attachment for RG6-CATV from Pasternack Enterprises has same day shipment for domestic and International orders. Our RF, microwave and millimeter wave products maintain a 99% availability and are part of the broadest selection in the industry.

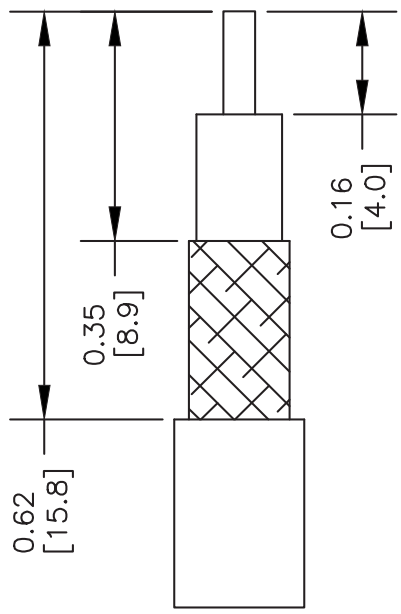
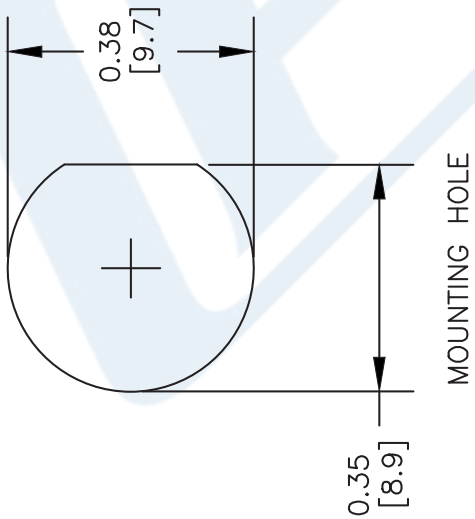
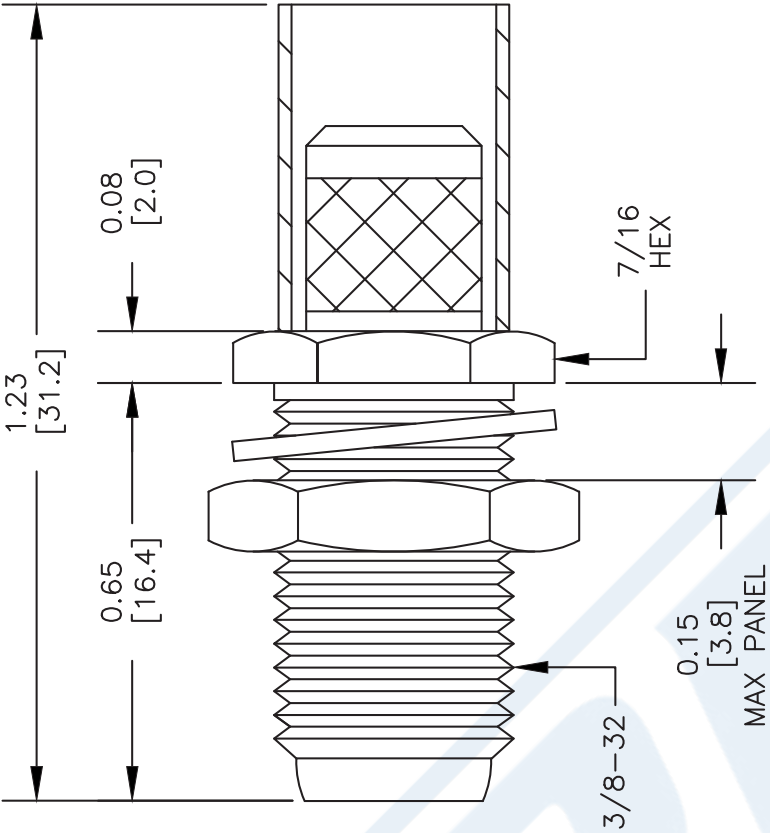
Click the following link (or enter part number in "SEARCH" on website) to obtain additional part information including price, inventory and certifications: [75 Ohm F Female Bulkhead Mount Connector Crimp/Solder Attachment for RG6-CATV PE44324](#)

URL: <https://www.pasternack.com/f-female-standard-rg6-catv-connector-pe44324-p.aspx>

The information contained in this document is accurate to the best of our knowledge and representative of the part described herein. It may be necessary to make modifications to the part and/or the documentation of the part, in order to implement improvements. Pasternack reserves the right to make such changes as required. Unless otherwise stated, all specifications are nominal. Pasternack does not make any representation or warranty regarding the suitability of the part described herein for any particular purpose, and Pasternack does not assume any liability arising out of the use of any part or documentation.

PE44324 CAD Drawing

75 Ohm F Female Bulkhead Mount Connector Crimp/Solder Attachment for RG6-CATV



CRIMP SIZE REQUIRED
CONTACT: SOLDER
FERRULE: .314" HEX CRIMP TOOL

NOTES:
1. UNLESS OTHERWISE SPECIFIED ALL DIMENSIONS ARE NOMINAL.
2. ALL SPECIFICATIONS ARE SUBJECT TO CHANGE WITHOUT NOTICE AT ANY TIME.
3. DIMENSIONS ARE IN INCHES [mm].
4. FITS MIL-C-17 AND EQUIVALENT CABLES.

DWG TITLE
PE44324

REV. B
FSCM NO. 53919
CAD FILE 013012
SCALE N/A
SIZE A
2233

PE PASTERNAK®
Pasternack Enterprises, Inc.
P.O. Box 16759 | Irvine | CA | 92623
Phone: (949) 261-1920 | Fax: (949) 261-7451
Website: www.pasternack.com | E-Mail: sales@pasternack.com