



N Female Low PIM Connector Clamp/Non-Solder Contact Attachment for 1/4 inch Superflexible, PE-1/4SFHC, IP67 Rated

RF Connectors Technical Data Sheet

PE44727

Configuration

- N Female Connector
- IEC 60169-16
- 50 Ohms
- Straight Body Geometry
- Connector Interface Types: 1/4 inch Superflexible, PE-1/4SFHC
- Low PIM Design

Features

- Max. Operating Frequency 3 GHz
- Excellent VSWR of 1.1:1
- PIM levels lower than -160 dBc
- Silver Plated Spring Copper Contact
- 5 μ m minimum contact plating
- IP67 Rated

Applications

- General Purpose Test
- Wireless Communications
- Custom Cable Assemblies
- Low PIM Applications

Description

Pasternack's PE44727 type N female connector with clamp/non-solder contact attachment for 1/4 inch Superflexible and PE-1/4SFHC is part of our full line of RF components available for same-day shipping. Our type N female connector operates up to a maximum frequency of 3 GHz and offers excellent VSWR of 1.1:1. The type N female connector also has low passive intermodulation of -160 dBc. The connector has an IP67 rating to protect against dust and temporary moisture protection under immersion conditions.

Our type N female connector PE44727 datasheet specifications and drawing with dimensions are shown below in this PDF. Pasternack's broad catalog of RF, microwave and millimeter wave connectors allows designers to configure and customize their signal connections however they like. Whether the need is to provide an I/O for a board design, or simply create a custom cable assembly configuration, Pasternack has the right connector for the job. Pasternack can also expertly build your custom cable assemblies for you and ship same-day.

Electrical Specifications

Description	Minimum	Typical	Maximum	Units
Frequency Range	DC		3	GHz
VSWR			1.1:1	
Insertion Loss			0.1	dB
Passive Intermodulation using 2x20W tones			-160	dBc
Operating Voltage (DC)			1,700	Vdc
Dielectric Withstanding Voltage (DC)			2,500	Vdc
Insulation Resistance	5,000			MOhms

Click the following link (or enter part number in "SEARCH" on website) to obtain additional part information including price, inventory and certifications: [N Female Low PIM Connector Clamp/Non-Solder Contact Attachment for 1/4 inch Superflexible, PE-1/4SFHC, IP67 Rated PE44727](#)



N Female Low PIM Connector Clamp/Non-Solder Contact Attachment for 1/4 inch Superflexible, PE-1/4SFHC, IP67 Rated

RF Connectors
 Technical Data Sheet

PE44727

Mechanical Specifications

Size	
Length	1.87 in [47.5 mm]
Width/Dia.	0.63 in [16.00 mm]
Weight	0.164 lbs [74.39 g]
Mating Cycles	500 Cycles

Material Specifications

Description	Material	Plating
Contact	Spring Copper	Silver 5 µm minimum
Insulation	PTFE	
Outer Conductor	Brass	Nickel 5 µm minimum
Body	Brass	Tri-Metal 2 µm minimum

Environmental Specifications

Temperature	
Operating Range	-40 to +85 deg C
Ingress Protection (IP) Rating	IP67 Rated
Shock	IEC 60068-2-27
Vibration	IEC 60068-2-6-Fc
Thermal Shock	IEC 60068-2-14-Na

Compliance Certifications (see [product page](#) for current document)

Plotted and Other Data

Notes:

Click the following link (or enter part number in "SEARCH" on website) to obtain additional part information including price, inventory and certifications: [N Female Low PIM Connector Clamp/Non-Solder Contact Attachment for 1/4 inch Superflexible, PE-1/4SFHC, IP67 Rated PE44727](#)

N Female Low PIM Connector Clamp/Non-Solder Contact Attachment for 1/4 inch Superflexible, PE-1/4SFHC, IP67 Rated



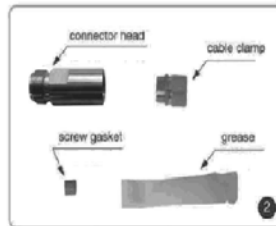
RF Connectors
Technical Data Sheet

PE44727

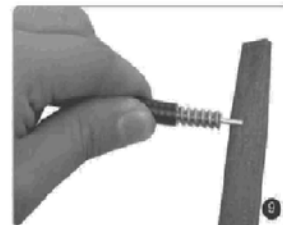
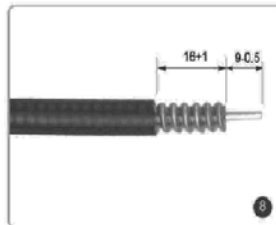




Assembly Instruction



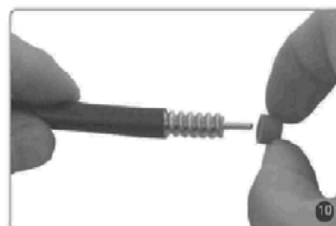
Assembly tools (recommended).



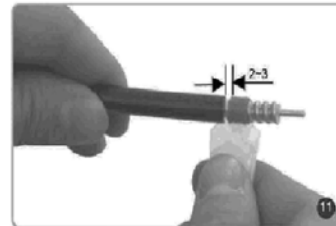
Connector Components.



Chamfer inner conductor 0.5 × 45° with flat file.



Put the screw gasket onto the cable, pay attention to the correct direction of the screw gasket. The angle direction towards the front.



Wipe the gasket with grease.

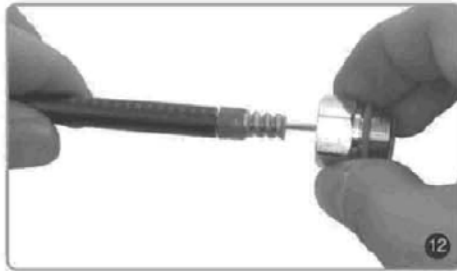
Click the following link (or enter part number in "SEARCH" on website) to obtain additional part information including price, inventory and certifications: [N Female Low PIM Connector Clamp/Non-Solder Contact Attachment for 1/4 inch Superflexible, PE-1/4SFHC, IP67 Rated PE44727](#)

N Female Low PIM Connector Clamp/Non-Solder Contact Attachment for 1/4 inch Superflexible, PE-1/4SFHC, IP67 Rated




RF Connectors
Technical Data Sheet

PE44727



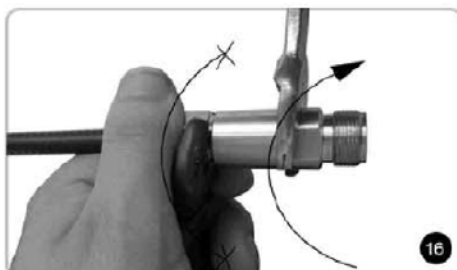
The front sawing edges of clamp and outer conductor should be flat.



Wipe the O-ring with grease.



screw the connector head onto the connector end.



Keep the clamp steady, screw the connector head onto the cable tightly. Recommended torque is 15 N·m.



Click the following link (or enter part number in "SEARCH" on website) to obtain additional part information including price, inventory and certifications: [N Female Low PIM Connector Clamp/Non-Solder Contact Attachment for 1/4 inch Superflexible, PE-1/4SFHC, IP67 Rated PE44727](#)



N Female Low PIM Connector Clamp/Non-Solder Contact Attachment for 1/4 inch Superflexible, PE-1/4SFHC, IP67 Rated

RF Connectors
Technical Data Sheet

PE44727

N Female Low PIM Connector Clamp/Non-Solder Contact Attachment for 1/4 inch Superflexible, PE-1/4SFHC, IP67 Rated from Pasternack Enterprises has same day shipment for domestic and International orders. Our RF, microwave and millimeter wave products maintain a 99.4% availability and are part of the broadest selection in the industry.

Click the following link (or enter part number in "SEARCH" on website) to obtain additional part information including price, inventory and certifications: [N Female Low PIM Connector Clamp/Non-Solder Contact Attachment for 1/4 inch Superflexible, PE-1/4SFHC, IP67 Rated PE44727](https://www.pasternack.com/n-female-standard-1-4-inch-super-flexible-pe-1-4sfhc-connector-pe44727-p.aspx)

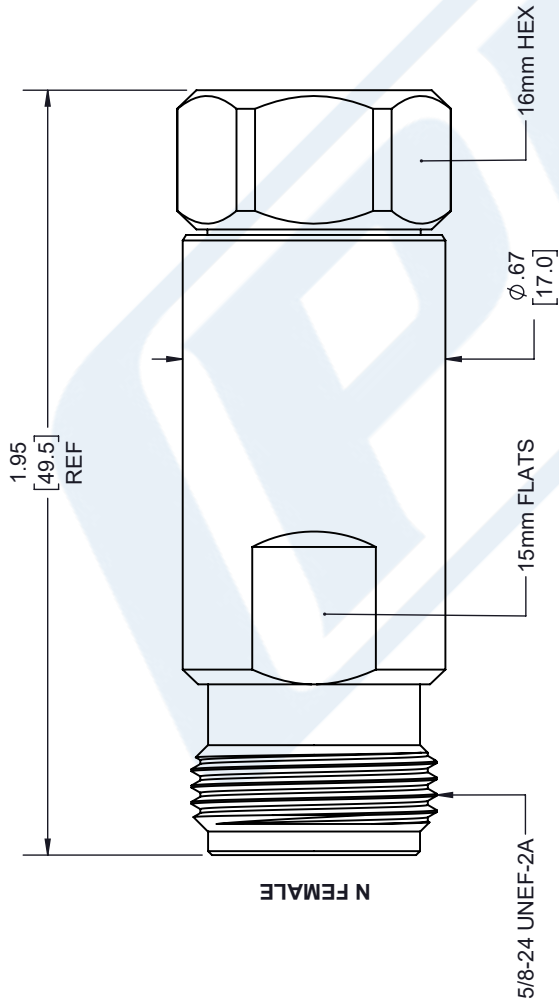
URL: <https://www.pasternack.com/n-female-standard-1-4-inch-super-flexible-pe-1-4sfhc-connector-pe44727-p.aspx>

The information contained in this document is accurate to the best of our knowledge and representative of the part described herein. It may be necessary to make modifications to the part and/or the documentation of the part, in order to implement improvements. Pasternack reserves the right to make such changes as required. Unless otherwise stated, all specifications are nominal. Pasternack does not make any representation or warranty regarding the suitability of the part described herein for any particular purpose, and Pasternack does not assume any liability arising out of the use of any part or documentation.

PE44727 CAD Drawing

N Female Low PIM Connector Clamp/Non-Solder Contact Attachment
for 1/4 inch Superflexible, PE-1/4SFHC, IP67 Rated

REVISIONS			
REV.	DESCRIPTION	DATE	APPROVED
A	INITIAL RELEASE	10/28/2020	S. ELLIS



SCREW GASKET

UNLESS OTHERWISE SPECIFIED
LEADING DIMENSIONS ARE INCHES
DIMENSIONS IN [] ARE MILLIMETERS

TOLERANCES:
 .X = ±.2 [5.08] FRACTIONS ± 1/32
 .XX = ±.02 [.51] ANGLES ± 1°
 .XXX = ±.005 [.13]

CABLE LENGTH (L), TOLERANCES:
 L ≤ 12 [305] = +1 [25] / -0
 12 [305] < L ≤ 60 [1524] = +2 [51] / -0
 60 [1524] < L ≤ 120 [3048] = +4 [102] / -0
 120 [3048] < L ≤ 300 [7620] = +6 [152] / -0
 300 [7620] < L = +5% / -0

ALL DIMENSIONS SHOWN
ARE FOR REFERENCE ONLY.

PE PASTERNAK
an INFINITE brand

Pasternack Enterprises, Inc.
P. O. Box 16759, Irvine, CA 92623.
Phone: 1.949.261.1920 | 1.866.727.8376
Fax: 1.949.261.7451
Website: www.pasternack.com
E-mail: sales@pasternack.com

THIRD-ANGLE PROJECTION

THE INFORMATION AND DESIGN IN THIS DOCUMENT IS THE PROPERTY OF PASTERNAK CORPORATION. ALL RIGHTS RESERVED.

SHEET 1 OF 3

SCALE N/A

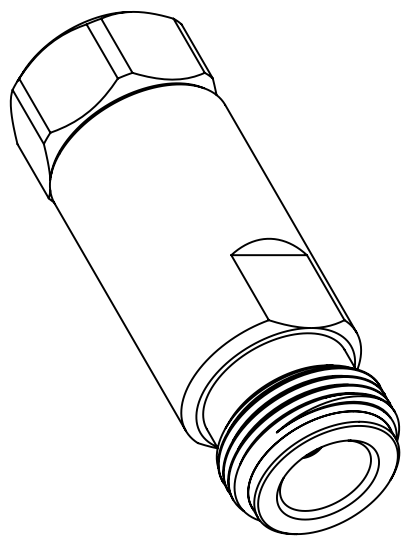
REV A

ITEM NO. PE44727

DRAWN BY K.DANG

CAGE CODE 53919

SIZE A



THESE COMMODITIES, TECHNOLOGY OR SOFTWARE WERE EXPORTED FROM THE UNITED STATES IN ACCORDANCE WITH THE EXPORT ADMINISTRATION REGULATIONS. DIVERSION CONTRARY TO U.S. LAW PROHIBITED.