



**RP BNC Female Connector Clamp/Solder Attachment
For RG55, RG58, RG141, RG142, RG223, RG400**

TECHNICAL DATA SHEET

PE4736

RP BNC Female Connector Clamp/Solder Attachment For RG55, RG58, RG141, RG142, RG223, RG400

Configuration

Connector	BNC Female Reverse Polarity
Connector Interface Type	RG55, RG58, RG141, RG142, RG223, RG400
Cable Attachment Method (Shield/Contact)	Clamp/Solder
Body Style	Straight

Electrical Specifications

Impedance, Ohms	50
-----------------	----

Mechanical Specifications

Size

Length, in [mm]	1.13 [28.7]
Width/Dia., in [mm]	0.57 [14.48]
Weight, lbs [g]	0.041 [18.6]

Connector

Type	BNC Female Reverse Polarity
Contact Material and Plating	Brass, Gold
Contact Plating Specification	3μ-5μ in. minimum
Coupling Nut Material and Plating	Brass, Nickel
Coupling Nut Plating Specification	70μ in. minimum
Body Material and Plating	Brass, Nickel
Body Plating Specification	70μ in. minimum
Dielectric Type	Teflon

Compliance Certifications (visit www.Pasternack.com for current document)

RoHS Compliant	Yes
----------------	-----

Click the following link (or enter part number in "SEARCH" on website) to obtain additional part information including price, inventory and certifications: [RP BNC Female Connector Clamp/Solder Attachment For RG55, RG58, RG141, RG142, RG223, RG400 PE4736](#)

The information contained in this document is accurate to the best of our knowledge and representative of the part described herein. It may be necessary to make modifications to the part and/or the documentation of the part, in order to implement improvements. Pasternack reserves the right to make such changes as required. Unless otherwise stated, all specifications are nominal.



RP BNC Female Connector Clamp/Solder Attachment
For RG55, RG58, RG141, RG142, RG223, RG400

TECHNICAL DATA SHEET

PE4736

Plotted and Other Data

Notes:

Values at 25 °C, sea level

RP BNC Female Connector Clamp/Solder Attachment For RG55, RG58, RG141, RG142, RG223, RG400 from Pasternack Enterprises has same day shipment for domestic and International orders. Our RF, microwave and fiber optic products maintain a 99% availability and are part of the broadest selection in the industry.

Click the following link (or enter part number in "SEARCH" on website) to obtain additional part information including price, inventory and certifications: [RP BNC Female Connector Clamp/Solder Attachment For RG55, RG58, RG141, RG142, RG223, RG400 PE4736](http://www.pasternack.com/bnc-female-reverse-polarity-rg55-rg58-rg141-rg142-rg223-rg400-connector-pe4736-p.aspx)

URL: <http://www.pasternack.com/bnc-female-reverse-polarity-rg55-rg58-rg141-rg142-rg223-rg400-connector-pe4736-p.aspx>

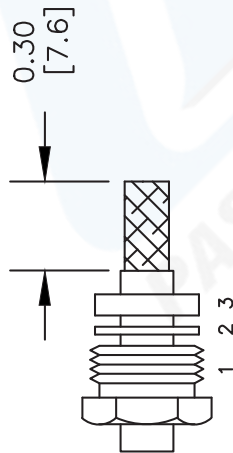
The information contained in this document is accurate to the best of our knowledge and representative of the part described herein. It may be necessary to make modifications to the part and/or the documentation of the part, in order to implement improvements. Pasternack reserves the right to make such changes as required. Unless otherwise stated, all specifications are nominal.

PE4736 CAD Drawing

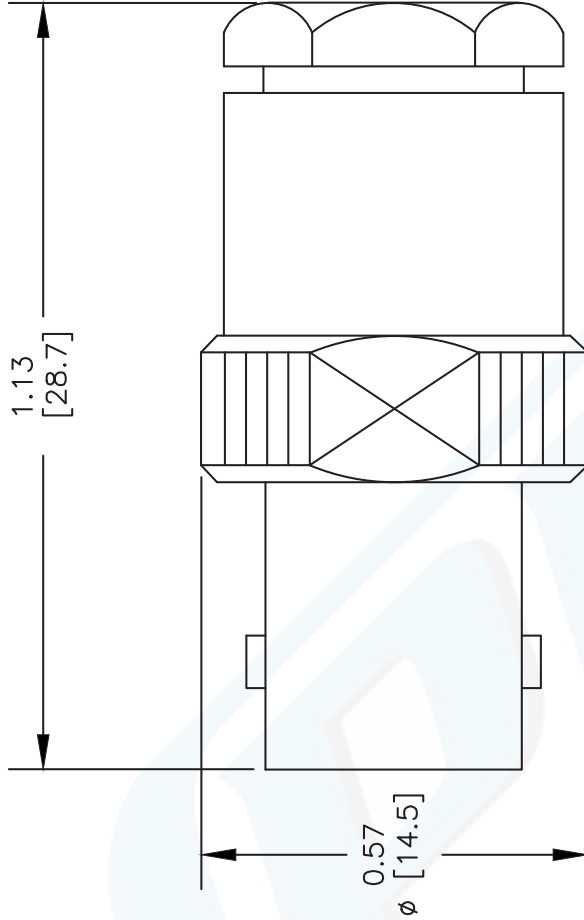
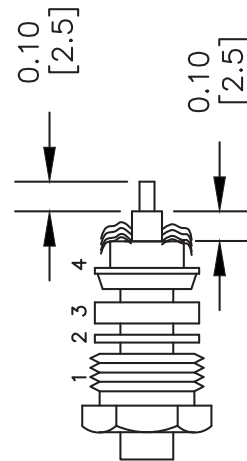
RP BNC Female Connector Clamp/Solder Attachment For
RG55, RG58, RG141, RG142, RG223, RG400

ASSEMBLY PROCEDURES

1. SLIDE CLAMP NUT (1), WASHER (2) & GASKET (3) OVER CABLE. STRIP CABLE AS SHOWN. DO NOT NICK BRAID WHILE CUTTING JACKET. TAPER END OF BRAID TO PERMIT ASSEMBLY OF BRAID CLAMP (4). SLIDE BRAID CLAMP (4) OVER BRAID & SEAT AGAINST CABLE.



2. FORM BRAID OVER CLAMP NUT (4). TRIM BRAID BACK TO SHOULDER. CUT DIELECTRIC & CENTER CONDUCTOR TO DIMENSION SHOWN. DO NOT NICK CENTER CONDUCTOR. SOLDER CONTACT TO CENTER CONDUCTOR. REMOVE EXCESS SOLDER. DO NOT OVER HEAT DIELECTRIC. INSERT CABLE ASSEMBLY INTO BODY & TIGHTEN.



Pasternack Enterprises, Inc.
P.O. Box 16759 | Irvine | CA | 92623
Phone: (949) 261-1920 | Fax: (949) 261-7451
Website: www.pasternack.com | E-Mail: sales@pasternack.com

DWG TITLE

PE4736

NOTES:
1. UNLESS OTHERWISE SPECIFIED ALL DIMENSIONS ARE NOMINAL.
2. ALL SPECIFICATIONS ARE SUBJECT TO CHANGE WITHOUT NOTICE AT ANY TIME.
3. DIMENSIONS ARE IN INCHES [mm].
4. FITS MIL-C-17 AND EQUIVALENT CABLES.

FSCM NO. 53919

CAD FILE 060502

SCALE N/A

SIZE A

XXXX