

0 dB Fixed Attenuator, 2.92mm Male to
2.92mm Female Passivated Stainless Steel
Body Rated to 1 Watt Up to 40 GHz



PE7088-0

Features

- Bidirectional
- DC to 40 GHz Frequency Range
- Attenuation 0 dB
- Deviation -0.8 dB
- Max Power 1 Watts (CW)
- VSWR < 1.4:1

Applications

- Instrumentation
- Precision measurements
- Prototyping and characterization
- Production systems

Description

Pasternack carries a wide range of fixed attenuators with a broad selection of attenuation levels, frequency ranges, and power dissipation ranges. RF microwave attenuators (also known as RF pads) lower the amplitude of a signal (attenuate) a known amount and can be used in a wide variety of applications. These attenuator pads are used when a signal needs to be reduced to protect measurement equipment or other circuitry, to extend the range of power meters and amplifiers, and to impedance match circuits by reducing the VSWR seen by adjacent components. RF attenuators can prevent signal overload in amplifiers, receivers and detectors, adjusting the signal level to a range that is optimal.

Few RF components are as commonly used as fixed coaxial attenuators, and Pasternack carries one of the largest in-stock varieties and ships them same day. The 0 dB Fixed Attenuator PE7088-0 is rated to 1 Watt and operates from DC to 40 GHz. The versatile coaxial package uses 2.92mm male to 2.92mm female connectors and is also REACH and RoHS compliant.

Electrical Specifications

Description	Minimum	Typical	Maximum	Units
Frequency Range	DC		40	GHz
Impedance		50		Ohms
Nominal Attenuation		0		dB
VSWR			1.4:1	
Input Power, CW			1	Watt
derated linearly from 1W @ 25°C to .1W @ 125°C				

Specifications by Frequency

Description	F1	F2	F3	F4	F5	Units
Frequency Range	DC to 18	18 to 40				GHz
VSWR, Max	1.3:1	1.4:1				

Electrical Specification Notes:


Typical deviation from nominal attenuation: -0.5 dB (DC to 26.5 GHz), -0.8 dB (26.5 to 40 GHz).

Mechanical Specifications

Size

Length	0.87 in [22.1 mm]
Width/Diameter	0.312 in [7.92 mm]
Height	0.312 in [7.92 mm]
Weight	0.0141 lbs [6.4 g]

0 dB Fixed Attenuator, 2.92mm Male to
2.92mm Female Passivated Stainless Steel
Body Rated to 1 Watt Up to 40 GHz



PE7088-0

Body Material and Plating	Passivated Stainless Steel
Configuration	
Design	Fixed, Bidirectional
Package Style	Connectorized Module

Connectors

Description	Connector 1	Connector 2
Type	2.92mm Male	2.92mm Female
Contact Material and Plating	Beryllium Copper, Gold	Beryllium Copper, Gold
Contact Plating Specification	MIL-PRF-39012	MIL-PRF-39012
Coupling Nut Material and Plating	Passivated Stainless Steel	
Hex Size	5/16 Inch	
Torque	8 in-lbs 0.9 Nm	
Body Material and Plating	Passivated Stainless Steel	Passivated Stainless Steel

Mechanical Specification Notes:
The connectors use high temperature plastic bead dielectric.

Environmental Specifications

Temperature	
Operating Range	-55 to +125 deg C

Compliance Certifications (see [product page](#) for current document)

Plotted and Other Data

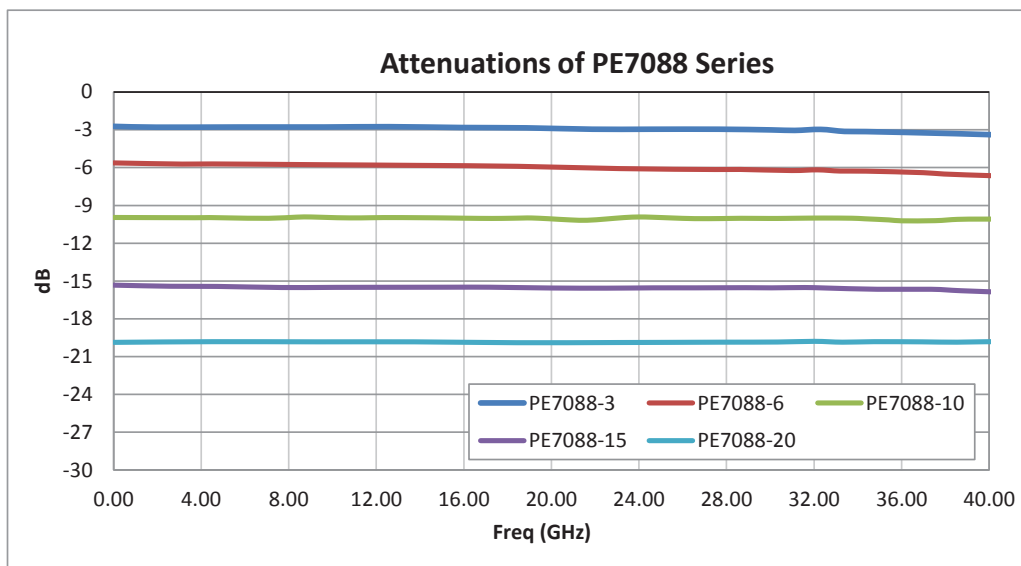
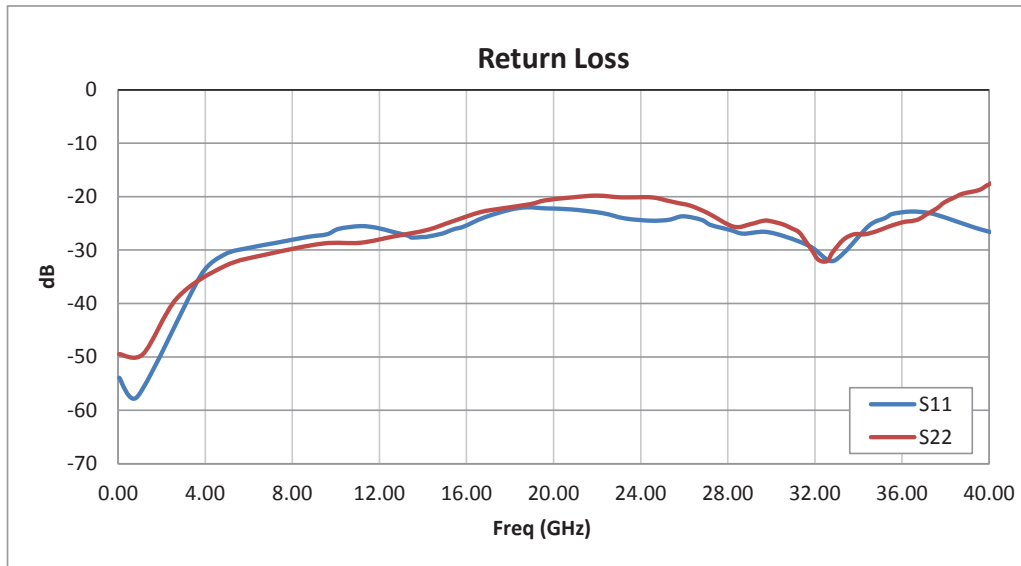
Notes:

0 dB Fixed Attenuator, 2.92mm Male to
2.92mm Female Passivated Stainless Steel
Body Rated to 1 Watt Up to 40 GHz



PE7088-0

Typical Performance Data



0 dB Fixed Attenuator, 2.92mm Male to
2.92mm Female Passivated Stainless Steel
Body Rated to 1 Watt Up to 40 GHz



PE7088-0

0 dB Fixed Attenuator, 2.92mm Male to 2.92mm Female Passivated Stainless Steel Body Rated to 1 Watt Up to 40 GHz from Pasternack Enterprises has same day shipment for domestic and International orders. Our RF, microwave and millimeter wave products maintain a 99.4% availability and are part of the broadest selection in the industry.

Click the following link (or enter part number in "SEARCH" on website) to obtain additional part information including price, inventory and certifications: [0 dB Fixed Attenuator, 2.92mm Male to 2.92mm Female Passivated Stainless Steel Body Rated to 1 Watt Up to 40 GHz PE7088-0](#)

URL: <https://www.pasternack.com/0db-fixed-2.92mm-male-2.92mm-female-1-watt-attenuator-pe7088-0-p.aspx>

The information contained within this document is accurate to the best of our knowledge and representative of the part described herein. It may be necessary to make modifications to the part and/or the documentation of the part in order to implement improvements. Pasternack Enterprises reserves the right to make such changes as required. Unless otherwise stated, all specifications are nominal. Pasternack Enterprises does not make any representation or warranty regarding the suitability of the part described herein for any particular purpose, and Pasternack Enterprises does not assume liability arising out of the use of any part or document.