

## TTL Controlled Programmable Attenuator, 95 dB, from 30 MHz to 3 GHz, 1 dB Steps, SMA Female



### PE70A5007

#### Features

- 7 Bit Programmable Attenuator
- 30 to 3000 MHz Bandwidth
- 0-95 dB attenuation
- 1 dB Step Size
- 50 Ohms
- Switching Speed: 0.7 microseconds typ
- Insertion Loss: 6.0 dB max
- Attenuation Accuracy: +/- 1 dB typ
- DC Bias: +5 Vdc @ 50 mA
- SMA female connectors

#### Applications

- Electronic Warfare
- Test & Measurement
- Military and Wireless Communications Systems
- Military & Space
- Radar

#### Description

The PE70A5007 is a 7 Bit Programmable Attenuator which operates over the frequency range of 30 MHz to 3000 MHz. The 50 ohm design supports TTL control logic and has an attenuation range that covers 0 to 95 dB in 1 dB steps. Attenuation steps are 1, 2, 4, 8, 16, 32, and 32 dB. Insertion loss is 6 dB maximum with a maximum RF input power +20 dBm. Additional typical performance includes +/- 1.0 dB attenuation accuracy and switching speed of 0.7 microseconds. The DC supply is +5 Vdc @ 50 mA. The compact and rugged package design supports SMA female RF input/output connectors, and a 10 pin male connector socket for DC and TTL controls. A mating DC cable connector plug assembly (model PE3C4220-24) is available in stock as an accessory. The PE70A5007 has an operational temperature range of -40°C to +85°C.

#### Electrical Specifications (Values at +25°C, sea level)

Description	Min	Typ	Max	Unit
Frequency Range	0.03		3	GHz
Impedance		50		Ohms
Attenuation Range	0		95	dB
Insertion Loss			6	dB
VSWR			2.2:1	
Survial Power Average -40 to +85 deg C			+25	dBm
Power Handling Capacity			+20	dBm
Accuracy of Attenuation				
1 dB to 7 dB		±0.5		dB
8 dB to 11 dB		±1		dB
12 dB to 95 dB is ±1.25 dB or 3% which- ever is greater		±1.25		dB
Step Size		1		dB
Switching Time		1		us
Logic Input "0" (Bit Off)	0		1.5	Volts
Logic Input "1" (Bit On)	2		5	Volts

TTL Controlled Programmable Attenuator, 95 dB,  
from 30 MHz to 3 GHz, 1 dB Steps, SMA Female



## PE70A5007

### Performance by Frequency

Description	F1	F2	F3	F4	F5	Units
Frequency Range	0.03-0.03	0.03-3				GHz
Insertion Loss, Typ	3.5	4.2				dB

Electrical Specification Notes:

1, 2, 4, 8, 16, 32, and 32 dB bit Steps

### Mechanical Specifications

#### Size

Length	0 in [0 mm]
Width	0 in [0 mm]
Height	0 in [0 mm]
Weight	0.24 lbs [108.86 g]
Connector 1	SMA Female
Connector 2	SMA Female

### Environmental Specifications

#### Temperature

Operating Range	-40 to +85 deg C
Storage Range	-65 to +150 deg C

**Compliance Certifications** (see [product page](#) for current document)

### Plotted and Other Data

Notes:

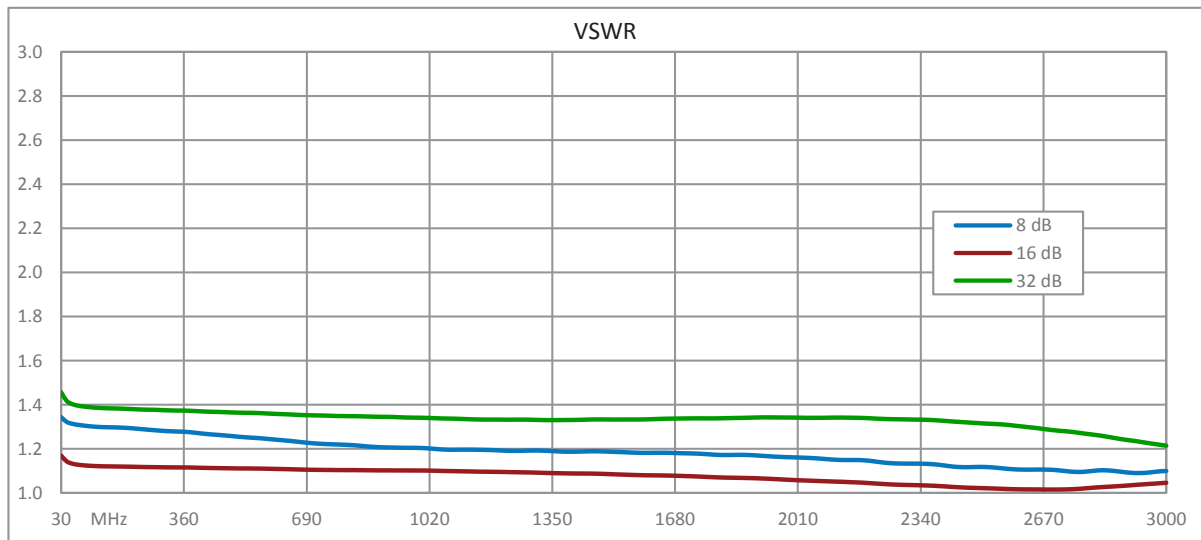
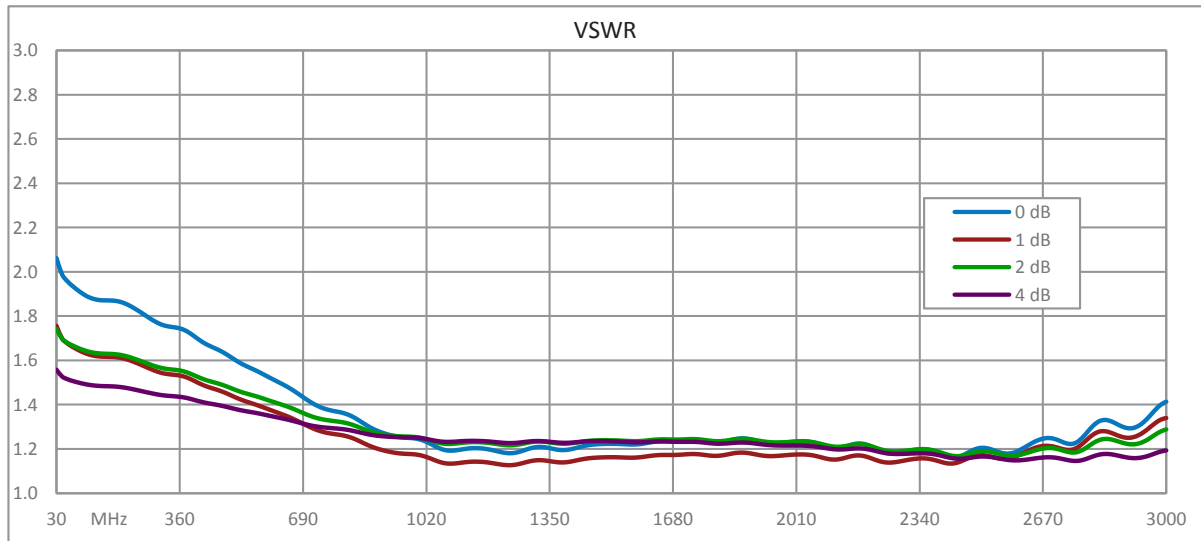
- Values at 25 °C, sea level
- ESD Sensitive Material, Transport material in Approved ESD bags. Handle only in approved ESD Workstation.

TTL Controlled Programmable Attenuator, 95 dB,  
from 30 MHz to 3 GHz, 1 dB Steps, SMA Female



## PE70A5007

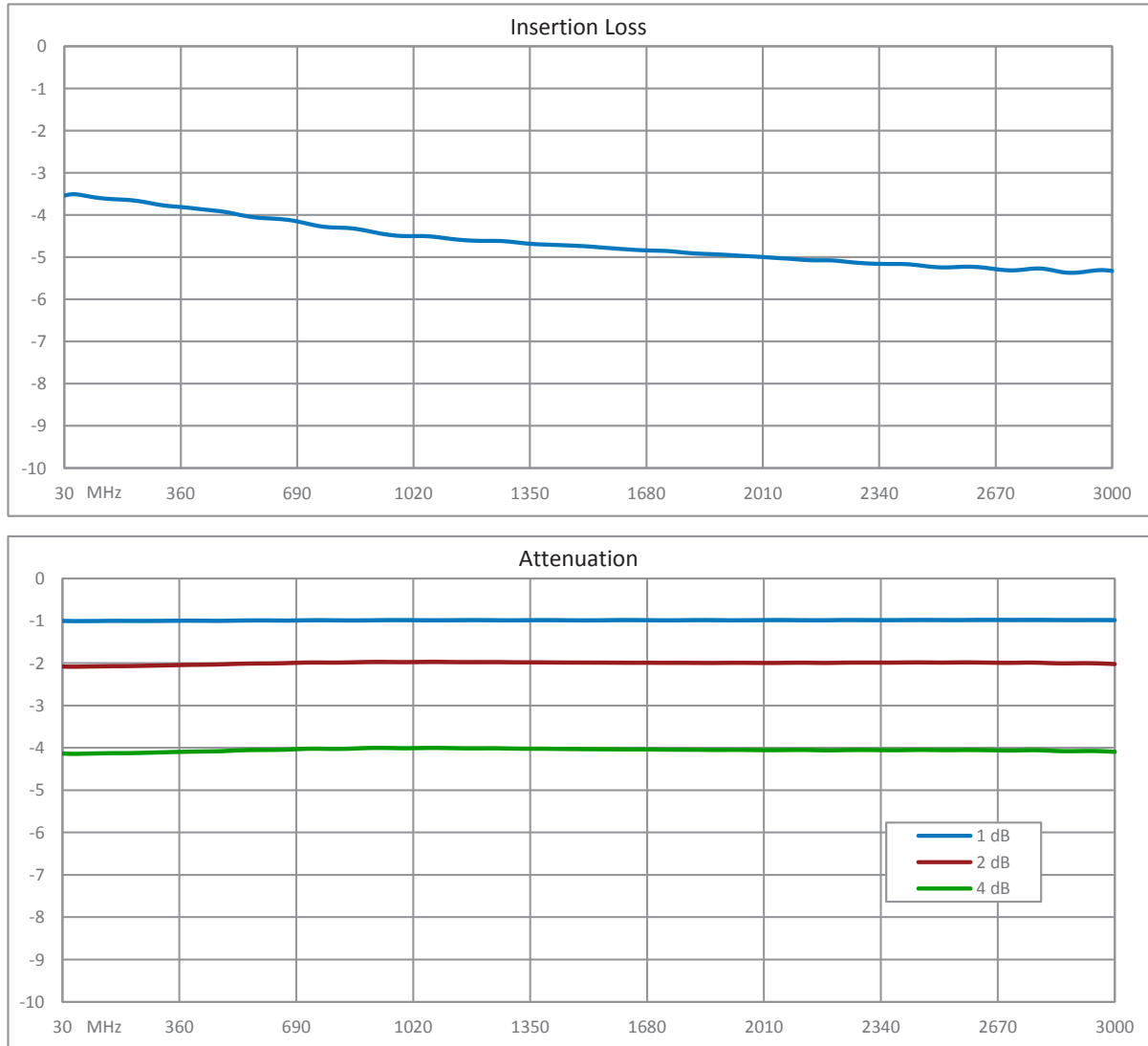
### Typical Performance Data



TTL Controlled Programmable Attenuator, 95 dB,  
from 30 MHz to 3 GHz, 1 dB Steps, SMA Female



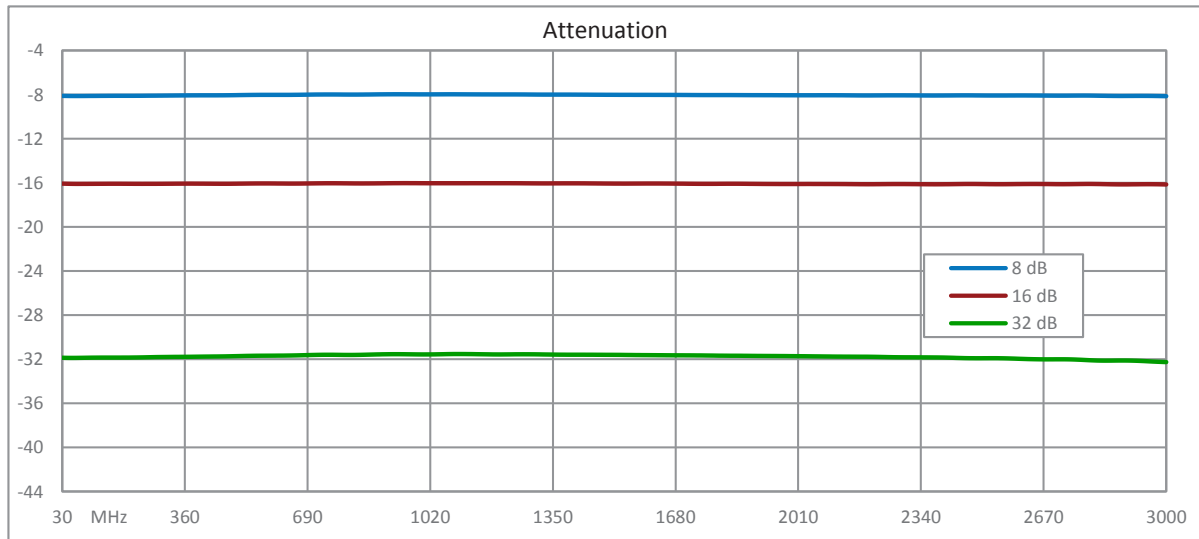
## PE70A5007



TTL Controlled Programmable Attenuator, 95 dB,  
from 30 MHz to 3 GHz, 1 dB Steps, SMA Female



## PE70A5007



TTL Controlled Programmable Attenuator, 95 dB, from 30 MHz to 3 GHz, 1 dB Steps, SMA Female from Pasternack Enterprises has same day shipment for domestic and International orders. Our RF, microwave and millimeter wave products maintain a 99.4% availability and are part of the broadest selection in the industry.

Click the following link (or enter part number in "SEARCH" on website) to obtain additional part information including price, inventory and certifications: [TTL Controlled Programmable Attenuator, 95 dB, from 30 MHz to 3 GHz, 1 dB Steps, SMA Female PE70A5007](https://www.pasternack.com/95db-ttl-controlled-sma-female-sma-female-0-watts-attenuator-pe70a5007-p.aspx)

URL: <https://www.pasternack.com/95db-ttl-controlled-sma-female-sma-female-0-watts-attenuator-pe70a5007-p.aspx>

The information contained within this document is accurate to the best of our knowledge and representative of the part described herein. It may be necessary to make modifications to the part and/or the documentation of the part in order to implement improvements. Pasternack Enterprises reserves the right to make such changes as required. Unless otherwise stated, all specifications are nominal. Pasternack Enterprises does not make any representation or warranty regarding the suitability of the part described herein for any particular purpose, and Pasternack Enterprises does not assume liability arising out of the use of any part or document.

PE70A5007 CAD Drawing

TTL Controlled Programmable Attenuator, 95 dB, from 30 MHz to 3 GHz, 1 dB Steps, SMA Female

