



Transfer Electromechanical Relay Latching Switch
 DC to 40 GHz, 2.92mm, 10 Watts, 30V Indicator,
 28V Control with Indicators, Self Cut Off

Electromechanical Relay Switches Technical Data Sheet

PE71S6071

Features

- Transfer Relay Switch
- DC to 40 GHz Frequency Range
- 2.5M Cycle Min Operating Life
- 10 Watt Avg Power Max
- -40 to +85 Deg C Operating Temperature
- Insertion Loss 0.8 dB Max
- VSWR 1.9:1 Max

Applications

- High Performance Relay Switch
- Military Communications
- Communications Systems
- Test & Measurement

Description

The PE71S6071 is a Transfer Electromechanical Relay Switch that operates from DC to 40 GHz and can handle up to 80 Watts of CW input power in a Break Before Make condition. The design features a Latching Actuator with Position Indicators and Self Cut Off circuitry and is rated for 2.5M Life Cycles for high reliability operation. Insertion loss is specified from 0.3 dB max and Isolation from 70 dB min, with +28 Vdc operating voltage. Performance is guaranteed over -40°C to +85°C and the switch assembly is RoHS and REACH compliant. The package interface uses solder terminals and 2.92mm Female connectors.

Electrical Specifications

Switch Type	Transfer, Reflective
Actuator Type	Latching
Switching Sequence	Break before Make
Actuator Options	Indicators, Self Cut Off
Polarity	Negative Common
Indicator Rating	1 Watts / 30 Volts / 100 mA
Self Cut-Off Time	40 ms < CT < 120 ms

Description	Minimum	Typical	Maximum	Units
Frequency Range	DC		40	GHz
Impedance		50		Ohms
Operating Voltage	24	28	30	Volts
Actuating Current @ 28 Volts		125		mA
VSWR			1.9:1	
Insertion Loss			0.8	dB
Isolation	50			dB
Input Power (CW)			10	Watts

Click the following link (or enter part number in "SEARCH" on website) to obtain additional part information including price, inventory and certifications: [Transfer Electromechanical Relay Latching Switch DC to 40 GHz, 2.92mm, 10 Watts, 30V Indicator, 28V Control with Indicators, Self Cut Off PE71S6071](#)



Transfer Electromechanical Relay Latching Switch
DC to 40 GHz, 2.92mm, 10 Watts, 30V Indicator,
28V Control with Indicators, Self Cut Off

Electromechanical Relay Switches Technical Data

PE71S6071

Performance by Frequency

Description	F1	F2	F3	F4	F5	Units
Frequency Range	DC to 6	6 to 12.4	12.4 to 18	18 to 26.5	26.5 to 40	GHz
VSWR, Max	1.3:1	1.4:1	1.5:1	1.7:1	1.9:1	
Insertion Loss, Max	0.3	0.4	0.5	0.7	0.8	dB
Isolation, Min	70	60	60	55	50	dB
Input Power, Max (CW)	80	60	50	20	10	Watts

Electrical Specification Notes:
Average Power and Actuating Current values at 25°C.

Mechanical Specifications

Size

Length	1.53 in [38.86 mm]
Width/Diameter	1.27 in [32.26 mm]
Height	1.33 in [33.78 mm]
Weight	0.19 lbs [86.18 g]
Package Type	Connectorized Module
Operating Life	2,500,000 Cycles
Switching Time	15 ms Max

Connectors

RF Connector Type	2.92mm Female
RF Connector Specification	MIL C 39012
Control Connector	Solder Pins

Mechanical Specification Notes:
Solder Pins: 250°C max/30sec.

Environmental Specifications

Temperature

Operating Range	-40 to +85 deg C
Storage Range	-55 to +85 deg C
Construction	Splashproof
Shock	MIL-STD-202, Method 213B, Cond.G

Click the following link (or enter part number in "SEARCH" on website) to obtain additional part information including price, inventory and certifications: [Transfer Electromechanical Relay Latching Switch DC to 40 GHz, 2.92mm, 10 Watts, 30V Indicator, 28V Control with Indicators, Self Cut Off PE71S6071](#)



Transfer Electromechanical Relay Latching Switch
DC to 40 GHz, 2.92mm, 10 Watts, 30V Indicator,
28V Control with Indicators, Self Cut Off

Electromechanical Relay Switches Technical Data

PE71S6071

Vibration
ESD Sensitivity



Environmental Specification Notes:
Environmental specifications are guaranteed but not tested.

Compliance Certifications (visit www.Pasternack.com for current document)

RoHS Compliant

REACH Compliant

MIL-STD-202, Method 204D, Cond.C
ESD Sensitive Material. Transport material in approved
ESD bags. Handle in approved ESD Workstation.

12/17/2014

Plotted and Other Data

Notes:

- Values shown are typical at 25°C.

Click the following link (or enter part number in "SEARCH" on website) to obtain additional part information including price, inventory and certifications: [Transfer Electromechanical Relay Latching Switch DC to 40 GHz, 2.92mm, 10 Watts, 30V Indicator, 28V Control with Indicators, Self Cut Off PE71S6071](#)

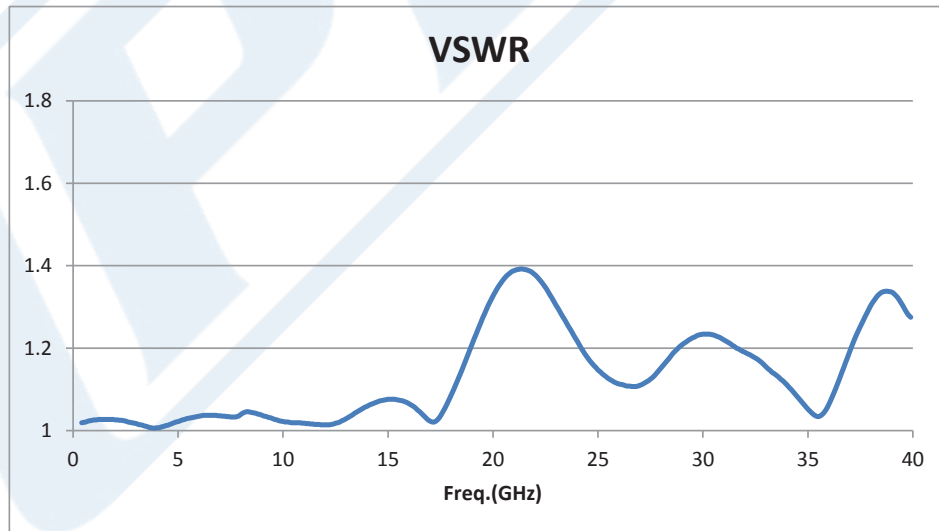
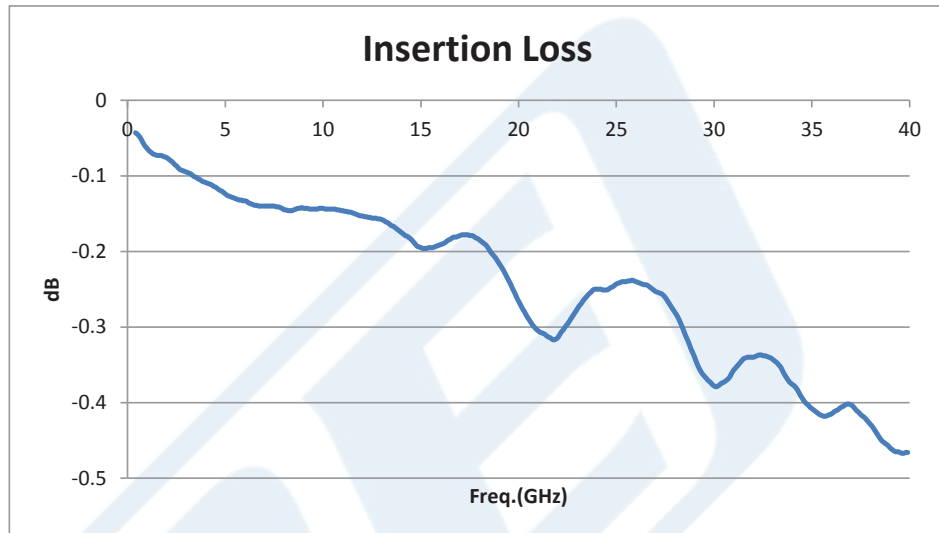


Transfer Electromechanical Relay Latching Switch
DC to 40 GHz, 2.92mm, 10 Watts, 30V Indicator,
28V Control with Indicators, Self Cut Off

Electromechanical Relay Switches Technical Data

PE71S6071

Typical Performance Data



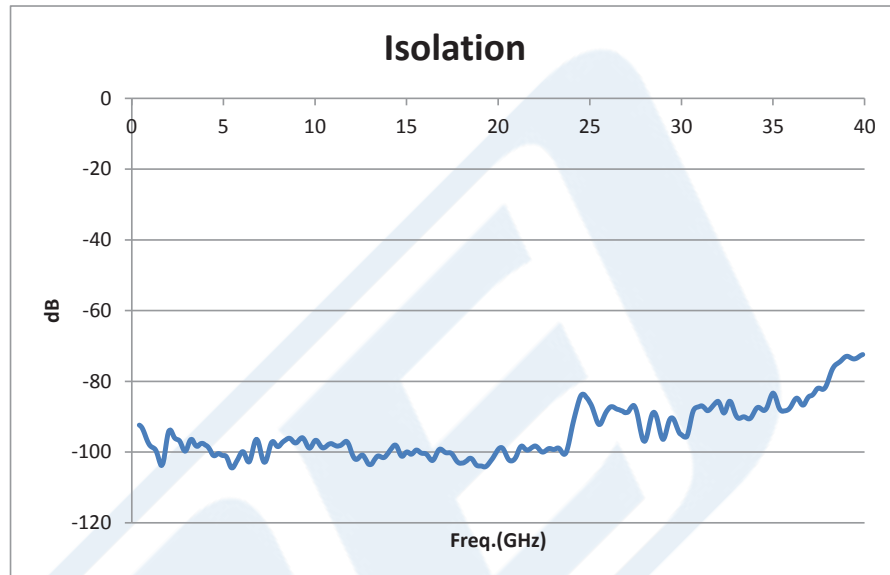
Click the following link (or enter part number in "SEARCH" on website) to obtain additional part information including price, inventory and certifications: [Transfer Electromechanical Relay Latching Switch DC to 40 GHz, 2.92mm, 10 Watts, 30V Indicator, 28V Control with Indicators, Self Cut Off PE71S6071](#)



Transfer Electromechanical Relay Latching Switch
DC to 40 GHz, 2.92mm, 10 Watts, 30V Indicator,
28V Control with Indicators, Self Cut Off

Electromechanical Relay Switches Technical Data

PE71S6071



Click the following link (or enter part number in "SEARCH" on website) to obtain additional part information including price, inventory and certifications: [Transfer Electromechanical Relay Latching Switch DC to 40 GHz, 2.92mm, 10 Watts, 30V Indicator, 28V Control with Indicators, Self Cut Off PE71S6071](#)



Transfer Electromechanical Relay Latching Switch
DC to 40 GHz, 2.92mm, 10 Watts, 30V Indicator,
28V Control with Indicators, Self Cut Off

Electromechanical Relay Switches Technical Data

PE71S6071

Transfer Electromechanical Relay Latching Switch DC to 40 GHz, 2.92mm, 10 Watts, 30V Indicator, 28V Control with Indicators, Self Cut Off from Pasternack Enterprises has same day shipment for domestic and International orders. Our RF, microwave and millimeter wave products maintain a 99% availability and are part of the broadest selection in the industry.

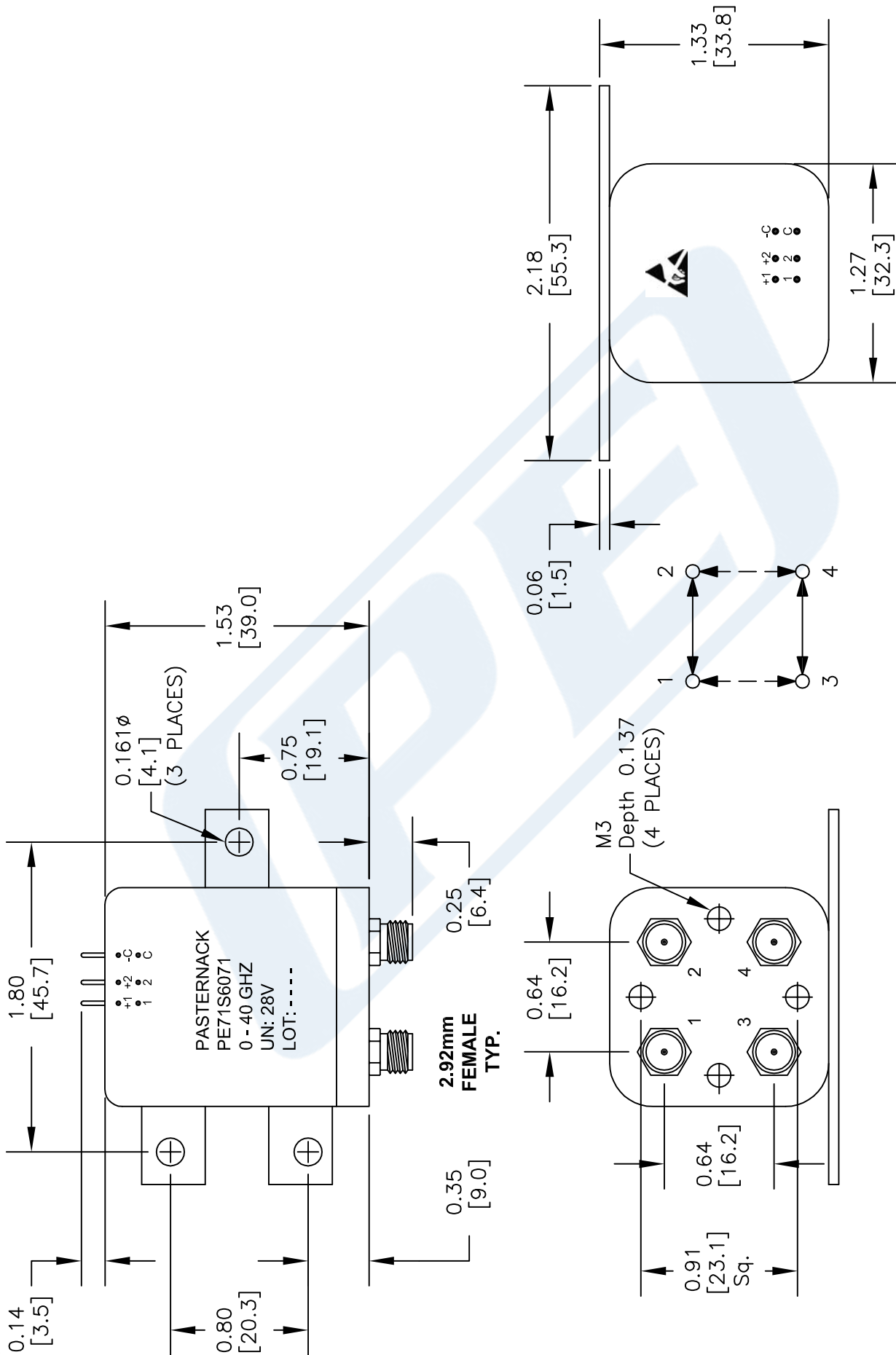
Click the following link (or enter part number in "SEARCH" on website) to obtain additional part information including price, inventory and certifications: [Transfer Electromechanical Relay Latching Switch DC to 40 GHz, 2.92mm, 10 Watts, 30V Indicator, 28V Control with Indicators, Self Cut Off PE71S6071](http://www.pasternack.com/sma-transfer-electromechanical-relay-switch-40-ghz-indicators-pe71s6071-p.aspx)

URL: <http://www.pasternack.com/sma-transfer-electromechanical-relay-switch-40-ghz-indicators-pe71s6071-p.aspx>

The information contained in this document is accurate to the best of our knowledge and representative of the part described herein. It may be necessary to make modifications to the part and/or the documentation of the part, in order to implement improvements. Pasternack reserves the right to make such changes as required. Unless otherwise stated, all specifications are nominal. Pasternack does not make any representation or warranty regarding the suitability of the part described herein for any particular purpose, and Pasternack does not assume any liability arising out of the use of any part or documentation.

PE71S6071 CAD Drawing

Transfer Electromechanical Relay Latching Switch DC to 40 GHz, 2.92mm, 10 Watts, 30V Indicator, 28V Control with Indicators, Self Cut Off



NOTES:
 1. UNLESS OTHERWISE SPECIFIED ALL DIMENSIONS ARE NOMINAL.
 2. ALL SPECIFICATIONS ARE SUBJECT TO CHANGE WITHOUT NOTICE AT ANY TIME.
 3. DIMENSIONS ARE IN INCHES [mm].

DWG TITLE
PE71S6071

PE PASTERNAK
 THE ENGINEER'S RF SOURCE
 Pasternack Enterprises, Inc.
 P.O. Box 16759 | Irvine | CA | 92623
 Phone: (949) 261-1920 | Fax: (949) 261-7451
 Website: www.pasternack.com | E-Mail: sales@pasternack.com

FSCM NO. 53919

CAD FILE 081514

SCALE N/A

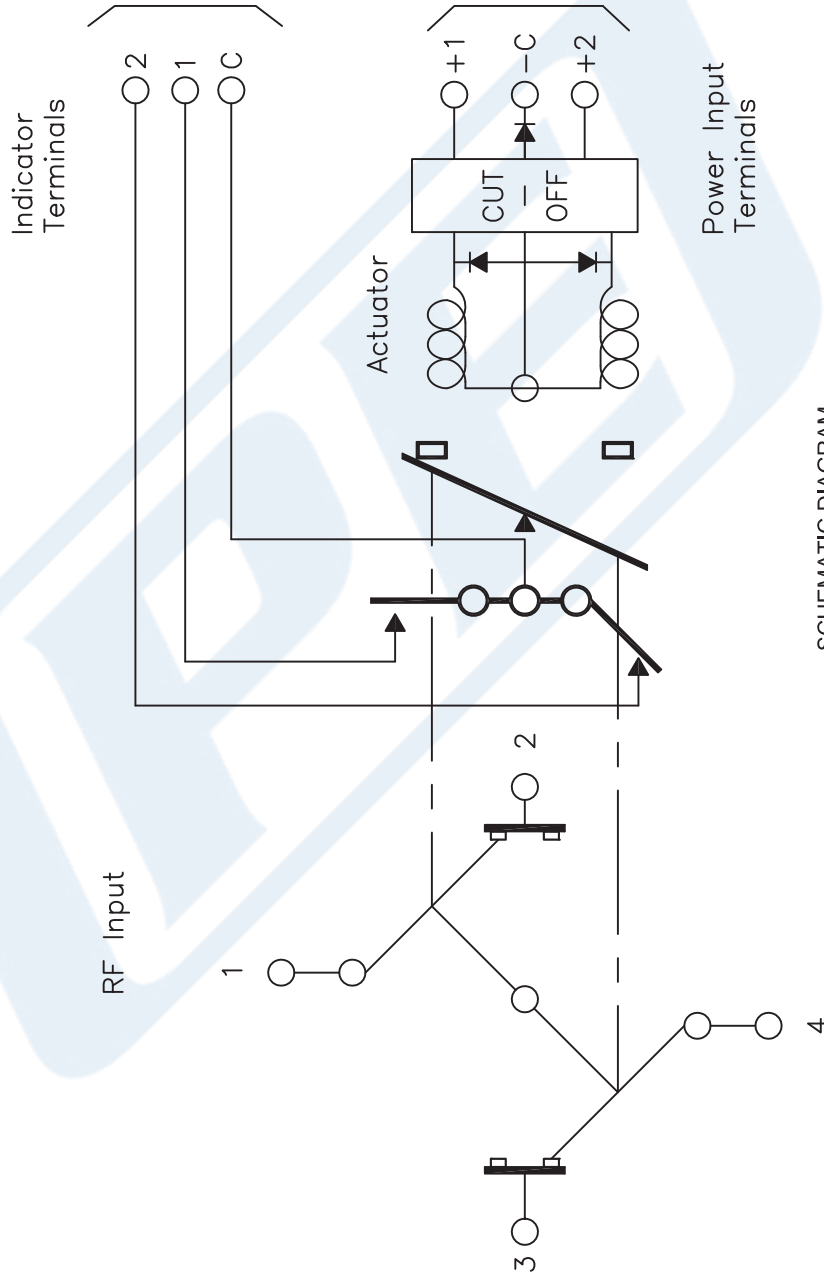
SIZE A

150

PE71S6071 CAD Drawing

Transfer Electromechanical Relay Latching Switch DC to 40 GHz, 2.92mm,
10 Watts, 30V Indicator, 28V Control with Indicators, Self Cut Off

Voltage	RF Continuity	Indicator
- C + 1	1 ↔ 3 2 ↔ 4	C . 1
- C + 2	1 ↔ 2 3 ↔ 4	C . 2



SCHEMATIC DIAGRAM

DWG TITLE

PE71S6071

NOTES:
1. UNLESS OTHERWISE SPECIFIED ALL DIMENSIONS ARE NOMINAL.
2. ALL SPECIFICATIONS ARE SUBJECT TO CHANGE WITHOUT NOTICE AT ANY TIME.
3. DIMENSIONS ARE IN INCHES [mm].

(PE) PASTERNAK®
THE ENGINEER'S RF SOURCE
Pasternack Enterprises, Inc.
P.O. Box 16759 | Irvine | CA | 92623
Phone: (949) 261-1920 | Fax: (949) 261-7451
Website: www.pasternack.com | E-Mail: sales@pasternack.com

FSCM NO. 53919

CAD FILE 081514

SCALE N/A

SIZE A

150