



SPDT Electromechanical Relay Latching Switch  
 DC to 40 GHz, 2.92mm, 10 Watts, 12V Control,  
 Indicators, TTL, Self Cut Off, Diodes

## Electromechanical Relay Switches Technical Data Sheet

**PE71S6108**

### Features

- Single Pole Double Throw Relay Switch
- DC to 40 GHz Frequency Range
- 1M Cycle Min Operating Life
- Latching Actuator
- Self Cut Off, TTL Logic Driver, Position Indicators, Suppression Diodes
- Insertion Loss 0.8 dB max
- Isolation 55 dB min
- 10 Watts Avg Power Max
- Switching Sequence Break Before Make

### Applications

- Test & Measurement
- Communications System
- Instrumentation
- Suitable for Aircraft

### Description

The PE71S6108 is a Single Pole Double Throw Electromechanical Relay Switch that operates from DC to 40 GHz and has a rating of 10 Watts input power (CW) in a Break Before Make condition. The design features a Latching Actuator with Self Cut Off circuitry, TTL Logic Driver, Position Indicators, Suppression Diodes and is rated for 1M Life Cycles for high reliability operation. Insertion loss is specified from 0.2 dB max and Isolation from 70 dB min, with +12 Vdc operating voltage and performance is guaranteed over -35°C to +85°C. The package interface uses solder terminals and 2.92mm Female connectors.

### Electrical Specifications

Switch Type	SPDT, Reflective
Actuator Type	Latching
Switching Sequence	Break Before Make
Actuator Options	Indicators, TTL Logic, Self Cut Off, Diodes
TTL Control	on: 2.4 to 5 Volts off: 0 to 0.8 Volts

Description	Minimum	Typical	Maximum	Units
Frequency Range	DC		40	GHz
Impedance		50		Ohms
Operating Voltage	10.8	12	13.2	Volts
Actuating Current @ 12 Volts			160	mA
VSWR			1.9:1	
Insertion Loss			0.8	dB
Isolation	55			dB
Input Power (CW) (at 40 GHz)			10	Watts

Click the following link (or enter part number in "SEARCH" on website) to obtain additional part information including price, inventory and certifications: [SPDT Electromechanical Relay Latching Switch DC to 40 GHz, 2.92mm, 10 Watts, 12V Control, Indicators, TTL, Self Cut Off, Diodes PE71S6108](#)



SPDT Electromechanical Relay Latching Switch  
 DC to 40 GHz, 2.92mm, 10 Watts, 12V Control,  
 Indicators, TTL, Self Cut Off, Diodes

## Electromechanical Relay Switches Technical Data

**PE71S6108**

### Performance by Frequency

Description	F1	F2	F3	F4	F5	Units
Frequency Range	DC to 6	6 to 12	12 to 18	18 to 26.5	26.5 to 40	GHz
VSWR, Max	1.2:1	1.4:1	1.5:1	1.7:1	1.9:1	
Insertion Loss, Max	0.2	0.4	0.5	0.7	0.8	dB
Isolation, Min	70	60	60	55	55	dB

### Mechanical Specifications

#### Size

Length	1.92 in [48.77 mm]
Width/Diameter	1.5 in [38.1 mm]
Height	0.52 in [13.21 mm]
Weight	0.136 lbs [61.69 g]
Body Material and Plating	Aluminum
Package Type	Connectorized Module
Operating Life	1,000,000 Cycles
Switching Time	15 ms Max

#### Connectors

RF Connector Type	2.92mm Female
RF Connector Contact Material and Plating	Beryllium Copper, Gold
RF Connector Body Material and Plating	Passivated Stainless Steel
Control Connector	Solder Pin

### Environmental Specifications

#### Temperature

Operating Range	-35 to +85 deg C
ESD Sensitivity	ESD Sensitive Material. Transport material in Approved ESD bags. Handle in approved ESD Workstation.



Environmental Specification Notes:  
 Designed to meet MIL-E-5400 and MIL-S-3928

### Compliance Certifications (visit [www.Pasternack.com](http://www.Pasternack.com) for current document)

Not RoHS Compliant

### Plotted and Other Data

Notes:

Click the following link (or enter part number in "SEARCH" on website) to obtain additional part information including price, inventory and certifications: [SPDT Electromechanical Relay Latching Switch DC to 40 GHz, 2.92mm, 10 Watts, 12V Control, Indicators, TTL, Self Cut Off, Diodes PE71S6108](#)

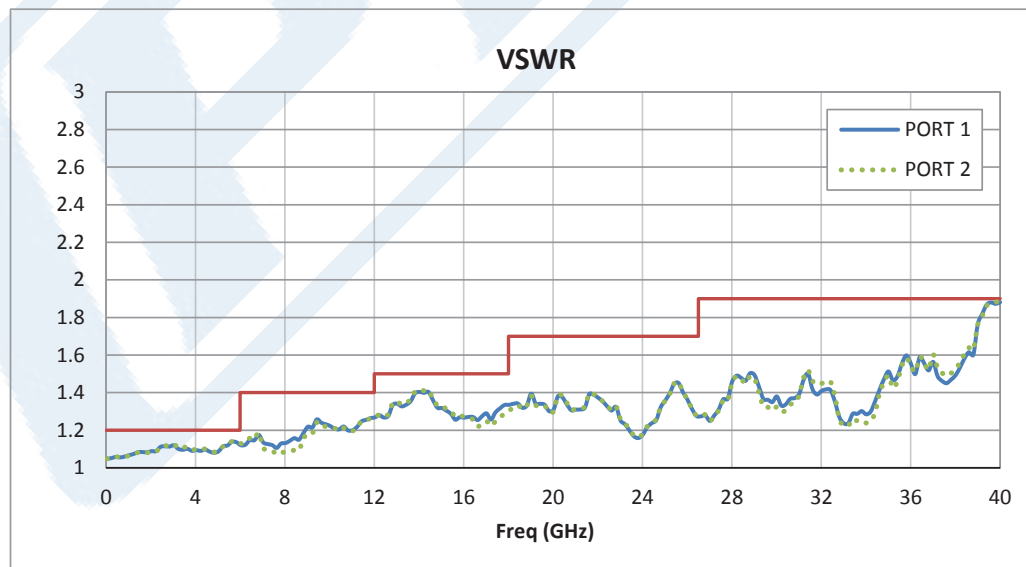
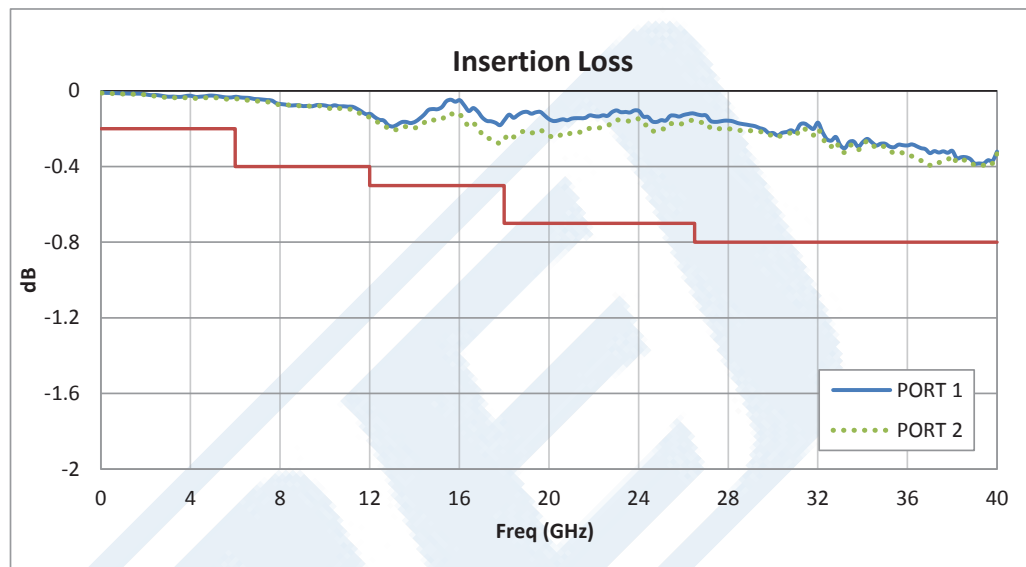
SPDT Electromechanical Relay Latching Switch  
DC to 40 GHz, 2.92mm, 10 Watts, 12V Control,  
Indicators, TTL, Self Cut Off, Diodes



## Electromechanical Relay Switches Technical Data

**PE71S6108**

### Typical Performance Data



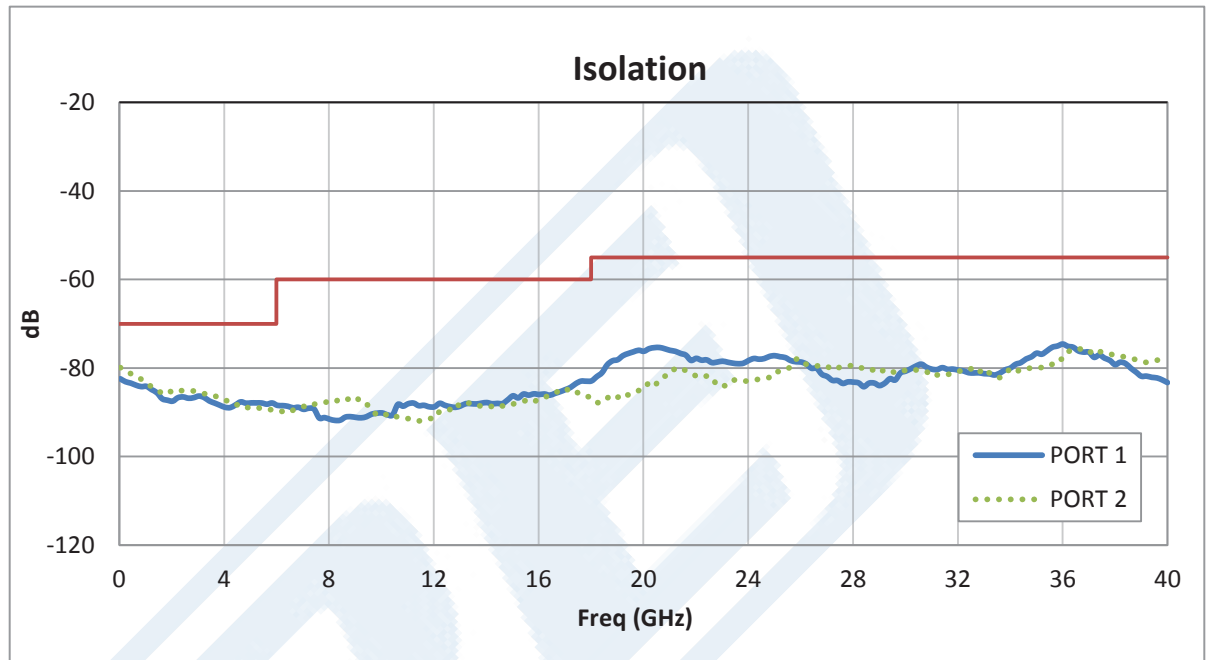
Click the following link (or enter part number in "SEARCH" on website) to obtain additional part information including price, inventory and certifications: [SPDT Electromechanical Relay Latching Switch DC to 40 GHz, 2.92mm, 10 Watts, 12V Control, Indicators, TTL, Self Cut Off, Diodes PE71S6108](#)



SPDT Electromechanical Relay Latching Switch  
DC to 40 GHz, 2.92mm, 10 Watts, 12V Control,  
Indicators, TTL, Self Cut Off, Diodes

## Electromechanical Relay Switches Technical Data

**PE71S6108**



SPDT Electromechanical Relay Latching Switch DC to 40 GHz, 2.92mm, 10 Watts, 12V Control, Indicators, TTL, Self Cut Off, Diodes from Pasternack Enterprises has same day shipment for domestic and International orders. Our RF, microwave and millimeter wave products maintain a 99% availability and are part of the broadest selection in the industry.

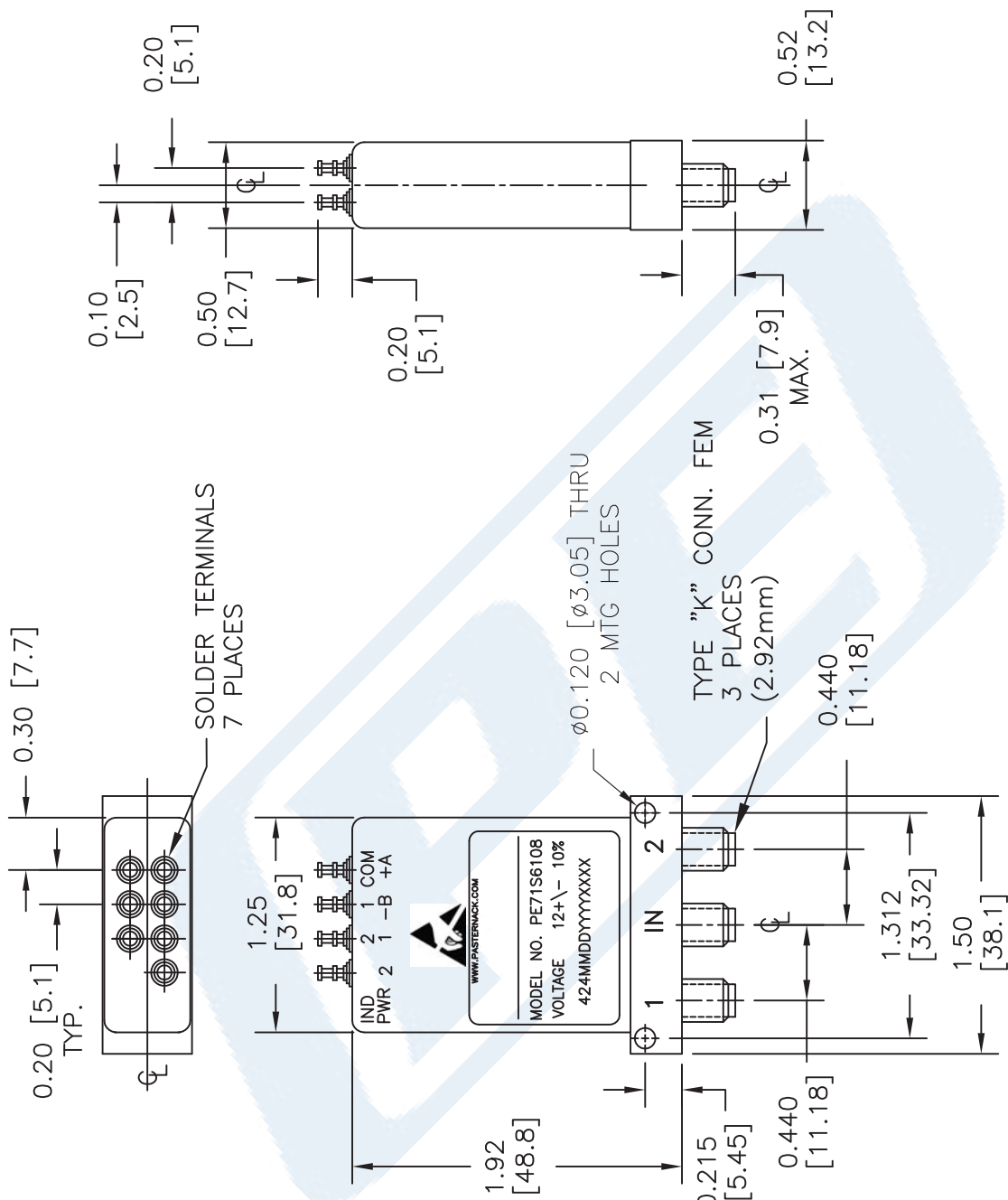
Click the following link (or enter part number in "SEARCH" on website) to obtain additional part information including price, inventory and certifications: [SPDT Electromechanical Relay Latching Switch DC to 40 GHz, 2.92mm, 10 Watts, 12V Control, Indicators, TTL, Self Cut Off, Diodes PE71S6108](http://www.pasternack.com/2.92mm-spdt-electromechanical-relay-switch-40-ghz-indicators-latching-ttl-logic-pe71s6108-p.aspx)

URL: <http://www.pasternack.com/2.92mm-spdt-electromechanical-relay-switch-40-ghz-indicators-latching-ttl-logic-pe71s6108-p.aspx>

The information contained in this document is accurate to the best of our knowledge and representative of the part described herein. It may be necessary to make modifications to the part and/or the documentation of the part, in order to implement improvements. Pasternack reserves the right to make such changes as required. Unless otherwise stated, all specifications are nominal. Pasternack does not make any representation or warranty regarding the suitability of the part described herein for any particular purpose, and Pasternack does not assume any liability arising out of the use of any part or documentation.

# PE71S6108 CAD Drawing

SPDT Electromechanical Relay Latching Switch DC to 40 GHz, 2.92mm, 10 Watts, 12V Control, Indicators, TTL, Self Cut Off, Diodes



UNLESS OTHERWISE SPECIFIED DIMENSIONS ARE IN INCHES. TOLERANCES ARE:

DECIMALS	ANGLES	FRACTIONS
.XX ±.03	± 1°	± 1/16
.XXX ±.010		

HOLE DIAMETER	TOLERANCE
.0135 TO .125	+ .004 / - .001
.126 TO .250	+ .005 / - .001
.251 TO .500	+ .006 / - .001
.501 TO .750	+ .008 / - .001
.751 TO 1.000	+ .010 / - .001
1.001 TO 2.000	+ .012 / - .001

\* THESE DIMENSIONS AND TOLERANCES SUPERSEDE NOTE #1 ON TITLE BLOCK.

NOTES:  
 1. UNLESS OTHERWISE SPECIFIED ALL DIMENSIONS ARE NOMINAL.  
 2. ALL SPECIFICATIONS ARE SUBJECT TO CHANGE WITHOUT NOTICE AT ANY TIME.  
 3. DIMENSIONS ARE IN INCHES [mm].

DWG TITLE  
**PE71S6108**

FSCM NO. 53919

CAD FILE 031315

SCALE N/A

SIZE A

200

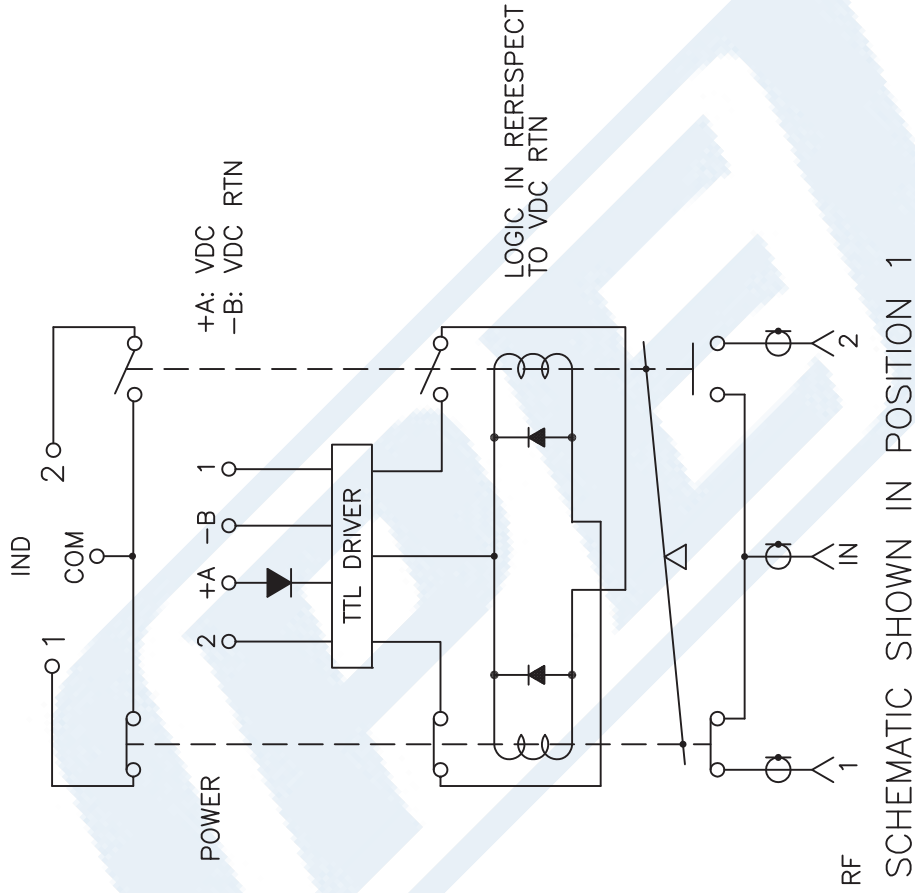
**PE PASTERNAK**  
 THE ENGINEER'S RF SOURCE

Pasternack Enterprises, Inc.  
 P.O. Box 16759 | Irvine | CA | 92623

Phone: (949) 261-1920 | Fax: (949) 261-7451  
 Website: www.pasternack.com | E-Mail: sales@pasternack.com

# PE71S6108 CAD Drawing

SPDT Electromechanical Relay Latching Switch DC to 40 GHz, 2.92mm,  
10 Watts, 12V Control, Indicators, TTL, Self Cut Off, Diodes



DWG TITLE

**PE71S6108**

NOTES:  
1. UNLESS OTHERWISE SPECIFIED ALL DIMENSIONS ARE NOMINAL.  
2. ALL SPECIFICATIONS ARE SUBJECT TO CHANGE WITHOUT NOTICE AT ANY TIME.  
3. DIMENSIONS ARE IN INCHES [mm].

FSCM NO. 53919

CAD FILE 031315

SCALE N/A

SIZE A

200

**PE PASTERNAK**  
THE ENGINEER'S RF SOURCE

Pasternack Enterprises, Inc.  
P.O. Box 16759 | Irvine | CA | 92623  
Phone: (949) 261-1920 | Fax: (949) 261-7451  
Website: www.pasternack.com | E-Mail: sales@pasternack.com