



SPDT Electromechanical Relay Failsafe Switch DC to 18 GHz, SMA, 20 Watts, 12V Control

Electromechanical Relay Switches Technical Data Sheet

PE71S6326

Features

- Single Pole Double Throw (SPDT) Relay Switch
- DC to 18 GHz Frequency Range
- 1M Cycle Operating Life Min
- Failsafe Actuator
- Insertion Loss 0.4 dB max
- Isolation 60 dB min
- 20 Watts Avg Power Max
- Switching Sequence Break Before Make

Applications

- Test & Measurement
- Military Communication
- Commercial Communication
- Wireless Communications
- SATCOM
- Military Electronic Systems
- RF Test Stations

Description

The PE71S6326 is a Single Pole Double Throw (SPDT) RF Coaxial Relay Switch that operates from DC to 18 GHz and can handle up to 20 Watts of CW input power at 18 GHz in a Break Before Make condition. The design features a Failsafe Actuator and is rated for 1M Life Cycles. Insertion Loss is specified from 0.4 dB max and Isolation from 60 dB min, with +12 Vdc operating voltage. Performance is guaranteed over -55°C to +85°C. The package interface uses solder terminals and SMA female connectors.

Electrical Specifications

Switch Type	SPDT, Reflective
Actuator Type	Failsafe
Switching Sequence	Break Before Make

Description	Minimum	Typical	Maximum	Units
Frequency Range	DC		18	GHz
Impedance		50		Ohms
Operating Voltage		12		Volts
Actuating Current @ 12 Volts		300		mA
Input Power (CW) (18 GHz)			20	Watts

Performance by Frequency

Description	F1	F2	F3	F4	F5	Units
Frequency Range	DC to 4	4 to 8	8 to 12	12 to 18		GHz
VSWR, Max	1.25:1	1.25:1	1.3:1	1.35:1		
Insertion Loss, Max	0.2	0.25	0.3	0.4		dB
Isolation, Min	80	75	70	60		dB

Click the following link (or enter part number in "SEARCH" on website) to obtain additional part information including price, inventory and certifications: [SPDT Electromechanical Relay Failsafe Switch DC to 18 GHz, SMA, 20 Watts, 12V Control PE71S6326](#)



SPDT Electromechanical Relay Failsafe Switch
DC to 18 GHz, SMA, 20 Watts, 12V Control

Electromechanical Relay Switches Technical Data

PE71S6326

Mechanical Specifications

Size

Length	1.25 in [31.75 mm]
Width/Diameter	1.25 in [31.75 mm]
Height	0.5 in [12.7 mm]
Weight	0.14 lbs [63.5 g]
Body Material and Plating	Aluminum, Nickel
Package Type	Connectorized
Operating Life	1,000,000 Cycles
Switching Time	15 ms Max

Connectors

RF Connector Type	SMA Female
RF Connector Contact Material and Plating	Beryllium Copper, Gold
RF Connector Body Material and Plating	Passivated Stainless Steel
Control Connector	Solder Pin

Environmental Specifications

Temperature

Operating Range	-55 to +85 deg C
ESD Sensitivity	ESD Sensitive Material, Transport material in Approved ESD bags. Handle only in ESD Workstation.



Compliance Certifications (see [product page](#) for current document)

Plotted and Other Data

Notes:

Click the following link (or enter part number in "SEARCH" on website) to obtain additional part information including price, inventory and certifications: [SPDT Electromechanical Relay Failsafe Switch DC to 18 GHz, SMA, 20 Watts, 12V Control PE71S6326](#)

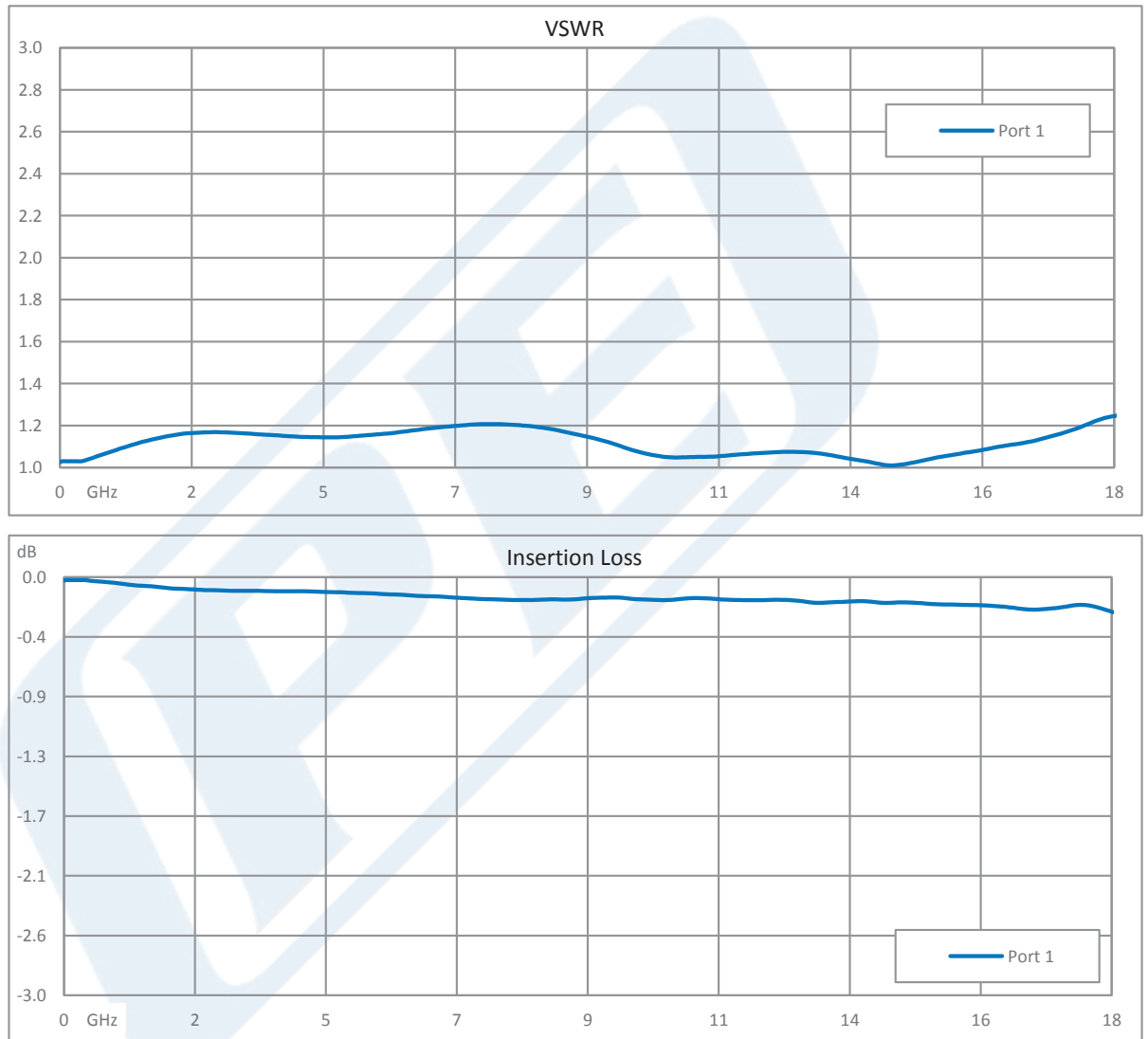


SPDT Electromechanical Relay Failsafe Switch
DC to 18 GHz, SMA, 20 Watts, 12V Control

Electromechanical Relay Switches Technical Data

PE71S6326

Typical Performance Data



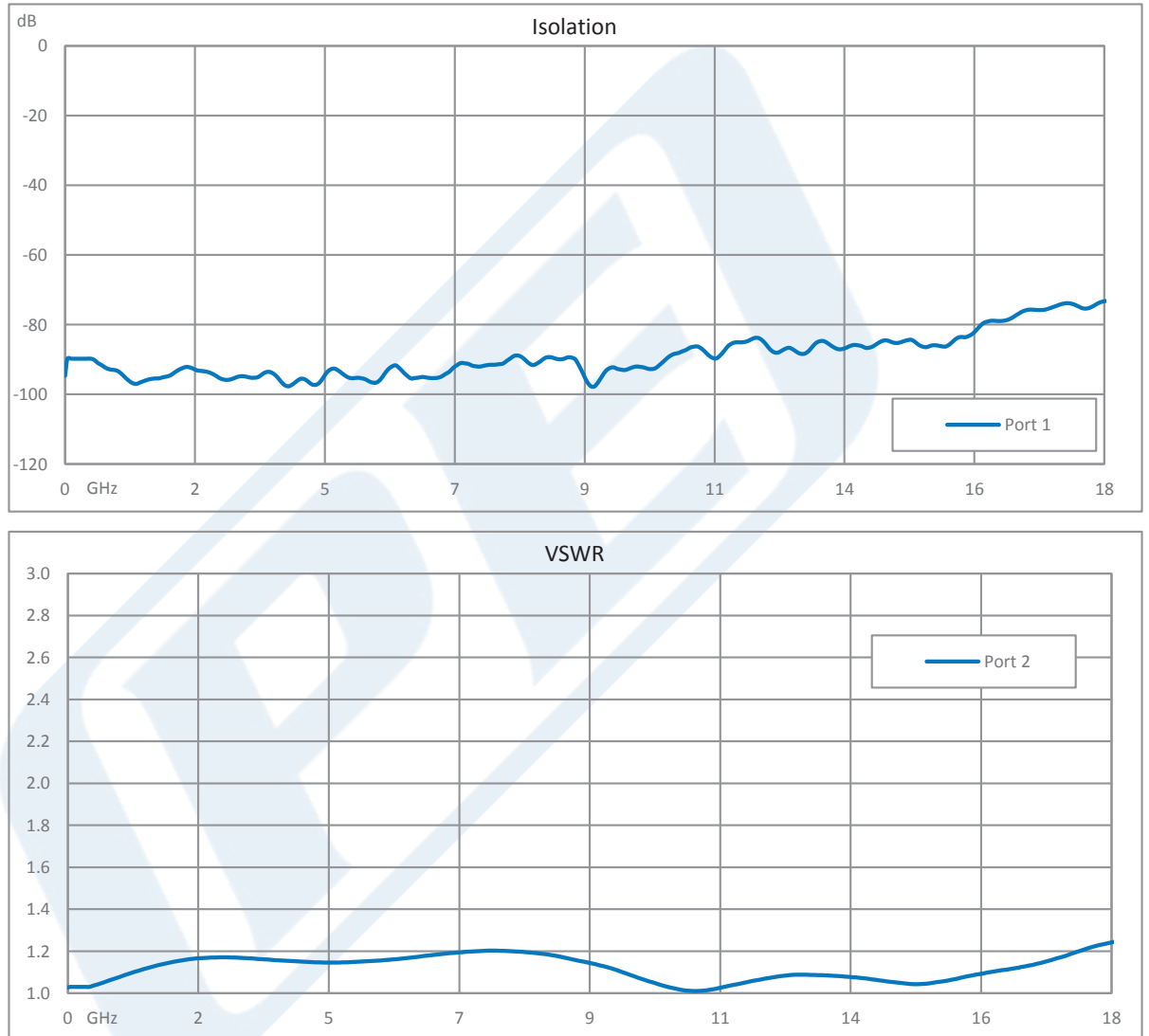
Click the following link (or enter part number in "SEARCH" on website) to obtain additional part information including price, inventory and certifications: [SPDT Electromechanical Relay Failsafe Switch DC to 18 GHz, SMA, 20 Watts, 12V Control PE71S6326](#)



SPDT Electromechanical Relay Failsafe Switch
DC to 18 GHz, SMA, 20 Watts, 12V Control

Electromechanical Relay Switches Technical Data

PE71S6326



Click the following link (or enter part number in "SEARCH" on website) to obtain additional part information including price, inventory and certifications: [SPDT Electromechanical Relay Failsafe Switch DC to 18 GHz, SMA, 20 Watts, 12V Control PE71S6326](#)



SPDT Electromechanical Relay Failsafe Switch DC to 18 GHz, SMA, 20 Watts, 12V Control

Electromechanical Relay Switches Technical Data

PE71S6326

SPDT Electromechanical Relay Failsafe Switch DC to 18 GHz, SMA, 20 Watts, 12V Control from Pasternack Enterprises has same day shipment for domestic and International orders. Our RF, microwave and millimeter wave products maintain a 99% availability and are part of the broadest selection in the industry.

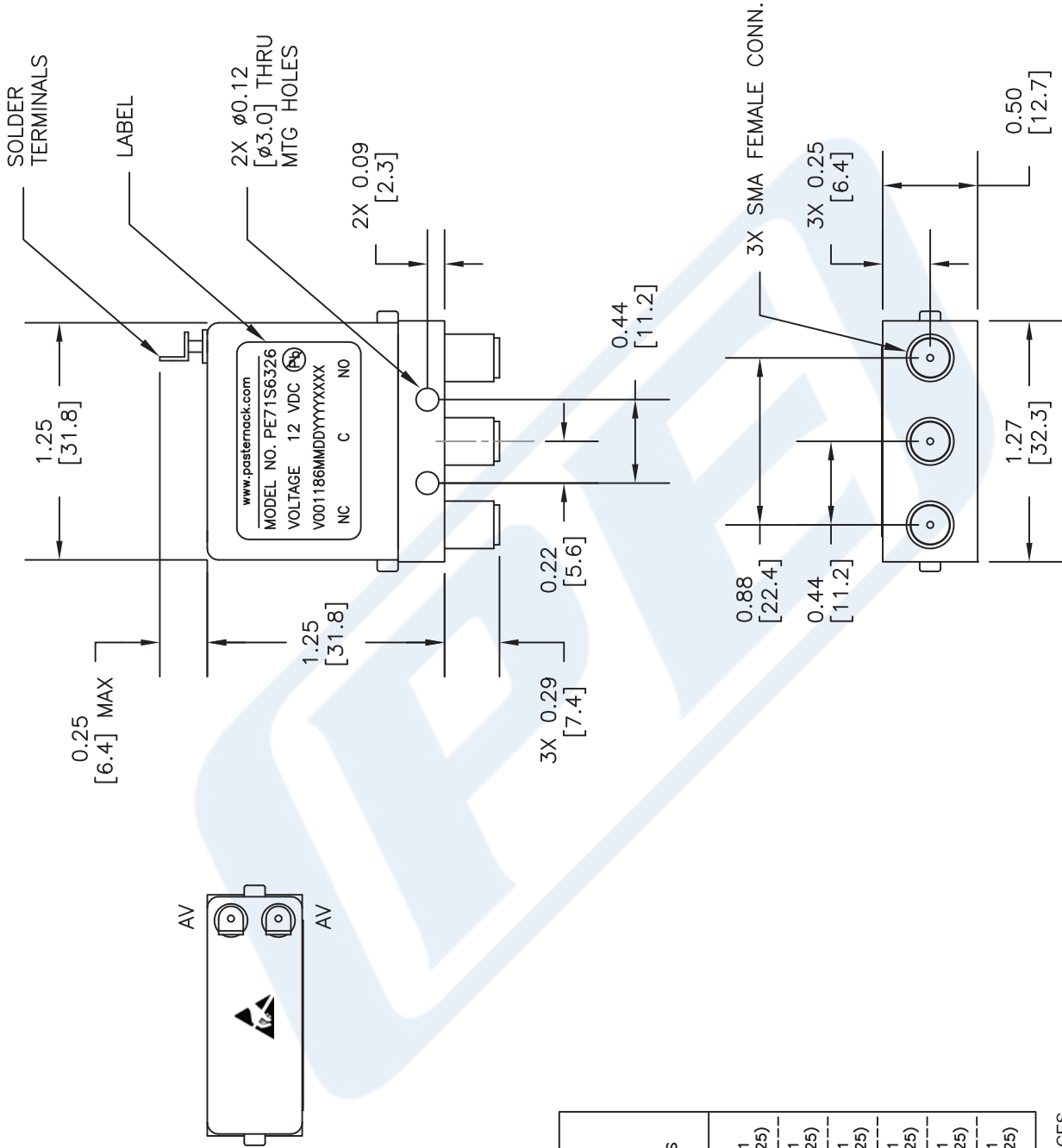
Click the following link (or enter part number in "SEARCH" on website) to obtain additional part information including price, inventory and certifications: [SPDT Electromechanical Relay Failsafe Switch DC to 18 GHz, SMA, 20 Watts, 12V Control PE71S6326](https://www.pasternack.com/sma-spdt-electromechanical-relay-failsafe-switch-pe71s6326-p.aspx)

URL: <https://www.pasternack.com/sma-spdt-electromechanical-relay-failsafe-switch-pe71s6326-p.aspx>

The information contained in this document is accurate to the best of our knowledge and representative of the part described herein. It may be necessary to make modifications to the part and/or the documentation of the part, in order to implement improvements. Pasternack reserves the right to make such changes as required. Unless otherwise stated, all specifications are nominal. Pasternack does not make any representation or warranty regarding the suitability of the part described herein for any particular purpose, and Pasternack does not assume any liability arising out of the use of any part or documentation.

PE71S6326 CAD Drawing

SPDT Electromechanical Relay Failsafe Switch DC to 18 GHz, SMA, 20 Watts, 12V Control



UNLESS OTHERWISE SPECIFIED DIMENSIONS ARE IN INCHES. TOLERANCES ARE:		ANGLES
DECIMALS		±1°
.XX ± .03 (0.76)		FRACTIONS
.XXX ± .010 (0.254)		±1/16
HOLE DIAMETER	TOLERANCE	
.0135 TO .125 (0.343 TO 3.175)	+0.004 TO -0.001 (+0.102 TO -0.025)	
.126 TO .250 (3.200 TO 6.350)	+0.005 TO -0.001 (+0.127 TO -0.025)	
.251 TO .500 (6.375 TO 12.700)	+0.006 TO -0.001 (+0.152 TO -0.025)	
.501 TO .750 (12.725 TO 19.050)	+0.008 TO -0.001 (+0.203 TO -0.025)	
.751 TO 1.000 (19.075 TO 25.400)	+0.010 TO -0.001 (+0.254 TO -0.025)	
1.001 TO 2.000 (25.425 TO 50.800)	+0.012 TO -0.001 (+0.305 TO -0.025)	

* THESE DIMENSIONS AND TOLERANCES SUPERSEDE NOTE #1 ON TITLE BLOCK.



Pasternack Enterprises, Inc.
 P.O. Box 16759 | Irvine | CA | 92623
Phone: (949) 261-1920 | **Fax:** (949) 261-7451
Website: www.pasternack.com | **E-Mail:** sales@pasternack.com

DWG TITLE

PE71S6326

NOTES:
 1. UNLESS OTHERWISE SPECIFIED ALL DIMENSIONS ARE NOMINAL.
 2. ALL SPECIFICATIONS ARE SUBJECT TO CHANGE WITHOUT NOTICE AT ANY TIME.
 3. DIMENSIONS ARE IN INCHES [mm].

FSCM NO. 53919

CAD FILE 120815

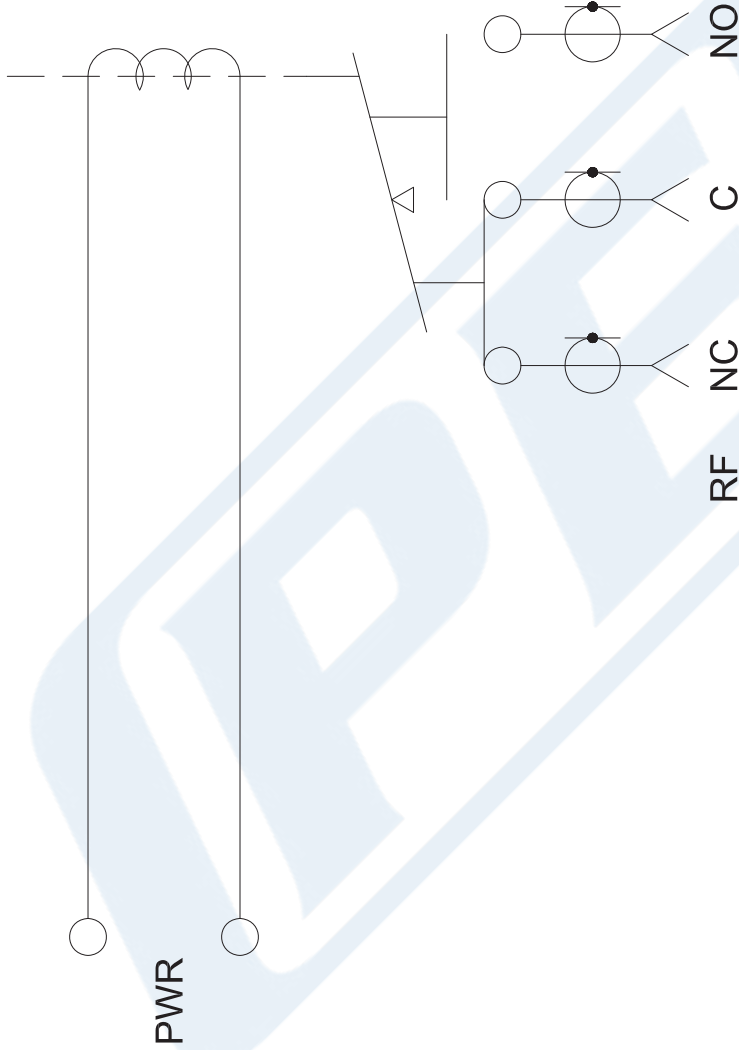
SCALE N/A

SIZE A

2233

PE71S6326 CAD Drawing

SPDT Electromechanical Relay Failsafe Switch DC to 18 GHz, SMA, 20 Watts, 12V Control



SCHEMATIC FAILSAFE SHOWN IN DE-ENERGIZED POSITION

DWG TITLE

PE71S6326

NOTES:
 1. UNLESS OTHERWISE SPECIFIED ALL DIMENSIONS ARE NOMINAL.
 2. ALL SPECIFICATIONS ARE SUBJECT TO CHANGE WITHOUT NOTICE AT ANY TIME.
 3. DIMENSIONS ARE IN INCHES [mm].

FSCM NO. 53919

CAD FILE 120815

SCALE N/A

SIZE A

2233



Pasternack Enterprises, Inc.
 P.O. Box 16759 | Irvine | CA | 92623
 Phone: (949) 261-1920 | Fax: (949) 261-7451
 Website: www.pasternack.com | E-Mail: sales@pasternack.com