



SP6T Electromechanical Relay Normally Open  
Switch, DC to 18 GHz, up to 90W, 28V, SMA

Electromechanical Relay Switches Technical Data Sheet

PE71S6409

**Features**

- Single Pole Six Throw
- DC to 18 GHz Frequency Range
- 2M Cycle Min Operating Life
- +28 Volt DC
- 60 Watt Avg Power
- Normally Open Actuator
- -25 to +70°C Operating Temperature
- Insertion Loss as low as 0.15 dB Max
- VSWR 1.4:1 Max
- SMA Female RF connectors
- Solder Pin DC control

**Applications**

- High Performance Relay Switch
- Military Communications
- Communications Systems
- Test & Measurement

**Description**

The PE71S6409 is a Single Pole Six Throw (SP6T) electromechanical relay switch that operates across a wide frequency range of DC to 18 GHz and can handle up to 60 Watts of CW input power in a break before make condition. The design features a Normally Open actuator and is rated for 2M life cycles for high reliability operation. Insertion loss is specified from 0.4 dB maximum and Isolation from 80 dB minimum. The Normally Open actuator has a +28 Vdc bias voltage, and operates over a temperature range of -25°C to +70°C. The rugged and compact package assembly supports SMA Female connectors and Solder Pins for command control capability. And for highly reliable operation, the model is guaranteed to meet MIL-STD-202 environmental test conditions for shock and random vibration.

**Electrical Specifications**

Switch Type SP6T  
Actuator Type Normally Open  
Switching Sequence Break before Make

Description	Minimum	Typical	Maximum	Units
Frequency Range	DC		18	GHz
Impedance		50		Ohms
Operating Voltage	26	28	30	Volts
Actuating Current @ 28 Volts		90		mA
VSWR		1.2:1	1.4:1	
Insertion Loss		0.15	0.4	dB
Isolation	80	80		dB
Input Power (CW)			60	Watts
Switching Time			20	ms Max

Click the following link (or enter part number in "SEARCH" on website) to obtain additional part information including price, inventory and certifications: [SP6T Electromechanical Relay Normally Open Switch, DC to 18 GHz, up to 90W, 28V, SMA PE71S6409](#)



SP6T Electromechanical Relay Normally Open  
Switch, DC to 18 GHz, up to 90W, 28V, SMA

## Electromechanical Relay Switches Technical Data

PE71S6409

### Performance by Frequency

Description	F1	F2	F3	F4	F5	Units
Frequency Range	DC to 6	6 to 12	12 to 18			GHz
VSWR, Max	1.2:1	1.3:1	1.4:1			
Insertion Loss, Max	0.15	0.25	0.4			dB
Isolation, Min	80	80	80			dB
Input Power, Typ (CW)	90	75	60			Watts

### Mechanical Specifications

#### Size

Package Type

Connectorized

Operating Life

2,000,000 Cycles

#### Connectors

RF Connector Type

SMA Female

Control Connector

Solder Pin

### Environmental Specifications

#### Temperature

Operating Range

-25 to +70 deg C

Storage Range

-55 to +100 deg C

**Compliance Certifications** (see [product page](#) for current document)

### Plotted and Other Data

Notes:

Click the following link (or enter part number in "SEARCH" on website) to obtain additional part information including price, inventory and certifications: [SP6T Electromechanical Relay Normally Open Switch, DC to 18 GHz, up to 90W, 28V, SMA PE71S6409](#)

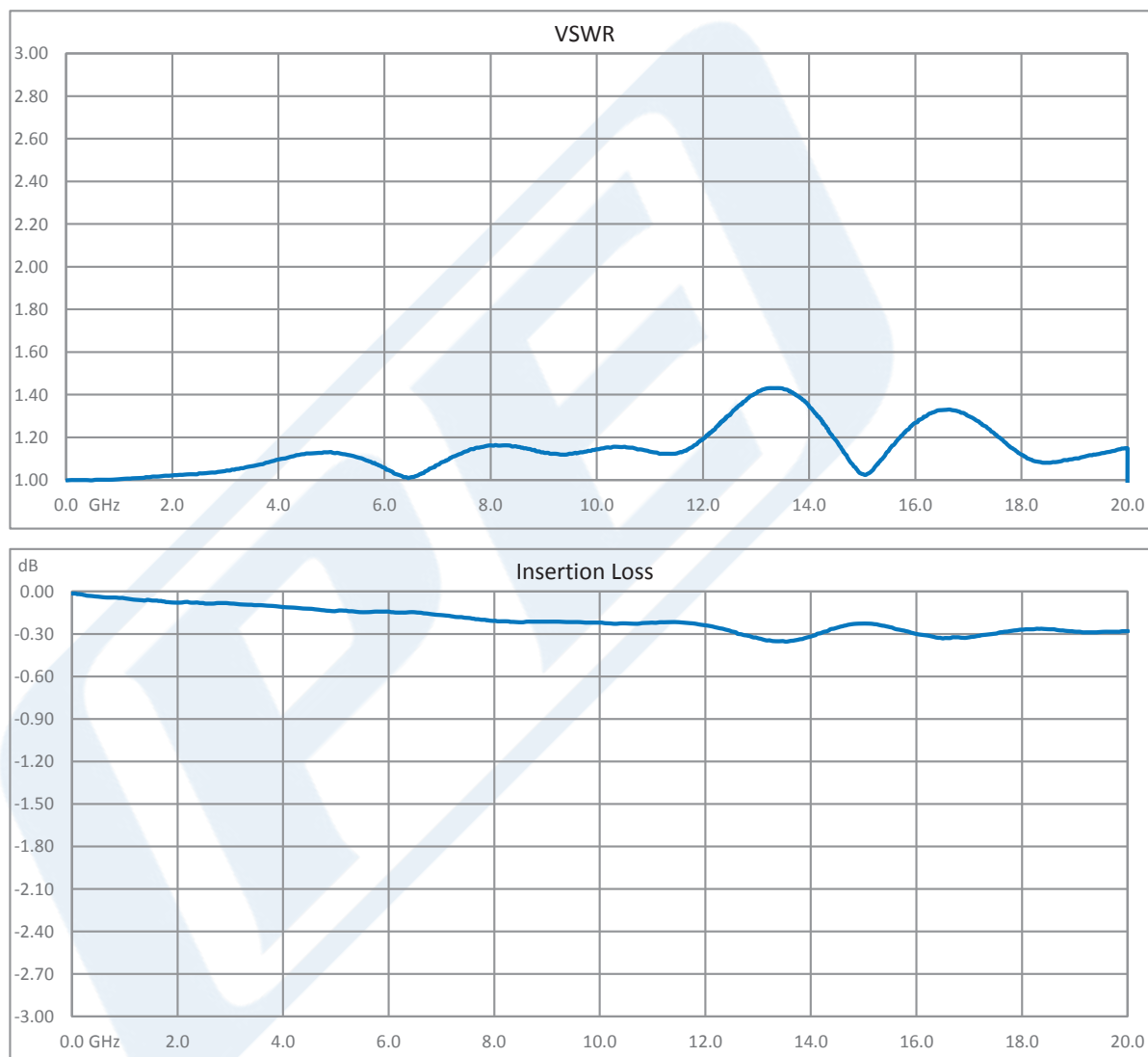


SP6T Electromechanical Relay Normally Open  
Switch, DC to 18 GHz, up to 90W, 28V, SMA

## Electromechanical Relay Switches Technical Data

PE71S6409

### Typical Performance Data



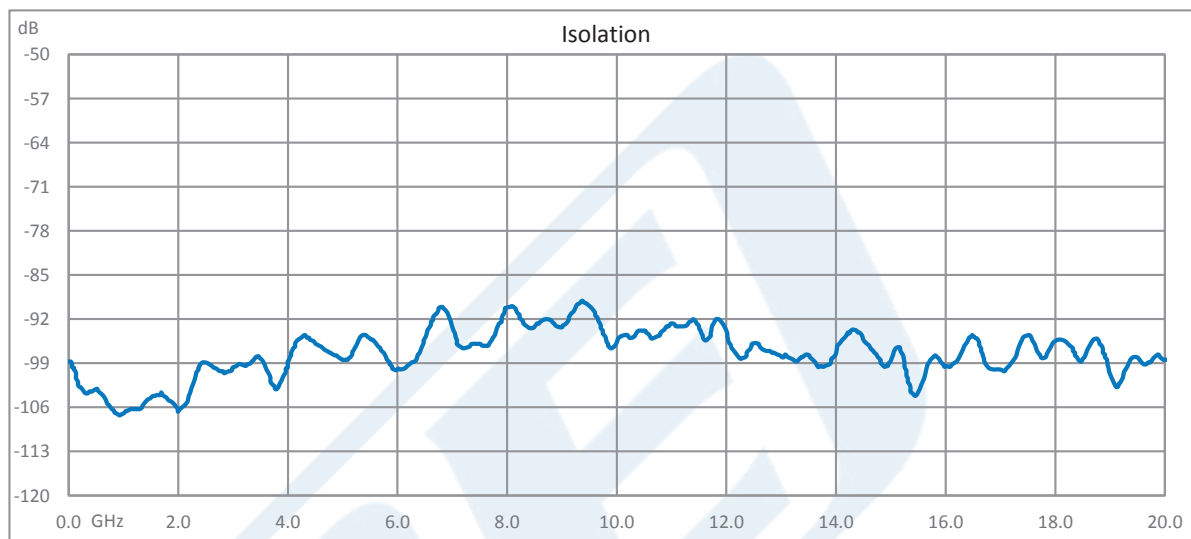
Click the following link (or enter part number in "SEARCH" on website) to obtain additional part information including price, inventory and certifications: [SP6T Electromechanical Relay Normally Open Switch, DC to 18 GHz, up to 90W, 28V, SMA PE71S6409](#)



SP6T Electromechanical Relay Normally Open  
Switch, DC to 18 GHz, up to 90W, 28V, SMA

## Electromechanical Relay Switches Technical Data

PE71S6409



Click the following link (or enter part number in "SEARCH" on website) to obtain additional part information including price, inventory and certifications: [SP6T Electromechanical Relay Normally Open Switch, DC to 18 GHz, up to 90W, 28V, SMA PE71S6409](#)

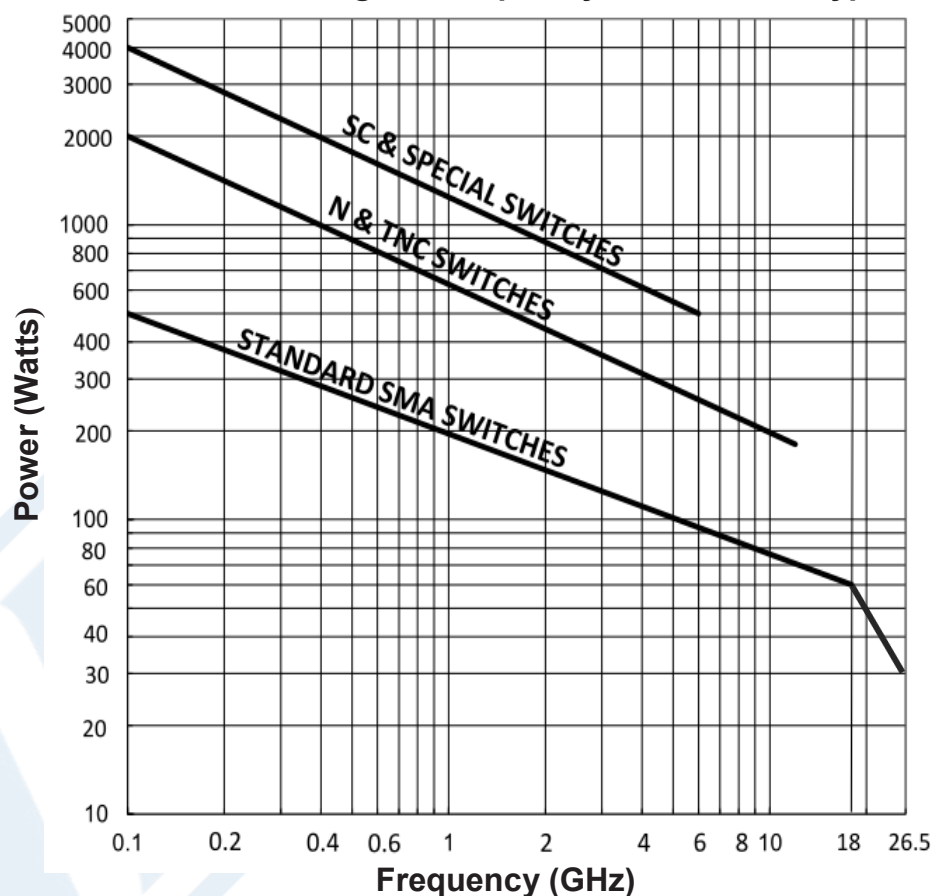


SP6T Electromechanical Relay Normally Open  
Switch, DC to 18 GHz, up to 90W, 28V, SMA

## Electromechanical Relay Switches Technical Data

PE71S6409

**Power Handling vs. Frequency & Connector Type**



**Environmental and Test Conditions:**

- Ambient temperature of 25°C or less
- Altitude: Sea Level
- Load VSWR: 1.20:1 max.
- Cold Switching

Click the following link (or enter part number in "SEARCH" on website) to obtain additional part information including price, inventory and certifications: [SP6T Electromechanical Relay Normally Open Switch, DC to 18 GHz, up to 90W, 28V, SMA PE71S6409](#)



## SP6T Electromechanical Relay Normally Open Switch, DC to 18 GHz, up to 90W, 28V, SMA

### Electromechanical Relay Switches Technical Data

PE71S6409

SP6T Electromechanical Relay Normally Open Switch, DC to 18 GHz, up to 90W, 28V, SMA from Pasternack Enterprises has same day shipment for domestic and International orders. Our RF, microwave and millimeter wave products maintain a 99.4% availability and are part of the broadest selection in the industry.

Click the following link (or enter part number in "SEARCH" on website) to obtain additional part information including price, inventory and certifications: [SP6T Electromechanical Relay Normally Open Switch, DC to 18 GHz, up to 90W, 28V, SMA PE71S6409](https://www.pasternack.com/sp6t-electromechanical-relay-normally-open-switch-18-ghz-60w-28v-sma-pe71s6409-p.aspx)

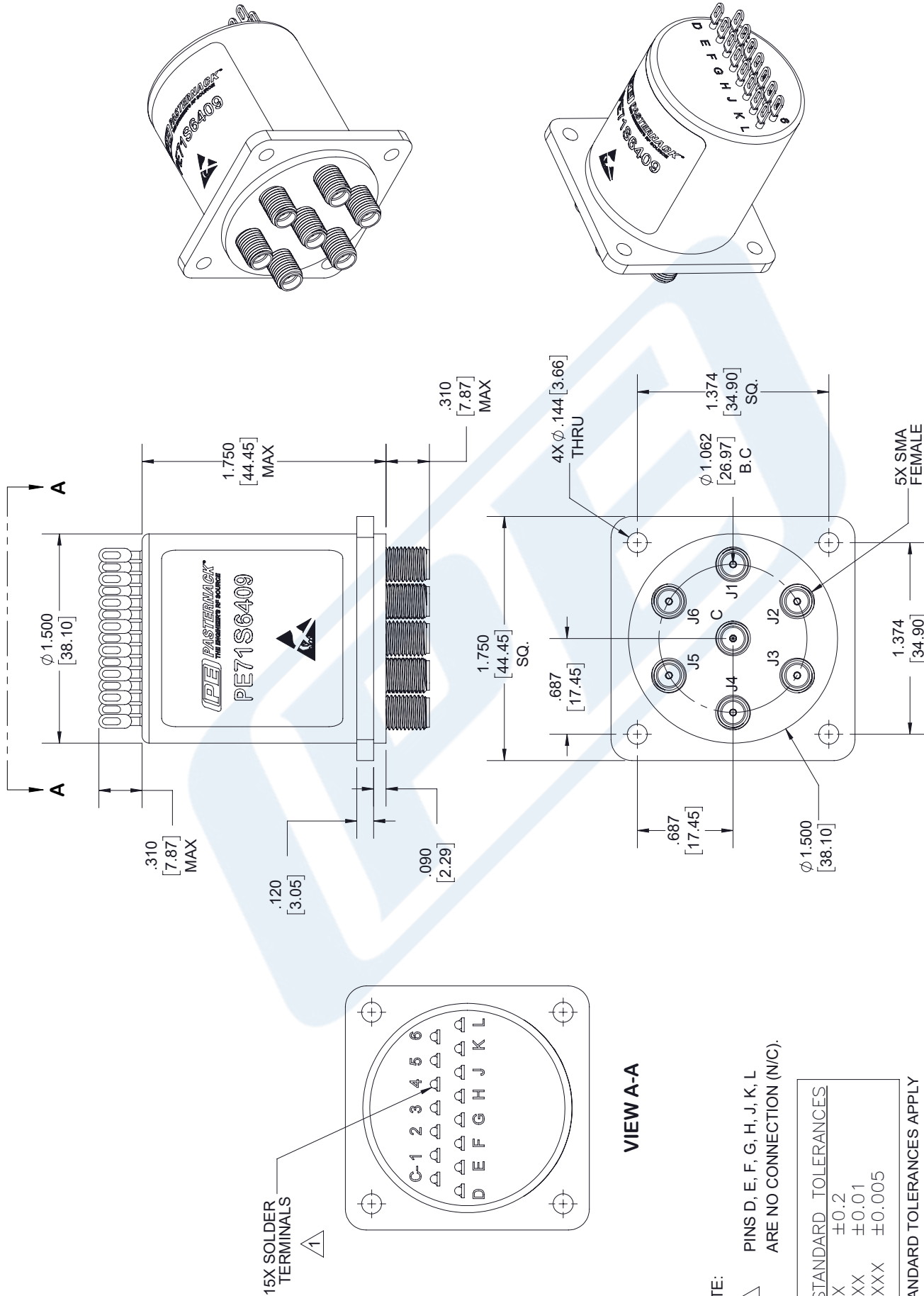
URL: <https://www.pasternack.com/sp6t-electromechanical-relay-normally-open-switch-18-ghz-60w-28v-sma-pe71s6409-p.aspx>

The information contained in this document is accurate to the best of our knowledge and representative of the part described herein. It may be necessary to make modifications to the part and/or the documentation of the part, in order to implement improvements. Pasternack reserves the right to make such changes as required. Unless otherwise stated, all specifications are nominal. Pasternack does not make any representation or warranty regarding the suitability of the part described herein for any particular purpose, and Pasternack does not assume any liability arising out of the use of any part or documentation.



# PE71S6409 CAD Drawing

SP6T Electromechanical Relay Normally Open Switch,  
DC to 18 GHz, up to 90W, 28V, SMA



NOTES:  
1. UNLESS OTHERWISE SPECIFIED ALL DIMENSIONS ARE NOMINAL.  
2. ALL SPECIFICATIONS ARE SUBJECT TO CHANGE WITHOUT NOTICE AT ANY TIME  
3. DIMENSIONS ARE IN INCHES [mm].

DWG TITLE  
**PE71S6409**

**PE PASTERNAK**  
THE ENGINEER'S RF SOURCE  
Pasternack Enterprises, Inc.  
P.O. Box 16759 | Irvine | CA | 92623

Phone: (949) 261-1920 | Fax: (949) 261-7451  
Website: www.pasternack.com | E-Mail: sales@pasternack.com

CAGE CODE **53919**

CAD FILE 101317

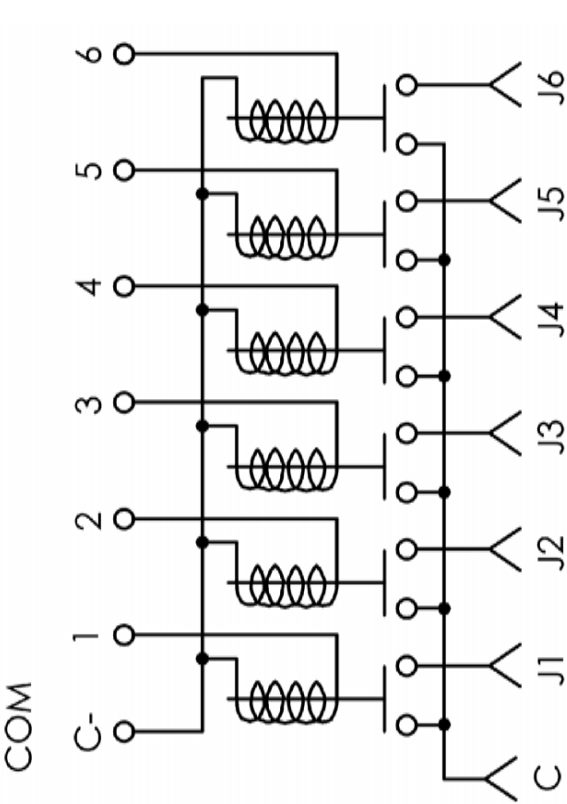
SCALE N/A

SIZE A

7361

PE71S6409 CAD Drawing

SP6T Electromechanical Relay Normally Open Switch,  
DC to 18 GHz, up to 90W, 28V, SMA



SCHEMATIC SHOWN IN NORMALLY OPEN POSITION

TERMINALS D-SUB PIN ASSIGNMENT	RF PATH					
	J1	J2	J3	J4	J5	J6
1	ON	OFF	OFF	OFF	OFF	OFF
2	OFF	ON	OFF	OFF	OFF	OFF
3	OFF	OFF	ON	OFF	OFF	OFF
4	OFF	OFF	OFF	ON	OFF	OFF
5	OFF	OFF	OFF	OFF	ON	OFF
6	OFF	OFF	OFF	OFF	OFF	ON

NOTE: PINS D, E, F, G, H, J, K, L  
ARE NO CONNECTION (N/C)

STANDARD TOLERANCES
.X ±0.2
.XX ±0.01
.XXX ±0.005

\*STANDARD TOLERANCES APPLY  
ONLY TO DIMENSIONS IN INCHES



Pasternack Enterprises, Inc.  
P.O. Box 16759 | Irvine | CA | 92623  
Phone: (949) 261-1920 | Fax: (949) 261-7451  
Website: www.pasternack.com | E-Mail: sales@pasternack.com

DWG TITLE

PE71S6409

CAGE CODE 53919

NOTES:  
1. UNLESS OTHERWISE SPECIFIED ALL DIMENSIONS ARE NOMINAL.  
2. ALL SPECIFICATIONS ARE SUBJECT TO CHANGE WITHOUT NOTICE AT ANY TIME  
3. DIMENSIONS ARE IN INCHES [mm].

CAD FILE 090817

SCALE N/A

SIZE A

7361