


SPDT Failsafe DC to 18 GHz Electro-Mechanical Relay Switch, Upt To 90W, 28V, 2M Lifecycles, SMA



PE71S6429

Features

- Single Pole Double Throw Electromechanical Relay Switch
- DC to 18 GHz Frequency Range
- Failsafe Actuator
- 2M Lifecycle Rating
- Insertion Loss 0.25 dB typ
- Isolation > 85 dB typ
- VSWR 1.3:1 typ
- +28 Volt DC Bias
- Solder Terminal Pins for DC Control
- SMA Female Connectors
- -25°C to +65°C Operating Temperature
- Up to 90 Watt Average Power Handling
- 50 Ohm Design
- Hot Switching Capability - Consult Factory
- S-Parameter Data available upon request
- Rugged Design meets Mil-STD-202 Test Conditions

Applications

- Aerospace & Defense
- Test & Measurement
- Microwave Radio Systems
- Military & Commercial Communication Systems
- Research & Development
- SATCOM
- Wireless Communications
- Enterprise
- IoT

Description

The PE71S6429 is a Single Pole Double Throw (SPDT) electromechanical relay switch that operates across a wide frequency range of DC to 18 GHz and can handle up to 90 Watts of CW input power in a break before make condition. The 50 Ohm design features a Failsafe Actuator and is rated for 2 million lifecycles. Impressive typical performance includes 0.25 dB insertion loss and isolation greater than 85 dB. This switch requires +28Vdc bias voltage and operates over a temperature range of -25°C to +65°C. The rugged and compact package assembly supports SMA female connectors and solder terminal pins for DC control. And for highly reliable operation, the model is guaranteed to meet MIL-STD-202 environmental test conditions for shock and random vibration.

Electrical Specifications (TA = +25°C, DC Voltage = 28 Vdc)

Switch Type	SPDT
Actuator Type	Failsafe
Switching Sequence	Break before Make

Description	Min	Typ	Max	Units
Frequency Range	DC		18	GHz
Impedance		50		Ohms
Operating Voltage	26	28	30	Volts
Actuating Current @ 28 Volts			90	mA
At +20°C				
VSWR		1.3:1	1.7:1	
Insertion Loss		0.25	0.6	dB
Isolation	65	85		dB
Input Power (CW)			90	Watts
Switching Time			20	ms

SPDT Failsafe DC to 18 GHz Electro-Mechanical Relay Switch, Upt To 90W, 28V, 2M Lifecycles, SMA



PE71S6429

Performance by Frequency

Description	F1	F2	F3	F4	F5	Units
Frequency Range	DC to 6	6 to 12	12 to 18			GHz
VSWR, Max	1.2:1	1.3:1	1.4:1			
Insertion Loss, Max	0.15	0.25	0.35			dB
Isolation, Min	85	75	65			dB

Mechanical Specifications

Size

Weight	0.5 lbs [226.8 g]
Body Material and Plating	Aluminum
Package Type	Connectorized
Operating Life	2,000,000 Cycles

Connectors

RF Connector Type	SMA Female
Control Connector	Solder Terminals

Environmental Specifications

Temperature

Operating Range	-25 to +65 deg C
Storage Range	-55 to +100 deg C
Humidity	Moisture Resistance
Shock	MIL-STD-202 Method 213, Cond. D 500G Non Operating
Vibration	MIL-STD-202 Method 204, Cond. D 10G RMS Non Operating

Compliance Certifications (see [product page](#) for current document)

Plotted and Other Data

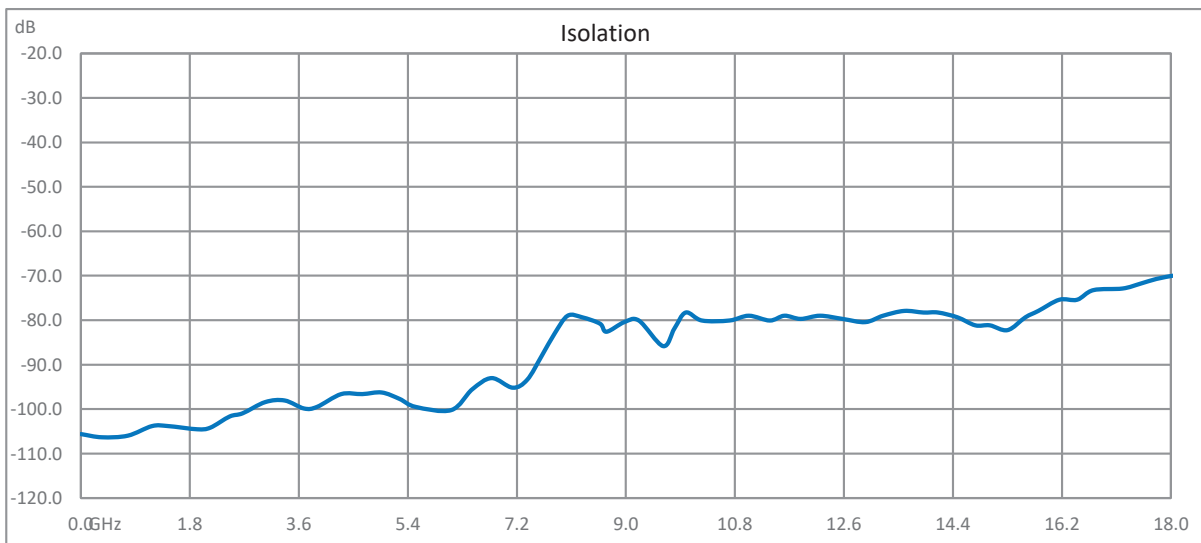
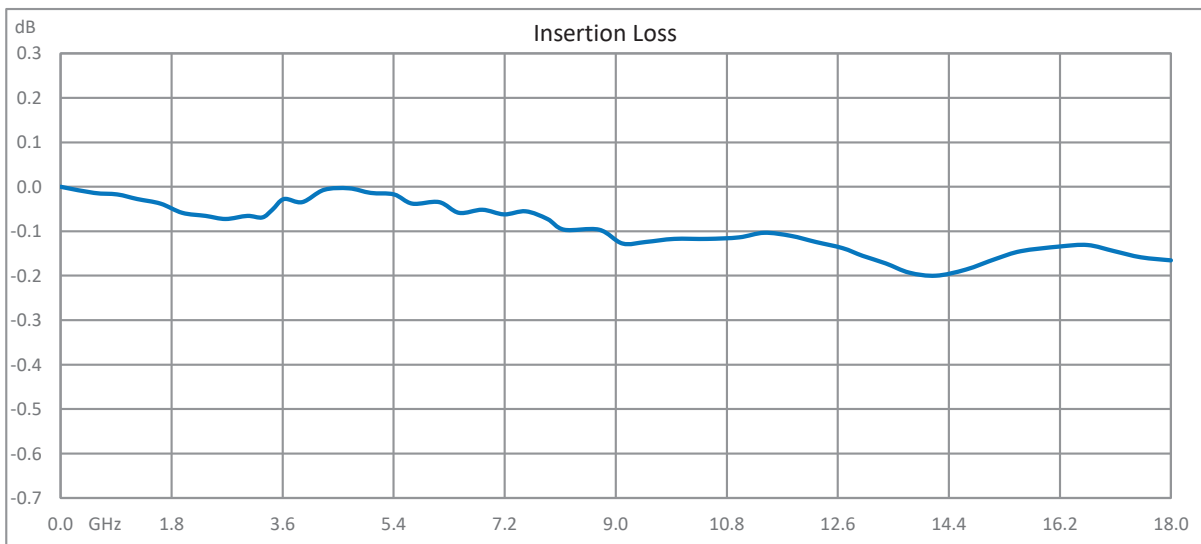
Notes:

SPDT Failsafe DC to 18 GHz Electro-Mechanical Relay
Switch, Upt To 90W, 28V, 2M Lifecycles, SMA



PE71S6429

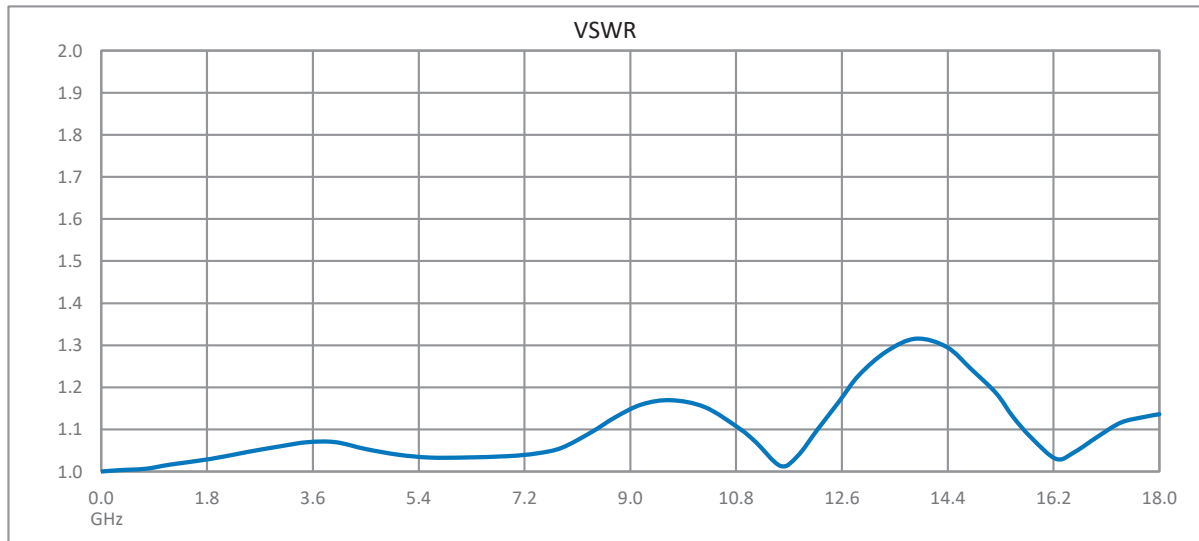
Typical Performance Data



SPDT Failsafe DC to 18 GHz Electro-Mechanical Relay Switch, Upt To 90W, 28V, 2M Lifecycles, SMA



PE71S6429



SPDT Failsafe DC to 18 GHz Electro-Mechanical Relay Switch, Upt To 90W, 28V, 2M Lifecycles, SMA from Pasternack Enterprises has same day shipment for domestic and International orders. Our RF, microwave and millimeter wave products maintain a 99.4% availability and are part of the broadest selection in the industry.

Click the following link (or enter part number in "SEARCH" on website) to obtain additional part information including price, inventory and certifications: [SPDT Failsafe DC to 18 GHz Electro-Mechanical Relay Switch, Upt To 90W, 28V, 2M Lifecycles, SMA PE71S6429](https://www.pasternack.com/spdt-electromechanical-relay-failsafe-switch-18-ghz-90w-28v-sma-pe71s6429-p.aspx)

URL: <https://www.pasternack.com/spdt-electromechanical-relay-failsafe-switch-18-ghz-90w-28v-sma-pe71s6429-p.aspx>

The information contained within this document is accurate to the best of our knowledge and representative of the part described herein. It may be necessary to make modifications to the part and/or the documentation of the part in order to implement improvements. Pasternack Enterprises reserves the right to make such changes as required. Unless otherwise stated, all specifications are nominal. Pasternack Enterprises does not make any representation or warranty regarding the suitability of the part described herein for any particular purpose, and Pasternack Enterprises does not assume liability arising out of the use of any part or document.

SPDT Failsafe DC to 18 GHz Electro-Mechanical Relay Switch, Upt To 90W, 28V, 2M Lifecycles, SMA

