

2 dB Fixed Attenuator, N Male to N Female Black Anodized Aluminum Heatsink Body Rated to 50 Watts Up to 4 GHz



PE7394-2

Features

- Bidirectional
- DC to 4 GHz Frequency Range
- Attenuation 2 ± 0.75 dB
- Max Power 50 Watts (CW)
- VSWR < 1.35:1

Applications

- Instrumentation
- Precision Measurements
- Prototyping and Characterization
- Production Systems

Description

Pasternack carries a wide range of fixed attenuators with a broad selection of attenuation levels, frequency ranges, and power dissipation ranges. RF microwave attenuators (also known as RF pads) lower the amplitude of a signal (attenuate) a known amount and can be used in a wide variety of applications. These attenuator pads are used when a signal needs to be reduced to protect measurement equipment or other circuitry, to extend the range of power meters and amplifiers, and to impedance match circuits by reducing the VSWR seen by adjacent components. RF attenuators can prevent signal overload in amplifiers, receivers and detectors, adjusting the signal level to a range that is optimal.

Few RF components are as commonly used as fixed coaxial attenuators, and Pasternack carries one of the largest in-stock varieties and ships them same day. The 2 dB Fixed Attenuator PE7394-2 is rated to 50 Watts and operates from DC to 4 GHz. The versatile coaxial package uses type N male to type N female connectors and is also REACH and RoHS compliant. The Black Anodized Aluminum Heatsink body allows for efficient heat dissipation under high power usage conditions.

Electrical Specifications

Description	Minimum	Typical	Maximum	Units
Frequency Range	DC		4	GHz
Impedance		50		Ohms
Nominal Attenuation		2		dB
Attenuation Accuracy		0.75		dB
VSWR			1.35:1	
Passive Intermodulation			-100	dBc
Input Power, CW			50	Watts
derated linearly from 50W @ 25°C to 5W @ 125°C				
Input Power, Peak			10	kWatts
5μs pulse, .5% duty cycle				

Specifications by Frequency

Description	F1	F2	F3	F4	F5	Units
Frequency Range	DC to 4					GHz
VSWR, Max	1.35:1					
Attenuation Accuracy, Typ	0.75					dB

2 dB Fixed Attenuator, N Male to N Female Black Anodized Aluminum Heatsink Body Rated to 50 Watts Up to 4 GHz



PE7394-2

Electrical Specification Notes:

Passive intermodulation specified at 910MHz with two input signals at 935MHz and 960MHz with average carrier power levels of +43dBm each.

Mechanical Specifications

Size

Length	5.12 in [130.05 mm]
Width/Diameter	2.36 in [59.94 mm]
Height	2.36 in [59.94 mm]
Weight	1.124 lbs [509.84 g]
Body Material and Plating	Black Anodized Aluminum Heatsink

Configuration

Design	Fixed, Bidirectional
Package Style	Connectorized

Connectors

Description	Connector 1	Connector 2
Type	N Male	N Female
Contact Material and Plating	Brass, Gold	Beryllium Copper, Gold
Outer Conductor Material and Plating	Brass, Nickel	Brass, Nickel
Body Material and Plating	Brass, Nickel	Brass, Nickel

Environmental Specifications

Temperature

Operating Range	-55 to +125 deg C
-----------------	-------------------

Compliance Certifications (see [product page](#) for current document)

Plotted and Other Data

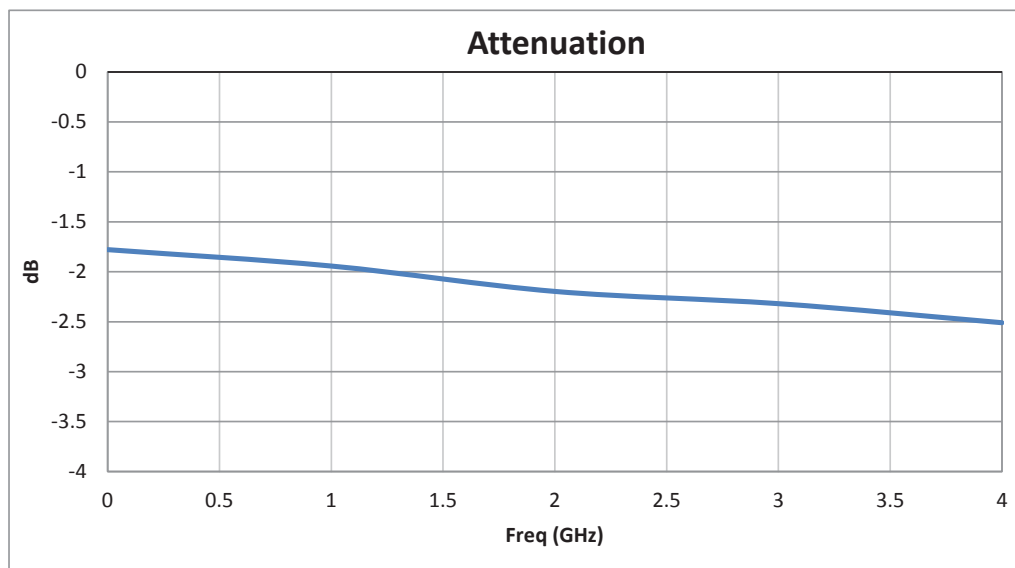
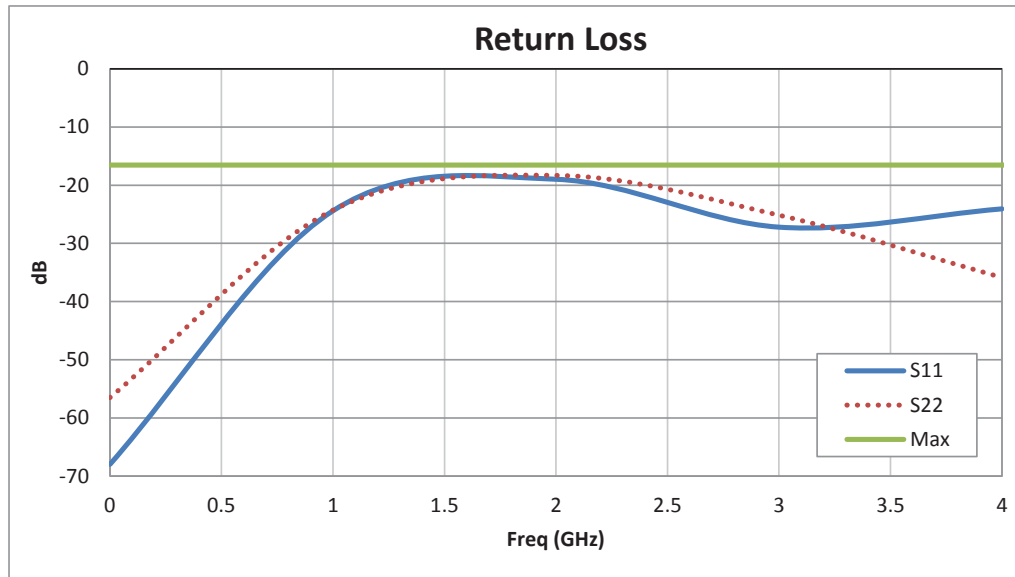
Notes:

2 dB Fixed Attenuator, N Male to N Female Black Anodized Aluminum Heatsink Body Rated to 50 Watts Up to 4 GHz



PE7394-2

Typical Performance Data



2 dB Fixed Attenuator, N Male to N Female Black Anodized Aluminum Heatsink Body Rated to 50 Watts Up to 4 GHz



PE7394-2

2 dB Fixed Attenuator, N Male to N Female Black Anodized Aluminum Heatsink Body Rated to 50 Watts Up to 4 GHz from Pasternack Enterprises has same day shipment for domestic and International orders. Our RF, microwave and millimeter wave products maintain a 99.4% availability and are part of the broadest selection in the industry.

Click the following link (or enter part number in "SEARCH" on website) to obtain additional part information including price, inventory and certifications: [2 dB Fixed Attenuator, N Male to N Female Black Anodized Aluminum Heatsink Body Rated to 50 Watts Up to 4 GHz PE7394-2](https://www.pasternack.com/2db-fixed-n-male-n-female-50-watts-attenuator-pe7394-2-p.aspx)

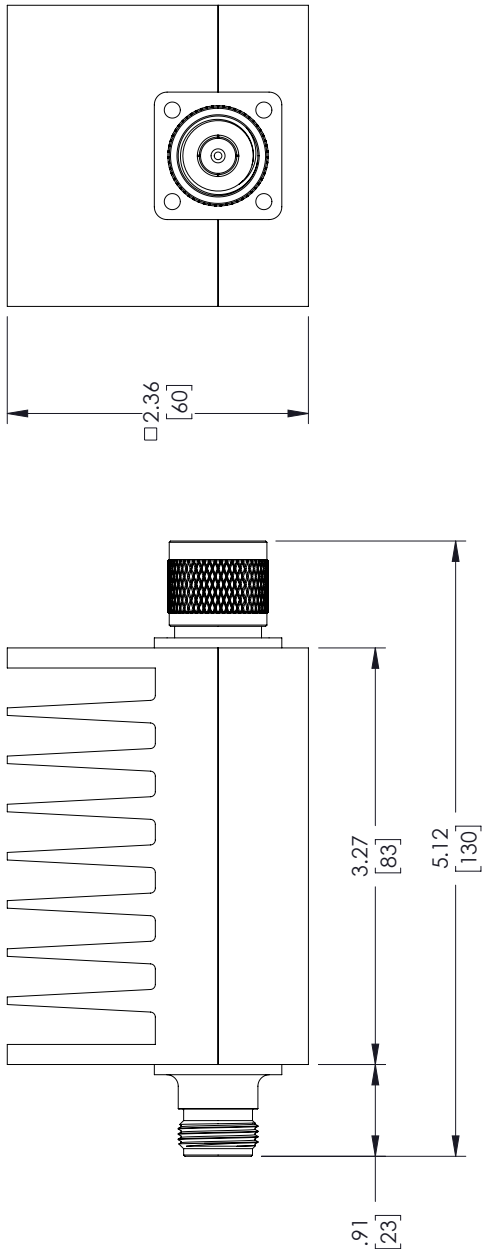
URL: <https://www.pasternack.com/2db-fixed-n-male-n-female-50-watts-attenuator-pe7394-2-p.aspx>

The information contained within this document is accurate to the best of our knowledge and representative of the part described herein. It may be necessary to make modifications to the part and/or the documentation of the part in order to implement improvements. Pasternack Enterprises reserves the right to make such changes as required. Unless otherwise stated, all specifications are nominal. Pasternack Enterprises does not make any representation or warranty regarding the suitability of the part described herein for any particular purpose, and Pasternack Enterprises does not assume liability arising out of the use of any part or document.

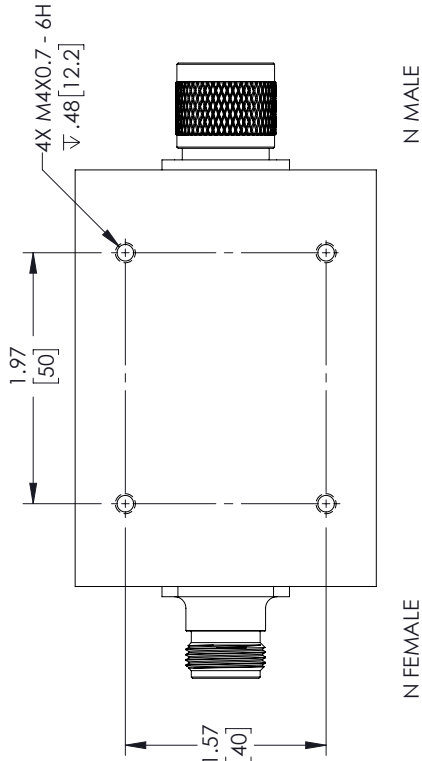
PE7394-2 CAD Drawing

2 dB Fixed Attenuator, N Male to N Female Black Anodized Aluminum Heatsink Body Rated to 50 Watts Up to 4 GHz

REVISIONS			
REV.	DESCRIPTION	DATE	APPROVED
B	PCR PE7394-2 20220715	08/08/2022	SPONG



ITEM NO.	ATTEN.
PE7394-2	2 dB
PE7394-3	3 dB
PE7394-6	6 dB
PE7394-10	10 dB
PE7394-30	30 dB
PE7394-40	40 dB



THIRD-ANGLE PROJECTION

THE INFORMATION AND DESIGN IN THIS DOCUMENT IS THE PROPERTY OF PASTERNAK. ALL RIGHTS ARE RESERVED.

SHEET 1 OF 1

SCALE N/A

Paternack Enterprises, Inc.
P.O.Box 16759, Irvine, CA 92623.
Phone: 1.949.261.1920 | 1.866.727.8376
Fax: 1.949.261.7451
Website: www.paternack.com
E-mail: sales@paternack.com

SIZE	CAGE CODE	DRAWN BY	ITEM NO.	REV	B
A	53919	DZINN	PE7394		

ALL DIMENSIONS SHOWN ARE FOR REFERENCE ONLY.

THESE COMMODITIES, TECHNOLOGY OR SOFTWARE WERE EXPORTED FROM THE UNITED STATES IN ACCORDANCE WITH THE EXPORT ADMINISTRATION REGULATIONS. DIVERSION CONTRARY TO U.S. LAW PROHIBITED.