

0 dB Fixed Attenuator, QMA Male to QMA Female Brass Tri-Metal Body Rated to 1 Watt Up to 6 GHz



PE7AP1002-0

Features

- Bidirectional
- DC to 6 GHz Frequency Range
- Attenuation 0 ± 0.5 dB
- Max Power 1 Watts (CW)
- VSWR < 1.30:1

Applications

- Instrumentation
- Precision measurements
- Prototyping and characterization
- Production systems

Description

Pasternack carries a wide range of fixed attenuators with a broad selection of attenuation levels, frequency ranges, and power dissipation ranges. RF microwave attenuators (also known as RF pads) lower the amplitude of a signal (attenuate) a known amount and can be used in a wide variety of applications. These attenuator pads are used when a signal needs to be reduced to protect measurement equipment or other circuitry, to extend the range of power meters and amplifiers, and to impedance match circuits by reducing the VSWR seen by adjacent components. RF attenuators can prevent signal overload in amplifiers, receivers and detectors, adjusting the signal level to a range that is optimal.

Few RF components are as commonly used as fixed coaxial attenuators, and Pasternack carries one of the largest in-stock varieties and ships them same day. The 0 dB Fixed Attenuator PE7AP1002-0 is rated to 1 Watt and operates from DC to 6 GHz. The versatile coaxial package uses QMA male to QMA female connectors and is also REACH and RoHS compliant.

Electrical Specifications

Description	Minimum	Typical	Maximum	Units
Frequency Range	DC		6	GHz
Impedance		50		Ohms
Nominal Attenuation		0		dB
Input Power, CW			1	Watt
Input Power, Peak			100	Watts
1 μ s, 1%				

Specifications by Frequency

Description	F1	F2	F3	F4	F5	Units
Frequency Range	DC to 2	2 to 6				GHz
VSWR, Max	1.2:1	1.3:1				
Attenuation Accuracy, Typ	0.3	0.5				dB

Mechanical Specifications

Size

Length	0 in [0 mm]
Width/Diameter	0 in [0 mm]
Height	0 in [0 mm]
Weight	0.019 lbs [8.62 g]
Body Material and Plating	Brass, Tri-Metal

0 dB Fixed Attenuator, QMA Male to QMA Female
Brass Tri-Metal Body Rated to 1 Watt Up to 6 GHz



PE7AP1002-0

Configuration

Design	Fixed
Package Style	Connectorized

Connectors

Description	Connector 1	Connector 2
Type	QMA Male	QMA Female
Contact Material and Plating	Beryllium Copper, Gold	Brass, Gold
Dielectric Type	PTFE	PTFE
Outer Conductor Material and Plating	Brass, Tri-Metal	Brass, Tri-Metal

Environmental Specifications

Temperature

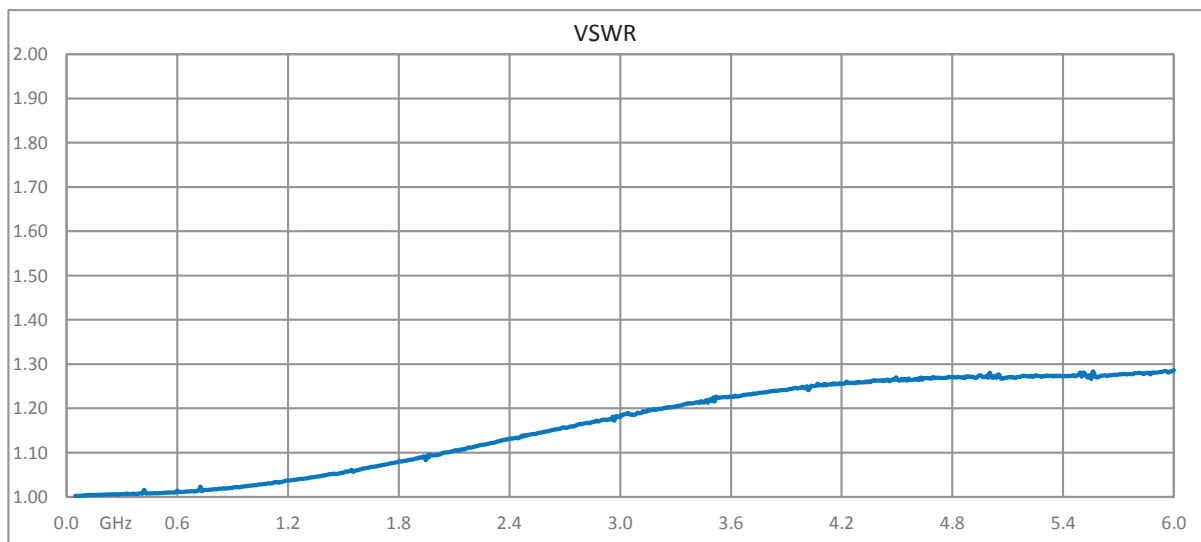
Operating Range	-40 to +85 deg C
Storage Range	-40 to +85 deg C

Compliance Certifications (see [product page](#) for current document)

Plotted and Other Data

Notes:

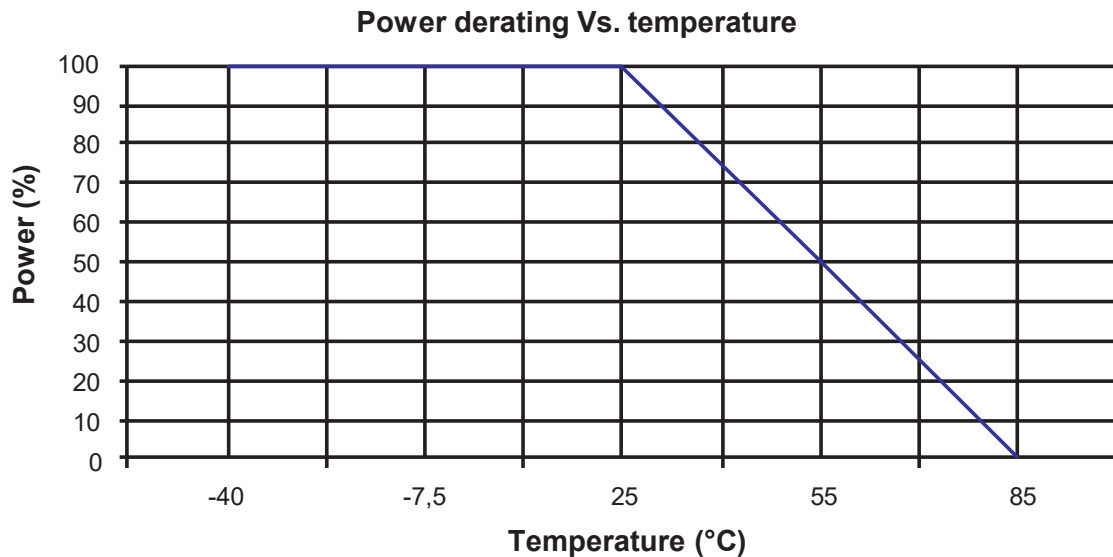
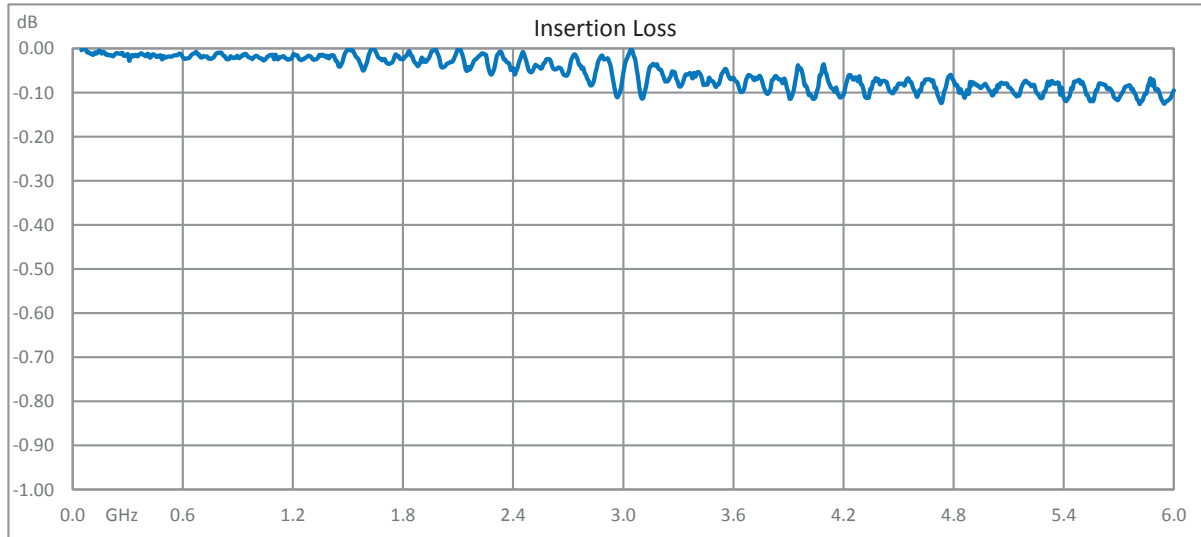
Typical Performance Data



0 dB Fixed Attenuator, QMA Male to QMA Female
Brass Tri-Metal Body Rated to 1 Watt Up to 6 GHz



PE7AP1002-0



0 dB Fixed Attenuator, QMA Male to QMA Female
Brass Tri-Metal Body Rated to 1 Watt Up to 6 GHz



PE7AP1002-0

0 dB Fixed Attenuator, QMA Male to QMA Female Brass Tri-Metal Body Rated to 1 Watt Up to 6 GHz from Pasternack Enterprises has same day shipment for domestic and International orders. Our RF, microwave and millimeter wave products maintain a 99.4% availability and are part of the broadest selection in the industry.

Click the following link (or enter part number in "SEARCH" on website) to obtain additional part information including price, inventory and certifications: [0 dB Fixed Attenuator, QMA Male to QMA Female Brass Tri-Metal Body Rated to 1 Watt Up to 6 GHz PE7AP1002-0](#)

URL: <https://www.pasternack.com/0db-fixed-qma-male-qma-female-1-watt-attenuator-pe7ap1002-0-p.aspx>

The information contained within this document is accurate to the best of our knowledge and representative of the part described herein. It may be necessary to make modifications to the part and/or the documentation of the part in order to implement improvements. Pasternack Enterprises reserves the right to make such changes as required. Unless otherwise stated, all specifications are nominal. Pasternack Enterprises does not make any representation or warranty regarding the suitability of the part described herein for any particular purpose, and Pasternack Enterprises does not assume liability arising out of the use of any part or document.

0 dB Fixed Attenuator, QMA Male to QMA Female Brass Tri-Metal Body Rated to 1 Watt Up to 6 GHz



***STANDARD TOLERANCES APPLY
ONLY TO DIMENSIONS IN INCHES**



PASTERNAK®
THE ENGINEER'S RF SOURCE

Pasternack Enterprises, Inc.
P.O. Box 16759 | Irvine | CA | 92623

Phone: (949) 261-1920 | **Fax:** (949) 261-7451

Website: www.pasternack.com | **E-Mail:** sales@pasternack.com

DWG TITLE

PE7AP1002-0

NOTES:

1. UNLESS OTHERWISE SPECIFIED ALL DIMENSIONS ARE NOMINAL.
2. ALL SPECIFICATIONS ARE SUBJECT TO CHANGE WITHOUT NOTICE AT ANY TIME.
3. DIMENSIONS ARE IN INCHES [mm].
4. FITS MIL-C-17 AND EQUIVALENT CABLES.

FSCM NO. 53919

052617

SCALE N/A

SIZE A

2233