



3 Section Tunable Band Reject Filter with N Female Connectors Operating from 200 MHz to 400 MHz with a 1% Bandwidth

TECHNICAL DATA SHEET

PE8735

Pasternack's Tunable Band Pass Filters and Band Reject Filters (also referred to as Band-Stop filters or Band-Rejection filters) are available in tunable frequency ranges from 100 MHz to 3 GHz. Tunable RF filter products are bench top units that are ideal for reducing harmonics and noise levels with lab-grade precision. The average power rating of these tunable filter components is 50 Watts and have a dial accuracy of 1%. Both the 3 section and 5 section bandpass and band-reject filters have a nominal 5% bandwidth that is tunable across the filter's frequency range.

- Available in both Band pass and Band reject
- 100 MHz to 3 GHz Frequency Ranges
- Typical VSWR is 1.5:1
- N-Type Connectors

Configuration

Design	Tunable Filter
Connector 1	N Female
Connector 2	N Female

Electrical Specifications (Values at 25°C, sea level)

Description	Minimum	Typical	Maximum	Units
Usable Frequency	200		400	MHz
Bandwidth		3 to 7		MHz
Nominal Bandwidth		1		%
40 dB Bandwidth	300			KHz
Notch Depth		50		dB
Tuning Dial Accuracy		0.5		%
VSWR			1.5:1	
Impedance		50		Ohms
Input Power			50	Watts

Mechanical Specifications

Temperature

Operating Range	-55 to +85 deg C
Storage Range	-55 to +125 deg C

Size

Length	6.5 in 165.1 mm
Width	5.34 in 135.64 mm
Height	2.75 in 69.85 mm
Weight	3.491 lbs 1.58 kg

Click the following link (or enter part number in "SEARCH" on website) to obtain additional part information including price, inventory and certifications: [3 Section Tunable Band Reject Filter with N Female Connectors Operating from 200 MHz to 400 MHz with a 1% Bandwidth PE8735](#)



3 Section Tunable Band Reject Filter with N Female Connectors
Operating from 200 MHz to 400 MHz with a 1% Bandwidth

TECHNICAL DATA SHEET

PE8735

Connectors

Description	Connector 1	Connector 2
Type	N Female	N Female

Compliance Certifications (see [product page](#) for current document)

Plotted and Other Data

Notes:

- Values at +25 °C, sea level

3 Section Tunable Band Reject Filter with N Female Connectors Operating from 200 MHz to 400 MHz with a 1% Bandwidth from Pasternack Enterprises has same day shipment for domestic and International orders. Our RF, microwave and millimeter wave products maintain a 99.4% availability and are part of the broadest selection in the industry.

Click the following link (or enter part number in "SEARCH" on website) to obtain additional part information including price, inventory and certifications: [3 Section Tunable Band Reject Filter with N Female Connectors Operating from 200 MHz to 400 MHz with a 1% Bandwidth PE8735](#)

URL: <https://www.pasternack.com/3-section-tunable-band-reject-filter-200-400-mhz-pe8735-p.aspx>

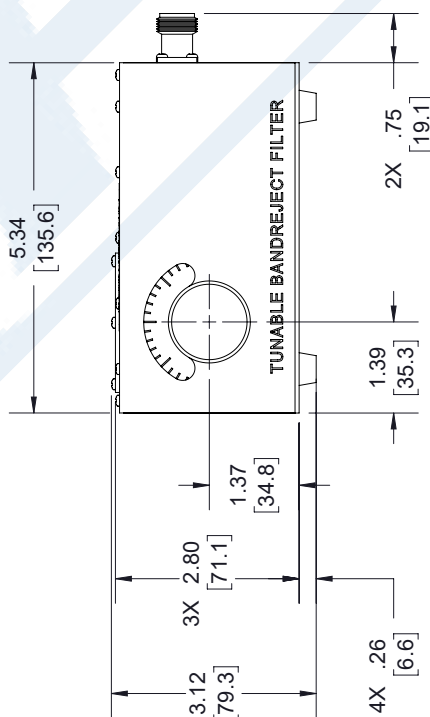
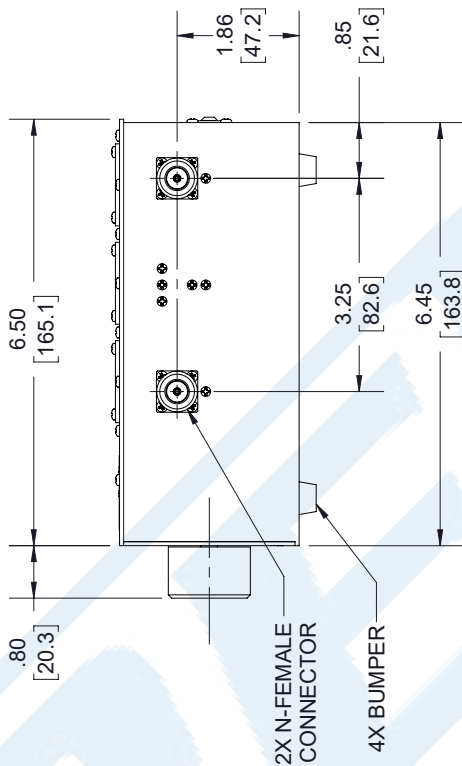
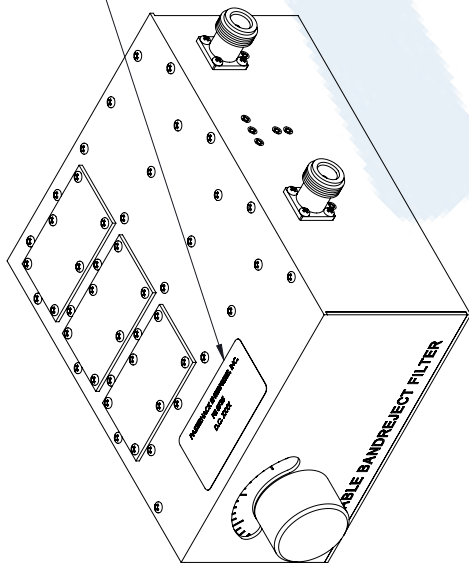
The information contained in this document is accurate to the best of our knowledge and representative of the part described herein. It may be necessary to make modifications to the part and/or the documentation of the part, in order to implement improvements. Pasternack reserves the right to make such changes as required. Unless otherwise stated, all specifications are nominal. Pasternack does not make any representation or warranty regarding the suitability of the part described herein for any particular purpose, and Pasternack does not assume any liability arising out of the use of any part or documentation.

PE8735 CAD Drawing

3 Section Tunable Band Reject Filter with N Female Connectors
Operating from 200 MHz to 400 MHz with a 1% Bandwidth

REVISIONS			
REV.	DESCRIPTION	DATE	APPROVED
B	PCR PE8735 20220825	09/06/2022	SPONG

PRODUCT LABEL
SEE NOTE 1.



THIRD-ANGLE PROJECTION

THE INFORMATION AND DESIGN IN THIS DOCUMENT IS THE PROPERTY OF PASTERNAK CORPORATION. ALL RIGHTS RESERVED.

SHEET 1 OF 1

SCALE N/A

REV B

PE PASTERNAK
an INFINITE brand

Pasternack Enterprises, Inc.
P. O. Box 16759, Irvine, CA 92623.
Phone: 1.949.261.1920 | 1.866.727.8376
Fax: 1.949.261.7451
Website: www.pasternack.com
E-mail: sales@pasternack.com

UNLESS OTHERWISE SPECIFIED LEADING DIMENSIONS ARE INCHES DIMENSIONS IN [] ARE MILLIMETERS

TOLERANCES:

.X = ±.2 [5.08] FRACTIONS
.XX = ±.02 [.51] ±.1/32
.XXX = ±.005 [.13] ANGLES ± 1°

CABLE LENGTH (L) TOLERANCES:
L ≤ 12 [305] = +1 [25] / -0
12 [305] < L ≤ 60 [1524] = +2 [51] / -0
60 [1524] < L ≤ 120 [3048] = +4 [102] / -0
120 [3048] < L ≤ 300 [7620] = +6 [152] / -0
300 [7620] < L = +5%L / -0

ALL DIMENSIONS SHOWN ARE FOR REFERENCE ONLY.

SIZE [CAGE CODE] DRAWN BY ITEM NO.

A 53919 AKRESOWSK 53919 PE8735

- NOTES:
- PRODUCT LABEL LOCATED APPROXIMATELY WHERE SHOWN. LABEL INCLUDES BRAND NAME, ITEM NUMBER, AND DATE CODE.

THESE COMMODITIES, TECHNOLOGY OR SOFTWARE WERE EXPORTED FROM THE UNITED STATES IN ACCORDANCE WITH THE EXPORT ADMINISTRATION REGULATIONS. DIVERSION CONTRARY TO U.S. LAW PROHIBITED.