



## 6 Section Bandpass Filter With SMA Female Connectors Operating From 5.25 GHz to 5.85 GHz With a 600 MHz Passband

### Bandpass Filters Technical Data Sheet

PE8740

#### Features

- Pass band of 600 MHz
- 5.25 to 5.85 GHz
- Six section
- Combine filter design
- Minimum 30 dB rejection at 4.4 GHz to 4.95 GHz frequency range
- Maximum insertion loss of 1.25 dB
- Female SMA connectors

#### Applications

- P2P
- Public Safety

#### Description

The PE8740 is a six section band pass filter that is useful for filtering for P2P and public safety uses. The pass band is 600 MHz, or 5.25 to 5.85 GHz. Implementing a combine design, the filter has excellent minimum rejection of 30 dB at 4.4 GHz to 4.95 GHz frequency range. It has a maximum insertion loss of 1.25 dB. The PE8740 has SMA Female connectors.

#### Electrical Specifications

Description	Minimum	Typical	Maximum	Units
Passband Frequency	5.25		5.85	GHz
Impedance		50		Ohms
Insertion Loss			1.25	dB
Passband VSWR		1.5:1		
Rejection at 4.4 GHz	30			dB
Rejection at 4.95 GHz	30			dB
Input Power, CW			5	Watts

Electrical Specification Notes: Values at +25°C, sea level.

#### Mechanical Specifications

##### Size

Length	2 in [50.8 mm]
Width	0.69 in [17.53 mm]
Height	0.53 in [13.46 mm]
Weight	0.09 lbs [40.82 g]

##### Configuration

Design	Bidirectional Combine
Number of Sections	6
Package Style	Connectorized Module
Connector 1	SMA Female
Connector 2	SMA Female

Click the following link (or enter part number in "SEARCH" on website) to obtain additional part information including price, inventory and certifications: [6 Section Bandpass Filter With SMA Female Connectors Operating From 5.25 GHz to 5.85 GHz With a 600 MHz Passband PE8740](#)



## 6 Section Bandpass Filter With SMA Female Connectors Operating From 5.25 GHz to 5.85 GHz With a 600 MHz Passband

### Bandpass Filters Technical Data Sheet

PE8740

#### Compliance Certifications (visit [www.Pasternack.com](http://www.Pasternack.com) for current document)

RoHS Compliant

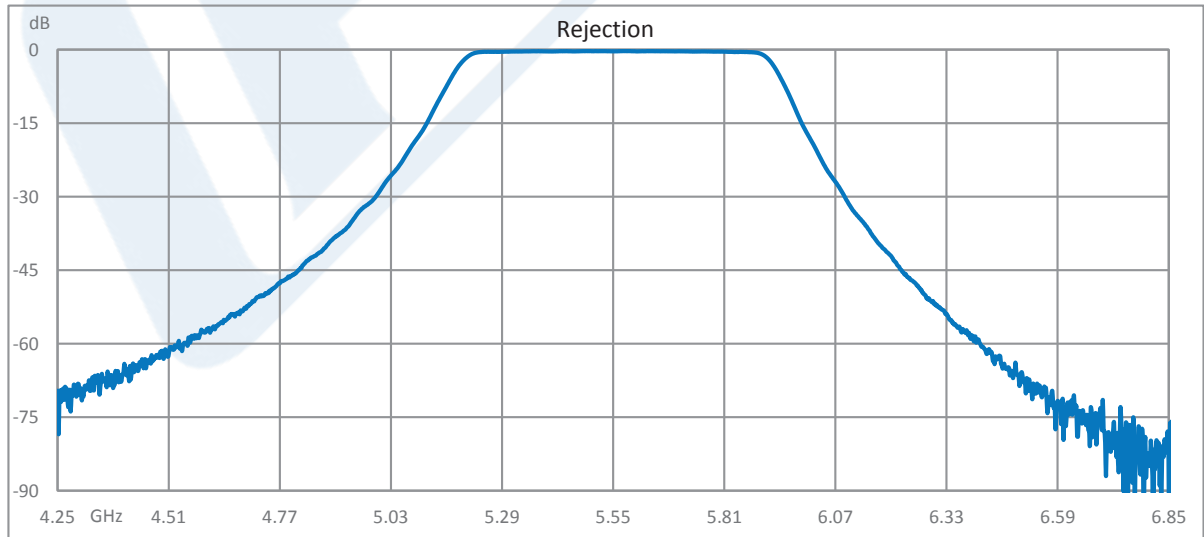
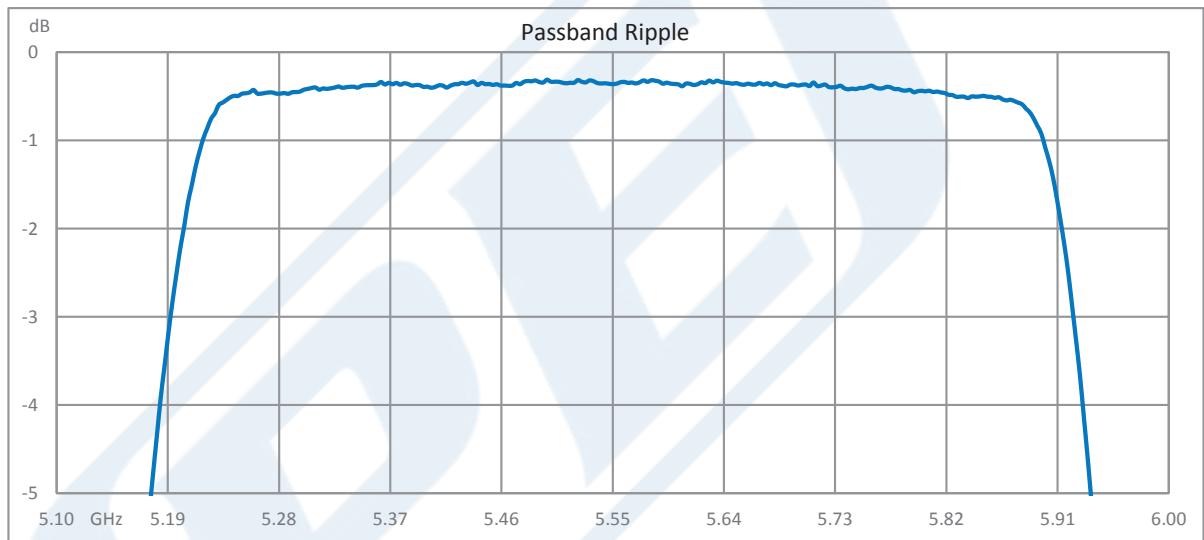
REACH Compliant

12/17/2015

#### Plotted and Other Data

Notes:

#### Typical Performance Data



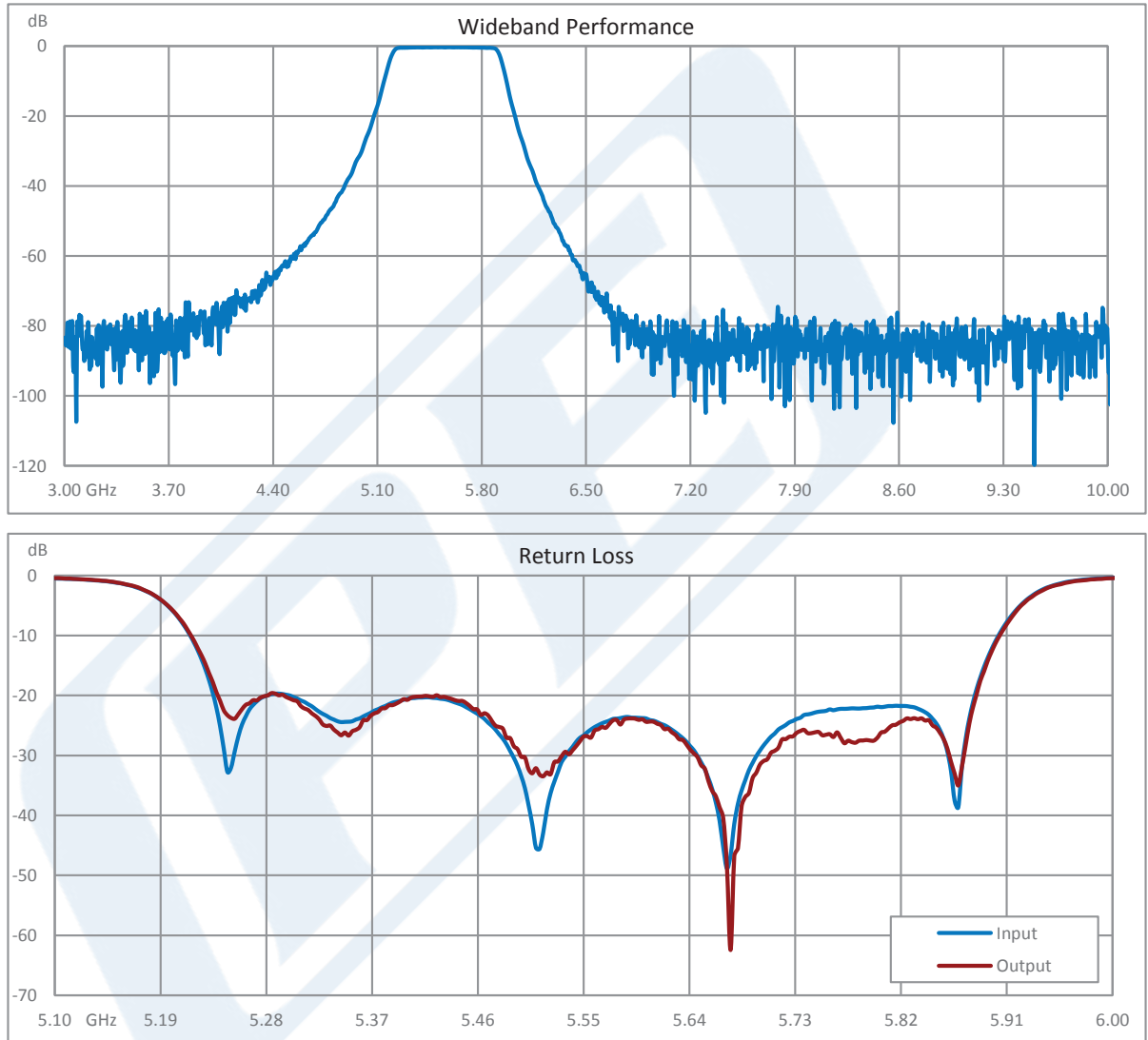
Click the following link (or enter part number in "SEARCH" on website) to obtain additional part information including price, inventory and certifications: [6 Section Bandpass Filter With SMA Female Connectors Operating From 5.25 GHz to 5.85 GHz With a 600 MHz Passband PE8740](#)



6 Section Bandpass Filter With SMA Female Connectors  
Operating From 5.25 GHz to 5.85 GHz With a 600 MHz Passband

Bandpass Filters Technical Data Sheet

PE8740



Click the following link (or enter part number in "SEARCH" on website) to obtain additional part information including price, inventory and certifications: [6 Section Bandpass Filter With SMA Female Connectors Operating From 5.25 GHz to 5.85 GHz With a 600 MHz Passband PE8740](#)



## 6 Section Bandpass Filter With SMA Female Connectors Operating From 5.25 GHz to 5.85 GHz With a 600 MHz Passband

### Bandpass Filters Technical Data Sheet

PE8740

6 Section Bandpass Filter With SMA Female Connectors Operating From 5.25 GHz to 5.85 GHz With a 600 MHz Passband from Pasternack Enterprises has same day shipment for domestic and International orders. Our RF, microwave and millimeter wave products maintain a 99% availability and are part of the broadest selection in the industry.

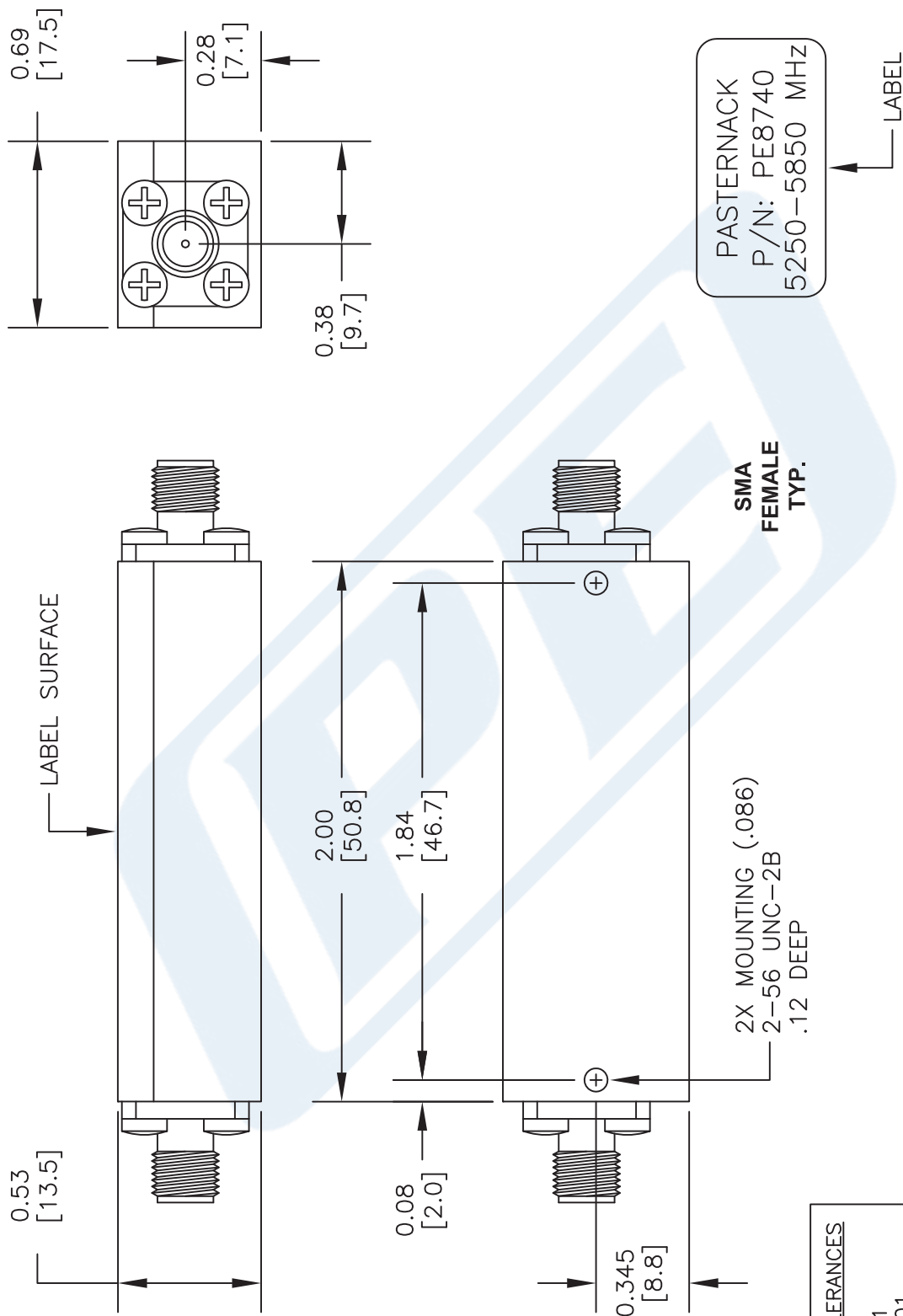
Click the following link (or enter part number in "SEARCH" on website) to obtain additional part information including price, inventory and certifications: [6 Section Bandpass Filter With SMA Female Connectors Operating From 5.25 GHz to 5.85 GHz With a 600 MHz Passband PE8740](https://www.pasternack.com/6-section-band-pass-filter-5.25-5.85-ghz-passband-600-mhz-pe8740-p.aspx)

URL: <https://www.pasternack.com/6-section-band-pass-filter-5.25-5.85-ghz-passband-600-mhz-pe8740-p.aspx>

The information contained in this document is accurate to the best of our knowledge and representative of the part described herein. It may be necessary to make modifications to the part and/or the documentation of the part, in order to implement improvements. Pasternack reserves the right to make such changes as required. Unless otherwise stated, all specifications are nominal. Pasternack does not make any representation or warranty regarding the suitability of the part described herein for any particular purpose, and Pasternack does not assume any liability arising out of the use of any part or documentation.

# PE8740 CAD Drawing

6 Section Bandpass Filter With SMA Female Connectors Operating From 5.25 GHz to 5.85 GHz With a 600 MHz Passband



STANDARD TOLERANCES	
.X	±0.1
.XX	±0.01
.XXX	±0.005

\*STANDARD TOLERANCES APPLY ONLY TO DIMENSIONS IN INCHES

NOTES:  
 1. UNLESS OTHERWISE SPECIFIED ALL DIMENSIONS ARE NOMINAL.  
 2. ALL SPECIFICATIONS ARE SUBJECT TO CHANGE WITHOUT NOTICE AT ANY TIME.  
 3. DIMENSIONS ARE IN INCHES [mm].

DWG TITLE  
**PE8740**

**PE PASTERNAK**  
 THE ENGINEER'S RF SOURCE  
 Pasternack Enterprises, Inc.  
 P.O. Box 16759 | Irvine | CA | 92623  
 Phone: (949) 261-1920 | Fax: (949) 261-7451  
 Website: www.pasternack.com | E-Mail: sales@pasternack.com

FSCM NO. 53919

CAD FILE 030716

SCALE N/A

SIZE A

3045