



High Temperature Adapter 2.92mm Female to 1.85mm Male, 40GHz VSWR1.25, MIL-STD 348B

RF Adapters Technical Data Sheet

PE91655

Configuration

- 2.92mm Female Connector 1
- 1.85mm Male Connector 2
- 50 Ohm
- High Temperature Adapter Design
- Straight Body Geometry

Features

- Max VSWR of 1.25:1 up to 40 GHz
- Gold over Nickel Plated Beryllium Copper Contact

Applications

- Allows Connection Between Series
- General Purpose Test

Description

Pasternack's PE91655 2.92mm female to 1.85mm male adapter is part of our full line of RF components available for same-day shipping. The 2.92mm connector mates mechanically with commercially available SMA and 3.5mm connectors. The 1.85mm connector mates mechanically with commercially available 2.4mm connectors. Our 2.92mm to 1.85mm adapter has a female to male gender configuration built of stainless steel in a high temperature adapter design. PE91655 2.92mm female to 1.85mm male adapter operates to 40 GHz. The Pasternack RF adapter provides excellent VSWR of 1.25:1 maximum.

RF adapters are often used to enable connections between two connector types that would otherwise not mate. Certain adapter configurations can also be used to protect connectors on expensive equipment where the number of connect/disconnect cycles is high. An RF, microwave or millimeter wave adapter is connected to the equipment, and the commonly changed connection is made with the adapter which can be easily replaced when it wears out after high usage; such adapters are referred to as connector savers. Pasternack also offers bulkhead, panel mount, hermetically sealed, reverse polarity, and isolated ground adapter varieties to serve all of your RF, microwave and millimeter wave needs.

Electrical Specifications


Description	Minimum	Typical	Maximum	Units
Frequency Range	DC		40	GHz
VSWR			1.25:1	
Insertion Loss			0.32	dB
Operating Voltage (AC)			100	Vrms
Dielectric Withstanding Voltage (AC)			500	Vrms
Insulation Resistance	5,000			MOhms
RF Leakage			100	dB

Mechanical Specifications

Size

Length	0.79 in [20.07 mm]
Width	0.31 in [7.87 mm]
Height	0.31 in [7.87 mm]

Click the following link (or enter part number in "SEARCH" on website) to obtain additional part information including price, inventory and certifications: [High Temperature Adapter 2.92mm Female to 1.85mm Male, 40GHz VSWR1.25, MIL-STD 348B PE91655](#)



High Temperature Adapter 2.92mm Female to 1.85mm Male, 40GHz VSWR1.25, MIL-STD 348B

RF Adapters Technical Data Sheet

PE91655

Weight 0.01 lbs [4.54 g]

Description	Connector 1	Connector 2
Type	2.92mm Female	1.85mm Male
Polarity	Standard	Standard
Mating Cycles, Min	500	500
Hex Size		8 mm
Mating Torque	11.47 in-lbs [1.30 Nm] min	7.08 to 9.74 in-lbs 0.80 to 1.10 Nm
Contact Captivation Axial Force, Min	4.9 lbs [2.22 kg]	4.5 lbs [2.04 kg]
Coupling Proof Torque	15 in-lbs [1.7 Nm]	15 in-lbs [1.7 Nm]

Material Specifications

Description	Connector 1		Connector 2	
	Material	Plating	Material	Plating
Type	2.92mm Female		1.85mm Male	
Contact	Beryllium Copper	Gold over Nickel	Beryllium Copper	Gold over Nickel
Insulation	PEI		PEI	
Body	Stainless Steel	Passivated	Stainless Steel	Passivated
Coupling Nut			Stainless Steel	Passivated

Environmental Specifications

Temperature

Operating Range -50 to +170 °C

Humidity

Thermal Shock

Salt Spray

MIL-STD-202, Method 206

MIL-STD-202, Method 107, Condition B


MIL-STD-202, Method 101, Condition B

Compliance Certifications (see [product page](#) for current document)

Plotted and Other Data

Notes:

Click the following link (or enter part number in "SEARCH" on website) to obtain additional part information including price, inventory and certifications: [High Temperature Adapter 2.92mm Female to 1.85mm Male, 40GHz VSWR1.25, MIL-STD 348B PE91655](#)



High Temperature Adapter 2.92mm Female to 1.85mm
Male, 40GHz VSWR1.25, MIL-STD 348B

RF Adapters Technical Data Sheet

PE91655

High Temperature Adapter 2.92mm Female to 1.85mm Male, 40GHz VSWR1.25, MIL-STD 348B from Pasternack Enterprises has same day shipment for domestic and International orders. Our RF, microwave and millimeter wave products maintain a 99.4% availability and are part of the broadest selection in the industry.

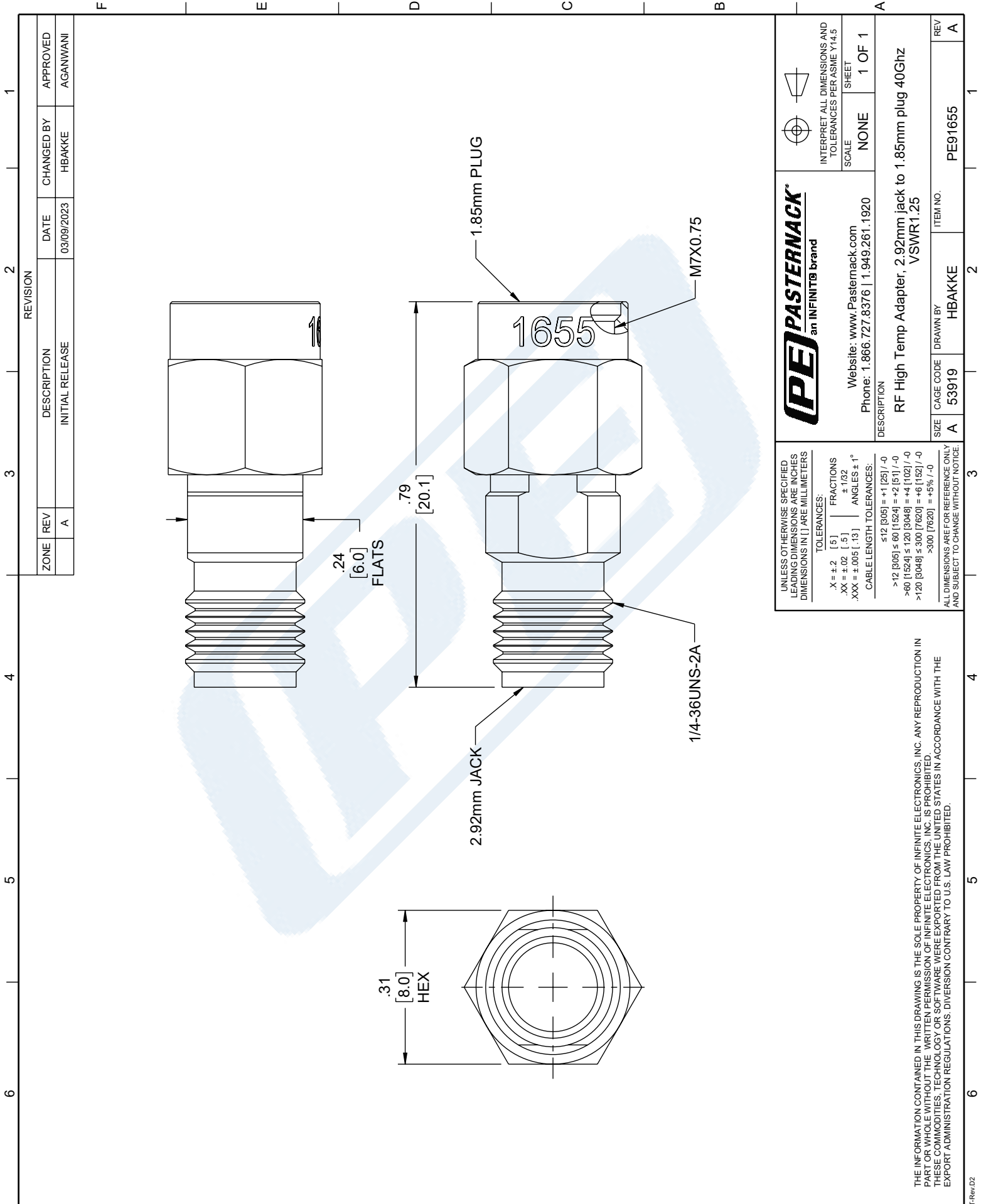
Click the following link (or enter part number in "SEARCH" on website) to obtain additional part information including price, inventory and certifications: [High Temperature Adapter 2.92mm Female to 1.85mm Male, 40GHz VSWR1.25, MIL-STD 348B PE91655](https://www.pasternack.com/high-temperature-adapter-2.92mm-female-to-1.85mm-male-adapter-40ghz-vswr1.25-mil-std-348b-pe91655)

URL: <https://www.pasternack.com/high-temperature-adapter-2.92mm-female-to-1.85mm-male-adapter-40ghz-vswr1.25-mil-std-348b-pe91655-p.aspx>

The information contained in this document is accurate to the best of our knowledge and representative of the part described herein. It may be necessary to make modifications to the part and/or the documentation of the part, in order to implement improvements. Pasternack reserves the right to make such changes as required. Unless otherwise stated, all specifications are nominal. Pasternack does not make any representation or warranty regarding the suitability of the part described herein for any particular purpose, and Pasternack does not assume any liability arising out of the use of any part or documentation.

PE91655 CAD Drawing

High Temperature Adapter 2.92mm Female to 1.85mm
Male, 40GHz VSWR1.25, MIL-STD 348B



REVISION		DATE	CHANGED BY	APPROVED
ZONE	REV			
	A	03/09/2023	HBAKKE	AGANWANI
DESCRIPTION				
INITIAL RELEASE				

<p>PE PASTERNAK an INFINITO brand</p>		<p>INTERPRET ALL DIMENSIONS AND TOLERANCES PER ASME Y14.5</p> <p>SCALE: NONE</p> <p>SHEET: 1 OF 1</p>	
<p>Website: www.Pasternack.com</p> <p>Phone: 1.866.727.8376 1.949.261.1920</p>		<p>DESCRIPTION</p> <p>RF High Temp Adapter, 2.92mm jack to 1.85mm plug 40Ghz VSWR1.25</p>	
SIZE	CAGE CODE	DRAWN BY	ITEM NO.
A	53919	HBAKKE	PE91655

UNLESS OTHERWISE SPECIFIED LEADING DIMENSIONS ARE INCHES DIMENSIONS IN [] ARE MILLIMETERS

TOLERANCES:

X = ±.2	[.5]	FRACTIONS	
.XX = ±.02	[.5]		±.1032
.XXX = ±.005	[.13]	ANGLES ± 1°	

CABLE LENGTH TOLERANCES:

≤12 [305]	±.1 [25]	/ -0
>12 [305] ≤ 60 [1524]	±.2 [51]	/ -0
>60 [1524] ≤ 120 [3048]	±.4 [102]	/ -0
>120 [3048] ≤ 300 [7620]	±.6 [152]	/ -0
>300 [7620]	±.5%	/ -0

ALL DIMENSIONS ARE FOR REFERENCE ONLY AND SUBJECT TO CHANGE WITHOUT NOTICE.

THE INFORMATION CONTAINED IN THIS DRAWING IS THE SOLE PROPERTY OF INFINITE ELECTRONICS, INC. ANY REPRODUCTION IN PART OR WHOLE WITHOUT THE WRITTEN PERMISSION OF INFINITE ELECTRONICS, INC. IS PROHIBITED. THESE COMMODITIES, TECHNOLOGY OR SOFTWARE WERE EXPORTED FROM THE UNITED STATES IN ACCORDANCE WITH THE EXPORT ADMINISTRATION REGULATIONS. DIVERSION CONTRARY TO U.S. LAW PROHIBITED.