



WR-62 Waveguide Standard Gain Horn Antenna
Operating from 12.4 GHz to 18 GHz with a Nominal
10 dBi Gain with Square Cover Flange

Waveguide Antennas Technical Data Sheet

PE9854B-10

Features

- WR-62 Rectangular Waveguide Interface
- 12.4 GHz to 18 GHz
- 10 dBi Nominal Gain
- Square Cover Flange

Applications

- Antenna Measurements
- Wireless Communication
- Laboratory Use
- Microwave Radio System

Description

The PE9854B-10 WR-62 Proline series standard gain horn antenna (also known as waveguide horn) from Pasternack has a nominal gain of 10 dBi. This WR-62 standard gain horn has a square type flange. The Pasternack 10 dBi WR-62 horn antenna operates from 12.4 GHz to 18 GHz. The WR-62 PE9854B-10 waveguide horn is US made and TAA compliant. It is part of over 40,000 RF, microwave and millimeter wave components available from Pasternack.

Waveguide standard gain horn antennas are used in a wide variety of applications due to their high power handling capability, low loss, high directivity, and near constant electrical performance. Pasternack's WR-62 standard gain horns are available in 10, 15 and 20 dBi models with pyramidal shape and rectangular input. Our WR-62 standard gain horn Proline antennas can ship worldwide the same day as it is purchased as with our other available RF parts.

Configuration

Design	WR-62 Standard Gain Horn
Pattern	Directional
Polarization	Linear

Electrical Specifications

Description	Minimum	Typical	Maximum	Units
Frequency Range	12.4		18	GHz
Nominal Gain		10		dB
VSWR		1.5:1		

Mechanical Specifications

Size	
Length	1.61 in [40.89 mm]
Width	1.313 in [33.35 mm]
Height	1.313 in [33.35 mm]
Weight	0.05 lbs [22.68 g]

Waveguide Interface

Waveguide Size	WR-62
Flange Type	Square Cover

Click the following link (or enter part number in "SEARCH" on website) to obtain additional part information including price, inventory and certifications: [WR-62 Waveguide Standard Gain Horn Antenna Operating from 12.4 GHz to 18 GHz with a Nominal 10 dBi Gain with Square Cover Flange PE9854B-10](#)



WR-62 Waveguide Standard Gain Horn Antenna
Operating from 12.4 GHz to 18 GHz with a Nominal
10 dBi Gain with Square Cover Flange

Waveguide Antennas Technical Data Sheet

PE9854B-10

Flange Designation
Body Material and Plating

UG-1665/U
Aluminum

Compliance Certifications (see [product page](#) for current document)

Plotted and Other Data

WR-62 Waveguide Standard Gain Horn Antenna Operating from 12.4 GHz to 18 GHz with a Nominal 10 dBi Gain with Square Cover Flange from Pasternack Enterprises has same day shipment for domestic and International orders. Our RF, microwave and millimeter wave products maintain a 99.4% availability and are part of the broadest selection in the industry.

Click the following link (or enter part number in "SEARCH" on website) to obtain additional part information including price, inventory and certifications: [WR-62 Waveguide Standard Gain Horn Antenna Operating from 12.4 GHz to 18 GHz with a Nominal 10 dBi Gain with Square Cover Flange PE9854B-10](#)

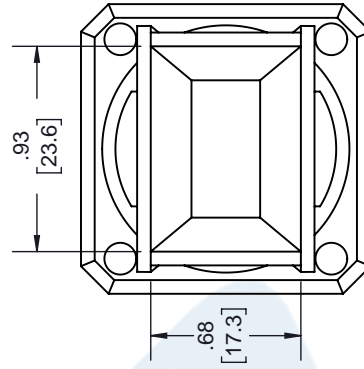
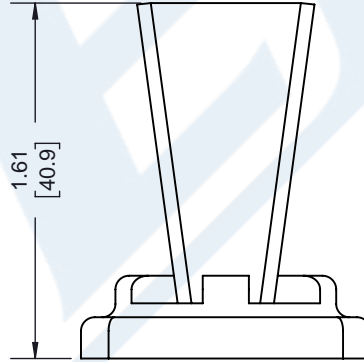
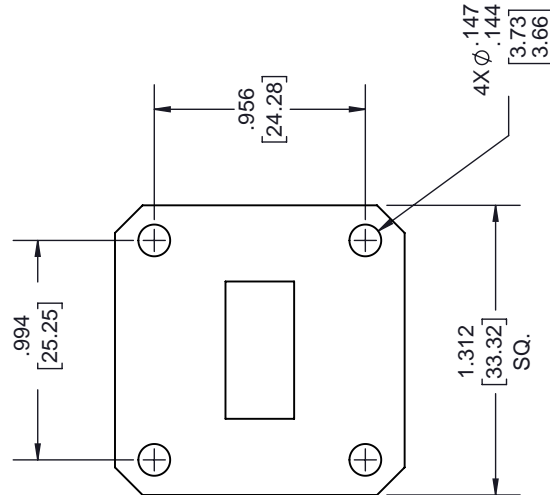
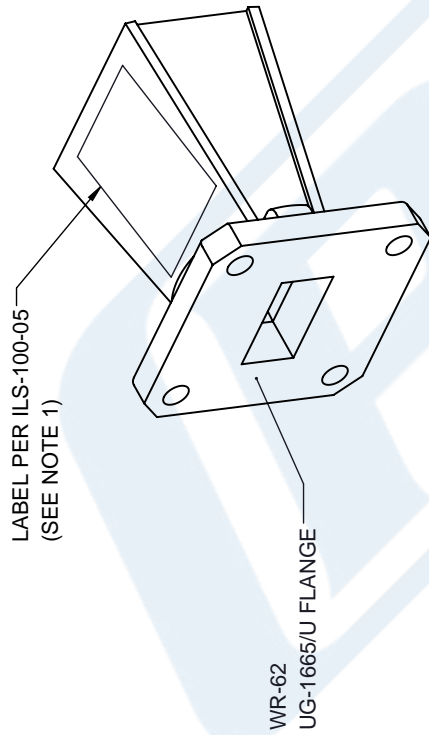
URL: <https://www.pasternack.com/standard-gain-horn-waveguide-size-wr34-pe9851-10-p.aspx>

The information contained in this document is accurate to the best of our knowledge and representative of the part described herein. It may be necessary to make modifications to the part and/or the documentation of the part, in order to implement improvements. Pasternack reserves the right to make such changes as required. Unless otherwise stated, all specifications are nominal. Pasternack does not make any representation or warranty regarding the suitability of the part described herein for any particular purpose, and Pasternack does not assume any liability arising out of the use of any part or documentation.

PE9854B-10 CAD Drawing

WR-62 Waveguide Standard Gain Horn Antenna Operating from 12.4 GHz to 18 GHz with a Nominal 10 dBi Gain with Square Cover Flange

REVISIONS			
REV.	DESCRIPTION	DATE	APPROVED
A	INITIAL RELEASE	11/03/2020	KHIETPAS



UNLESS OTHERWISE SPECIFIED
LEADING DIMENSIONS ARE INCHES
DIMENSIONS IN [] ARE MILLIMETERS

TOLERANCES:
X = ±.2 [5.08] FRACTIONS
.XX = ±.02 [.51] ± 1/32
.XXX = ±.005 [.13] ANGLES ± 1°

CABLE LENGTH (L) TOLERANCES:
L ≤ 12 [305] = +1 [25] / -0
12 [305] < L ≤ 60 [1524] = +2 [51] / -0
60 [1524] < L ≤ 120 [3048] = +4 [102] / -0
120 [3048] < L ≤ 300 [7620] = +6 [152] / -0
300 [7620] < L = +5% / -0

ALL DIMENSIONS SHOWN
ARE FOR REFERENCE ONLY.

PE PASTERNAK
an INFINITE brand

Pasternack Enterprises, Inc.
P.O. Box 16759, Irvine, CA 92623.
Phone: 1.949.261.1920 | 1.866.727.8376
Fax: 1.949.261.7451
Website: www.pasternack.com
E-mail: sales@pasternack.com

SIZE A CAGE CODE 53919 DRAWN BY BPUCHASKI ITEM NO. PE9854B-10 REV A

THIRD-ANGLE PROJECTION

THE INFORMATION AND
DESIGN IN THIS DOCUMENT
IS THE PROPERTY OF
PASTERNAK CORPORATION
ALL RIGHTS RESERVED.

SHEET 1 OF 1
SCALE N/A

NOTES:
1. LABEL PER ILS-100-05 (FOR INTERNAL REFERENCE ONLY)
LABEL LOCATION FOR REFERENCE ONLY

THESE COMMODITIES, TECHNOLOGY OR SOFTWARE WERE EXPORTED FROM THE UNITED STATES IN ACCORDANCE WITH THE EXPORT ADMINISTRATION REGULATIONS. DIVERSION CONTRARY TO U.S. LAW PROHIBITED.