



N Male Right Angle Low PIM Connector Solder Attachment for SPO-500, SPF-500

RF Connectors Technical Data Sheet



TC-SPO500-NM-RA-LP

Times Microwave Systems Connector Specification

Configuration

- N Male Connector
- 50 Ohms
- Right Angle Body Geometry
- SPO-500, SPF-500 Interface Type
- Solder/Solder Attachment
- Low PIM Design

Features

- Max. Operating Frequency 6 GHz
- Good VSWR of 1.35:1
- PIM levels lower than -160 dBc
- Silver Plated Brass Contact
- 200 μ m contact plating

Applications

- General Purpose Test
- Custom Cable Assemblies
- Distributed Antenna Systems (DAS)
- Wireless Communications
- Low PIM Applications

Description

Times Microwave's TC-SPO500-NM-RA-LP type N male right angle connector offered by Pasternack with solder/solder attachment for Times' SPO-500 and SPF-500 is part of our full line of RF components available for same-day shipping. Times Microwave's type N male connector operates up to a maximum frequency of 6 GHz and offers good VSWR of 1.35:1. The Times type N male connector also has low passive intermodulation of -160 dBc. Its right angle body geometry allows for easier connections in tight spaces.

Times Microwave's type N male right angle connector TC-SPO500-NM-RA-LP datasheet specifications and drawing with dimensions are shown below in this PDF. Pasternack's broad catalog of RF, microwave and millimeter wave connectors allows designers to configure and customize their signal connections however they like. Whether the need is to provide an I/O for a board design, or simply create a custom cable assembly configuration, Pasternack has the right connector for the job. Pasternack can also expertly build your custom cable assemblies for you and ship same-day.

Electrical Specifications

Description	Minimum	Typical	Maximum	Units
Frequency Range	DC		6	GHz
VSWR			1.35:1	
Insertion Loss			0.25	dB
Passive Intermodulation			-160	dBc
Operating Voltage (DC)			2,500	Vdc
Insulation Resistance	10,000			MOhms

Click the following link (or enter part number in "SEARCH" on website) to obtain additional part information including price, inventory and certifications: [N Male Right Angle Low PIM Connector Solder Attachment for SPO-500, SPF-500 TC-SPO500-NM-RA-LP](#)



N Male Right Angle Low PIM Connector Solder Attachment for SPO-500, SPF-500

RF Connectors
Technical Data Sheet



TC-SPO500-NM-RA-LP

Performance by Frequency

Description	F1	F2	F3	F4	F5	Units
Frequency Range	DC to 3	3 to 6				GHz
VSWR, Max	1.1:1	1.35:1				

Electrical Specification Notes:
Insertion Loss is 0.1*sqrt(FGHz)

Mechanical Specifications

Size

Length	1.29 in [32.77 mm]
Height	1.57 in [39.88 mm]
Mating Torque	6 to 10 in-lbs [0.68 to 1.13 Nm]

Material Specifications

Description	Material	Plating
Contact	Brass	Silver 200 µin
Insulation	PTFE	
Body	Brass	Tri-Metal 100 µin
Coupling Nut	Brass	Tri-Metal 100 µin
Gasket	Silicone	

Environmental Specifications

Temperature

Operating Range	-55 to +155 deg C
Shock	US MIL-STD 202G
Vibration	US MIL-STD 202G
Thermal Shock	US MIL-STD 202G

Compliance Certifications (see [product page](#) for current document)

Plotted and Other Data

Notes:

Click the following link (or enter part number in "SEARCH" on website) to obtain additional part information including price, inventory and certifications: [N Male Right Angle Low PIM Connector Solder Attachment for SPO-500, SPF-500 TC-SPO500-NM-RA-LP](#)



N Male Right Angle Low PIM Connector Solder Attachment for SPO-500, SPF-500

RF Connectors Technical Data Sheet



TC-SPO500-NM-RA-LP

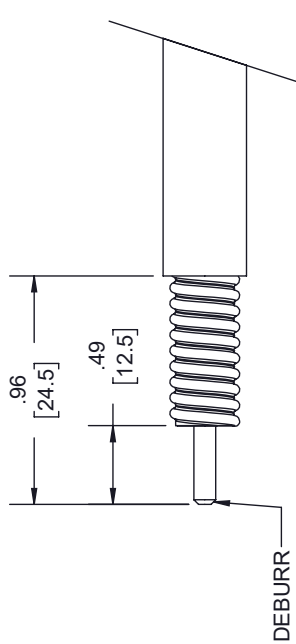
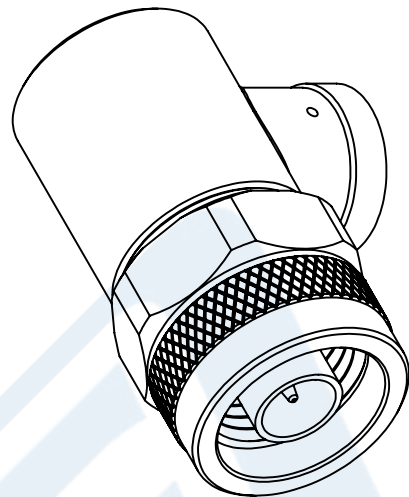
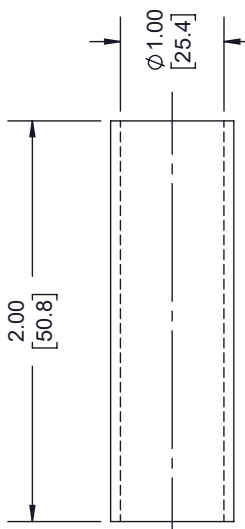
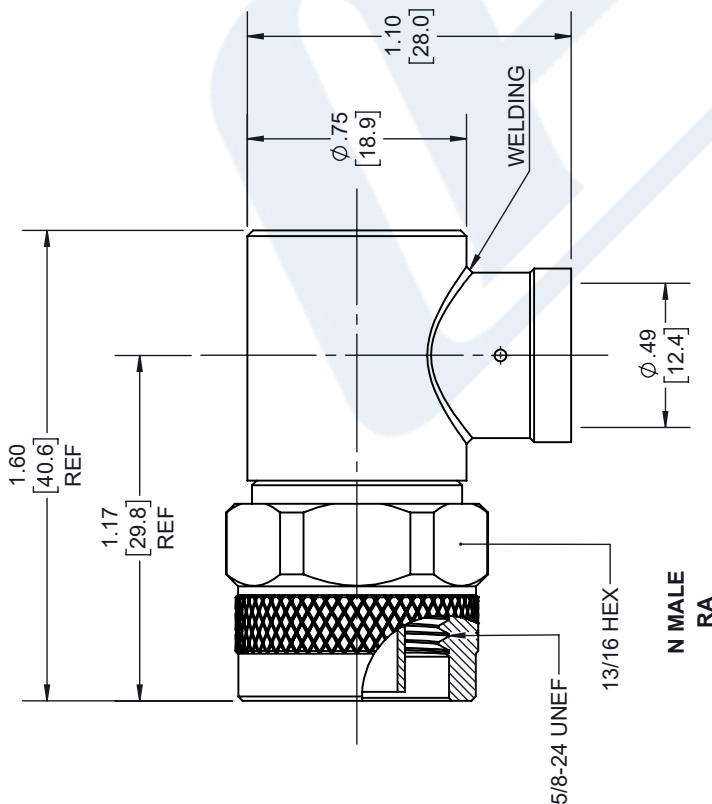
N Male Right Angle Low PIM Connector Solder Attachment for SPO-500, SPF-500 from Pasternack Enterprises has same day shipment for domestic and International orders. Our RF, microwave and millimeter wave products maintain a 99.4% availability and are part of the broadest selection in the industry.

Click the following link (or enter part number in "SEARCH" on website) to obtain additional part information including price, inventory and certifications: [N Male Right Angle Low PIM Connector Solder Attachment for SPO-500, SPF-500 TC-SPO500-NM-RA-LP](https://www.pasternack.com/n-male-spo-500-spf-500-connector-tc-spo500-nm-ra-lp-p.aspx)

URL: <https://www.pasternack.com/n-male-spo-500-spf-500-connector-tc-spo500-nm-ra-lp-p.aspx>

The information contained in this document is accurate to the best of our knowledge and representative of the part described herein. It may be necessary to make modifications to the part and/or the documentation of the part, in order to implement improvements. Pasternack reserves the right to make such changes as required. Unless otherwise stated, all specifications are nominal. Pasternack does not make any representation or warranty regarding the suitability of the part described herein for any particular purpose, and Pasternack does not assume any liability arising out of the use of any part or documentation.

REVISIONS			
REV.	DESCRIPTION	DATE	APPROVED
A	INITIAL RELEASE	05/30/19	S. ELLIS



STRIPPING DIMENSIONS

- NOTES:
- CABLE ATTACHMENT:
 - OUTER: SOLDER.
 - INNER: SOLDER.

UNLESS OTHERWISE SPECIFIED LEADING DIMENSIONS ARE INCHES DIMENSIONS IN [] ARE MILLIMETERS
TOLERANCES:
X±.2 [5.08] FRACTIONS ±1/32
XX±.01 [.25] ANGLES ± 1°
XXX±.005 [.13] ALL DIMENSIONS SHOWN ARE FOR REFERENCE ONLY.
THIRD-ANGLE PROJECTION

		Pastermack Enterprises, Inc. P.O. Box 16759, Irvine, CA 92623. Phone: 1.949.261.1920 1.866.727.8376 Fax: 1.949.261.7451 www.pastermack.com e-mail: sales@pastermack.com	
THE INFORMATION AND DESIGN IN THIS DOCUMENT IS THE PROPERTY OF PASTERNAK CORPORATION. ALL RIGHTS RESERVED.	SHEET 1 OF 1	SCALE N/A	REV A
SIZE A	CAGE NUMBER 53919	DRAWN BY K.DANG	PART NUMBER TC-SPO500-NM-RA-LP