

N Male Connector Crimp/Solder Attachment for LMR-200, PE-C200



TC-200-NMH-X



Times Microwave Systems Connector Specification

Configuration

- N Male Connector
- MIL-STD-348
- 50 Ohms
- Straight Body Geometry
- Connector Interface Types: LMR-200, PE-C200
- 13/16 Inch Hex

Features

- Max. Operating Frequency 6 GHz
- Gold Plated Brass Contact

Applications

- General Purpose Test
- Custom Cable Assemblies

Description

Pasternack's TC-200-NMH-X type N , N, Standard, Connector is part of our full line of RF components available for same-day shipping. Our type N male connector operates up to a maximum frequency of 6 GHz.

Our type N male connector TC-200-NMH-X datasheet specifications and drawing with dimensions are shown below in this PDF. Pasternack's broad catalog of RF, microwave and millimeter wave connectors allows designers to configure and customize their signal connections however they like. Whether the need is to provide an I/O for a board design, or simply create a custom cable assembly configuration, Pasternack has the right connector for the job. Pasternack can also expertly build your custom cable assemblies for you and ship same-day.

Electrical Specifications

Description	Minimum	Typical	Maximum	Units
Frequency Range	DC		6	GHz
Dielectric Withstanding Voltage (AC)			1,000	Vrms
Impedance		50		Ohms

Mechanical Specifications

Size

Length	1.51 in [38.35 mm]
Width	0.89 in [22.61 mm]
Height	0.89 in [22.61 mm]
Weight	0.083 lbs [37.65 g]

Material Specifications

Description	Material	Plating
Contact	Brass	Gold
Insulation	PTFE	
Body	Brass	Tri-Metal
Coupling Nut	Brass	Tri-Metal

N Male Connector Crimp/Solder Attachment for LMR-200, PE-C200



TC-200-NMH-X

Environmental Specifications

Temperature

Operating Range

-65 to +165 deg C

Compliance Certifications (see [product page](#) for current document)

Plotted and Other Data

Notes:

N Male Connector Crimp/Solder Attachment for LMR-200, PE-C200 from Pasternack Enterprises has same day shipment for domestic and International orders. Our RF, microwave and millimeter wave products maintain a 99.4% availability and are part of the broadest selection in the industry.

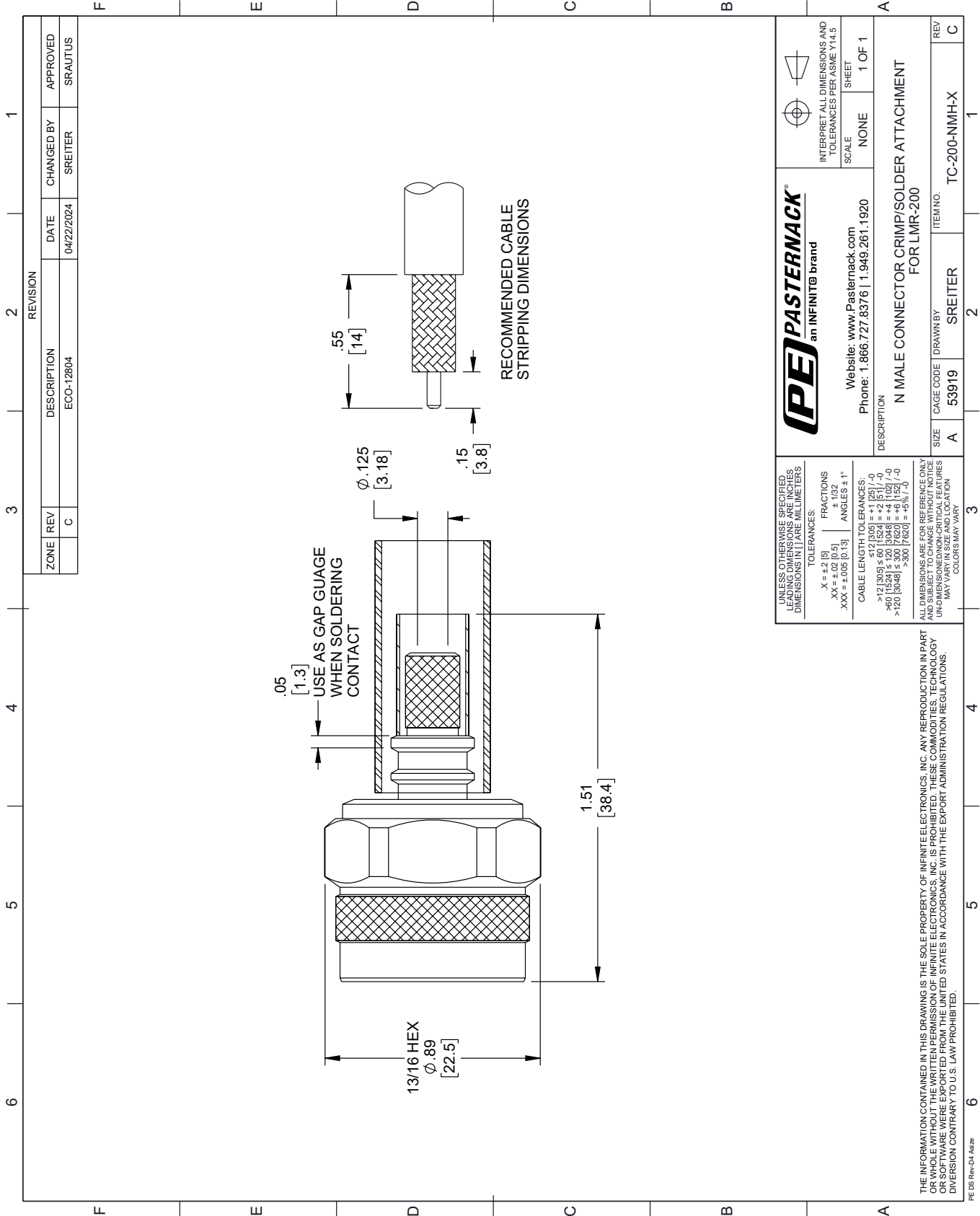
Click the following link (or enter part number in "SEARCH" on website) to obtain additional part information including price, inventory and certifications: [N Male Connector Crimp/Solder Attachment for LMR-200, PE-C200 TC-200-NMH-X](#)

URL: <https://www.pasternack.com/n-male-lmr-200-pe-c200-connector-tc-200-nmh-x-p.aspx>

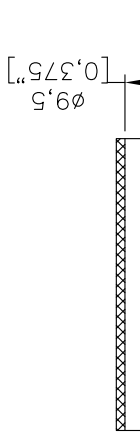
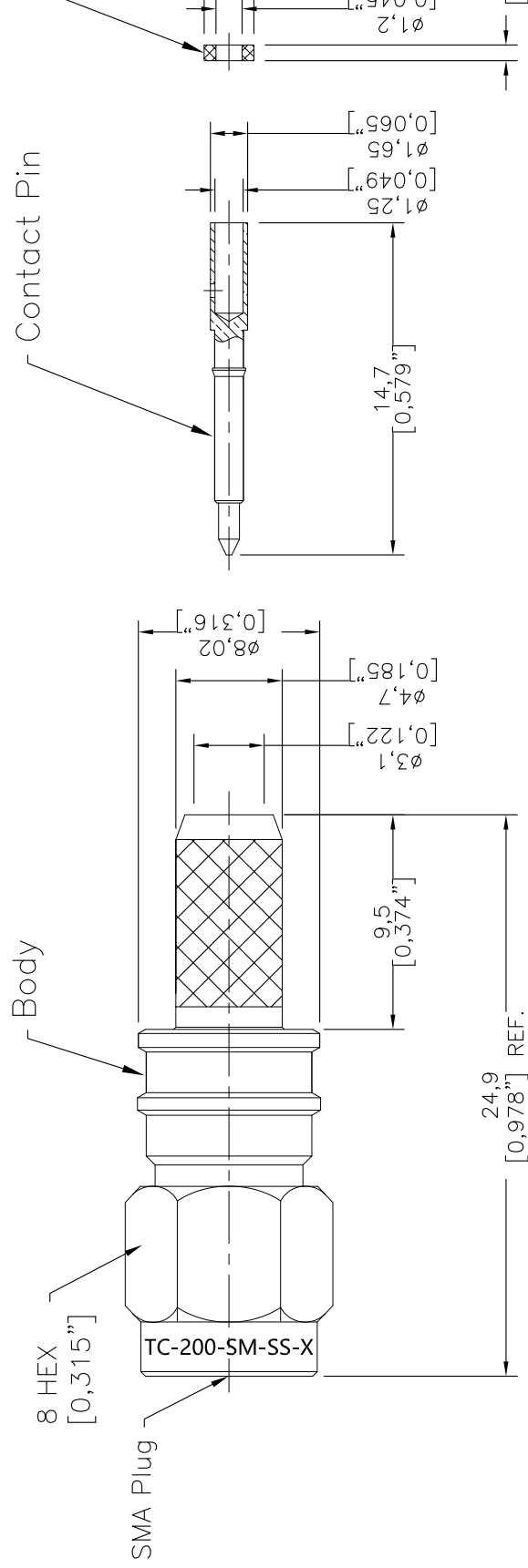
The information contained within this document is accurate to the best of our knowledge and representative of the part described herein. It may be necessary to make modifications to the part and/or the documentation of the part in order to implement improvements. Pasternack Enterprises reserves the right to make such changes as required. Unless otherwise stated, all specifications are nominal. Pasternack Enterprises does not make any representation or warranty regarding the suitability of the part described herein for any particular purpose, and Pasternack Enterprises does not assume liability arising out of the use of any part or document.

TC-200-NMH-X CAD Drawing

N Male Connector Crimp/Solder Attachment for LMR-200, PE-C200



NOTICE OF PROPRIETARY RIGHTS THIS DOCUMENT CONTAINS CONFIDENTIAL DATA, INCLUDING TRADE SECRETS, PROPRIETARY TO TIMES MICROWAVE SYSTEMS. DISCLOSURE OF THIS DATA IS EXPRESSLY CONDITIONED UPON YOUR ASSENT THAT ITS USE IS LIMITED TO USE WITH IN YOUR COMPANY ONLY. ANY OTHER USE IS STRICTLY PROHIBITED WITHOUT THE PRIOR WRITTEN CONSENT OF TIMES MICROWAVE SYSTEMS.



I. MATERIALS & FINISHES

II. ELECTRICAL PROPERTIES

Components Materials Finishes Thk. (μ "

Impedance (Ω):

50



Low Loss Flexible .200 inch Foam Dielectric Type Coax Cable Double Shielded with Black PE Jacket

TECHNICAL DATA SHEET

PE-C200

Low Loss Flexible .200 inch Foam Dielectric Type Coax Cable Double Shielded with Black PE Jacket

Configuration

Cable Design	Low Loss
Inner Conductor Material and Plating	Copper
Dielectric Type	PE (F)
Shield Materials	Aluminum Tape, Tinned Copper Braid
Jacket Material and Color	PE, Black

Electrical Specifications

Impedance, Ohms	50
Velocity of Propagation, %	83
Maximum Operating Frequency, GHz	5.8
RF Shielding, dB	90
Capacitance, pF/ft [pF/m]	24.5 [80.38]
Maximum Operating Voltage, Volts	1,000
Dielectric Withstanding Voltage, Vdc	1,000
Jacket Spark, Vrms	3,000
Peak Power, KWatts	2.5

Electrical Specifications by Frequency

Frequency 1

Frequency, MHz	50
Attenuation, dB/100ft [dB/100m]	2.3 [7.55]
Power Handling, Watts	790

Frequency 2

Frequency, MHz	150
Attenuation, dB/100ft [dB/100m]	4 [13.12]
Power Handling, Watts	450

Frequency 3

Frequency, GHz	1.5
Attenuation, dB/100ft [dB/100m]	12.9 [42.32]
Power Handling, Watts	140

Frequency 4

Frequency, GHz	2.5
Attenuation, dB/100ft [dB/100m]	16.9 [55.45]
Power Handling, Watts	110

Click the following link (or enter part number in "SEARCH" on website) to obtain additional part information including price, inventory and certifications: [Low Loss Flexible .200 inch Foam Dielectric Type Coax Cable Double Shielded with Black PE Jacket PE-C200](#)

The information contained in this document is accurate to the best of our knowledge and representative of the part described herein. It may be necessary to make modifications to the part and/or the documentation of the part, in order to implement improvements. Pasternack reserves the right to make such changes as required. Unless otherwise stated, all specifications are nominal.



Low Loss Flexible .200 inch Foam Dielectric Type Coax
 Cable Double Shielded with Black PE Jacket

TECHNICAL DATA SHEET

PE-C200

Frequency 5

Frequency, GHz	5.8
Attenuation, dB/100ft [dB/100m]	26.4 [86.61]
Power Handling, Watts	70

Mechanical Specifications

Temperature

Operating Range, deg C	-40 to +85
Storage Range, deg C	-70 to +85

Inner Conductor

Number of Strands	1
Material	Copper
Diameter, in [mm]	0.044 [1.12]

Dielectric:

Type	PE (F)
Diameter, in [mm]	0.116 [2.95]

Shield:

Number of	2
Material 1	Aluminum Tape
Material 2	Tinned Copper Braid
Diameter, in [mm]	0.144 [3.66]

Jacket:

Material	PE
Diameter, in [mm]	0.195 [4.95]
Color	Black
Weight, lbs/ft [Kg/m]	0.022 [0.03]

Compliance Certifications (visit www.Pasternack.com for current document)

RoHS Compliant	Yes
----------------	-----

Click the following link (or enter part number in "SEARCH" on website) to obtain additional part information including price, inventory and certifications: [Low Loss Flexible .200 inch Foam Dielectric Type Coax Cable Double Shielded with Black PE Jacket PE-C200](#)

The information contained in this document is accurate to the best of our knowledge and representative of the part described herein. It may be necessary to make modifications to the part and/or the documentation of the part, in order to implement improvements. Pasternack reserves the right to make such changes as required. Unless otherwise stated, all specifications are nominal.



Low Loss Flexible .200 inch Foam Dielectric Type Coax
Cable Double Shielded with Black PE Jacket

TECHNICAL DATA SHEET

PE-C200

Plotted and Other Data

Notes:

Values at 25 °C, sea level

Low Loss Flexible .200 inch Foam Dielectric Type Coax Cable Double Shielded with Black PE Jacket from Pasternack Enterprises has same day shipment for domestic and International orders. Our RF, microwave and fiber optic products maintain a 99% availability and are part of the broadest selection in the industry.

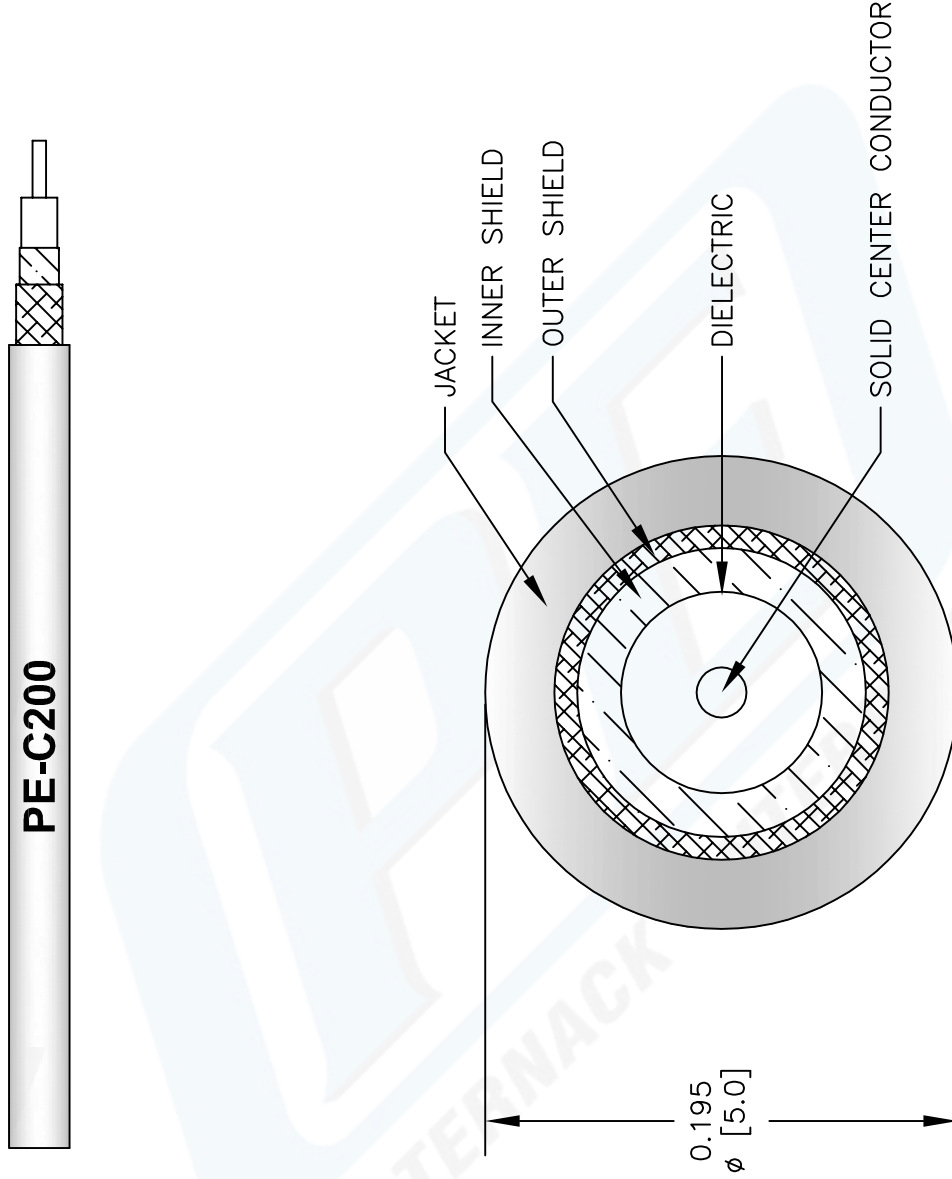
Click the following link (or enter part number in "SEARCH" on website) to obtain additional part information including price, inventory and certifications: [Low Loss Flexible .200 inch Foam Dielectric Type Coax Cable Double Shielded with Black PE Jacket PE-C200](#)

URL: <http://www.pasternack.com/flexible-0.195-50-ohm-coax-cable-pe-jacket-pe-c200-p.aspx>

The information contained in this document is accurate to the best of our knowledge and representative of the part described herein. It may be necessary to make modifications to the part and/or the documentation of the part, in order to implement improvements. Pasternack reserves the right to make such changes as required. Unless otherwise stated, all specifications are nominal.

PE-C200 CAD Drawing

Low Loss Flexible .200 inch Foam Dielectric Type Coax
Cable Double Shielded with Black PE Jacket



NOTES:
1. UNLESS OTHERWISE SPECIFIED ALL DIMENSIONS ARE NOMINAL.
2. ALL SPECIFICATIONS ARE SUBJECT TO CHANGE WITHOUT NOTICE AT ANY TIME.
3. DIMENSIONS ARE IN INCHES [mm].

DWG TITLE

PE-C200

FSCM NO. 53919

CAD FILE 040113-A

SCALE N/A

SIZE A

127



PASTERNAK®
Pasternack Enterprises, Inc.
P.O. Box 16759 | Irvine | CA | 92623
Phone: (949) 261-1920 | Fax: (949) 261-7451
Website: www.pasternack.com | E-Mail: sales@pasternack.com