



**BMA Jack MIL-STD-38999 (D38999) Connector**  
Solder Attachment for RG405, PE-SR405AL,  
PE-SR405FL, PE-SR405FLJ

**RF Connectors Technical Data Sheet**

**PE45325**

**Configuration**

- Snap-On BMA Jack Connector
- 50 Ohms
- Straight Body Geometry
- RG405, PE-SR405AL, PE-SR405FL, PE-SR405FLJ Interface Type
- Solder/Solder Attachment

**Features**

- Max. Operating Frequency 22 GHz
- Good VSWR of 1.27:1
- Gold Plated Beryllium Copper Contact
- 51.18µ in. minimum contact plating
- Blind Mate Connector
- IP54(Mated)
- Low-Engagement Force
- Radial and Axial Float Versions

**Applications**

- General Purpose Test
- Custom Cable Assemblies
- Blind Mating
- Rack and Panel
- Phased Array Systems
- Base Stations
- RF Backplanes
- Test I/O

**Description**

Pasternack's PE45325 BMA jack snap-on connector with solder/solder attachment for RG405, PE-SR405AL, PE-SR405FL and PE-SR405FLJ is part of our full line of RF components available for same-day shipping. Our BMA jack connector operates up to a maximum frequency of 22 GHz and offers good VSWR of 1.27:1. The Pasternack blind mate connector is ideal for applications where direct visual or tactile access to the connection point is not possible, for example, when two circuit boards need to be mated.

Our BMA jack connector PE45325 datasheet specifications and drawing with dimensions are shown below in this PDF. Pasternack's broad catalog of RF, microwave and millimeter wave connectors allows designers to configure and customize their signal connections however they like. Whether the need is to provide an I/O for a board design, or simply create a custom cable assembly configuration, Pasternack has the right connector for the job. Pasternack can also expertly build your custom cable assemblies for you and ship same-day.

**Electrical Specifications**

Description	Minimum	Typical	Maximum	Units
Frequency Range	DC		22	GHz
VSWR			1.27:1	
Insertion Loss			0.14	dB
Operating Voltage (AC)			500	Vrms
Dielectric Withstanding Voltage (AC)			1,000	Vrms
Insulation Resistance	5,000			MOhms

Click the following link (or enter part number in "SEARCH" on website) to obtain additional part information including price, inventory and certifications: [BMA Jack MIL-STD-38999 \(D38999\) Connector Solder Attachment for RG405, PE-SR405AL, PE-SR405FL, PE-SR405FLJ PE45325](#)



BMA Jack MIL-STD-38999 (D38999) Connector  
Solder Attachment for RG405, PE-SR405AL,  
PE-SR405FL, PE-SR405FLJ

RF Connectors Technical Data Sheet

PE45325

**Mechanical Specifications**

**Size**

Length	0.84 in [21.34 mm]
Width/Dia.	0.315 in [8.00 mm]
Weight	0.007 lbs [3.18 g]
Mating Cycles	1,000 Cycles

**Material Specifications**

Description	Material	Plating
Contact	Beryllium Copper	Gold 51.18μ in. minimum
Insulation	PTFE	
Outer Conductor	Beryllium Copper	Gold
Body	Stainless Steel	Gold 19.68μ in. minimum

**Mechanical Specification Notes:**

Recommended axial float mount for best electrical performance: 0.51 +/- 0.25 mm (.020" +/- .010)

**Environmental Specifications**

**Temperature**

Operating Range	-40 to +105 deg C
Ingress Protection (IP) Rating	IP54(Mated)

Click the following link (or enter part number in "SEARCH" on website) to obtain additional part information including price, inventory and certifications: [BMA Jack MIL-STD-38999 \(D38999\) Connector Solder Attachment for RG405, PE-SR405AL, PE-SR405FL, PE-SR405FLJ PE45325](#)



**BMA Jack MIL-STD-38999 (D38999) Connector  
Solder Attachment for RG405, PE-SR405AL,  
PE-SR405FL, PE-SR405FLJ**

**RF Connectors Technical Data Sheet**

**PE45325**

**Compliance Certifications** (see [product page](#) for current document)

**Plotted and Other Data**

Notes:

BMA Jack MIL-STD-38999 (D38999) Connector Solder Attachment for RG405, PE-SR405AL, PE-SR405FL, PE-SR405FLJ from Pasternack Enterprises has same day shipment for domestic and International orders. Our RF, microwave and millimeter wave products maintain a 99.4% availability and are part of the broadest selection in the industry.

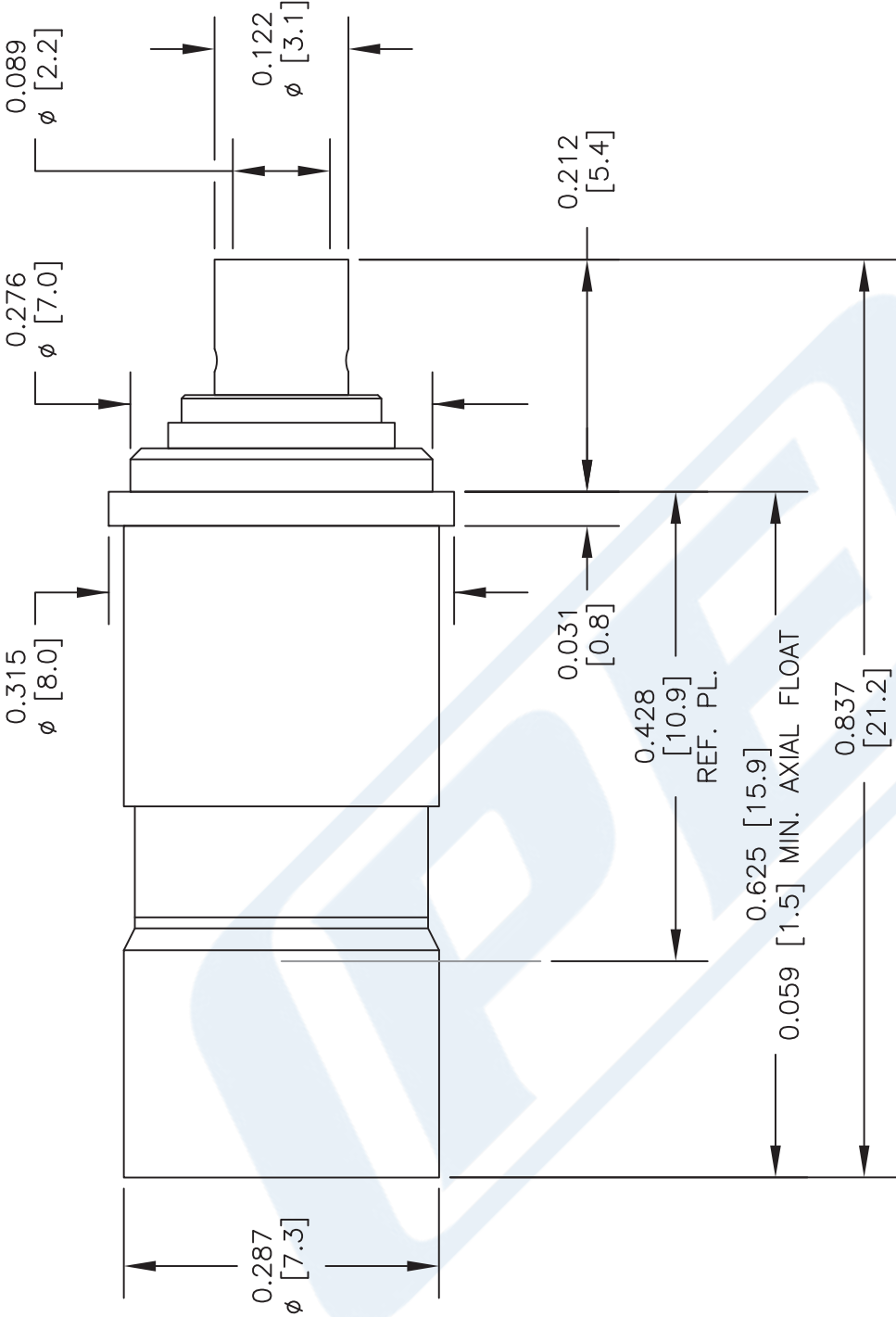
Click the following link (or enter part number in "SEARCH" on website) to obtain additional part information including price, inventory and certifications: [BMA Jack MIL-STD-38999 \(D38999\) Connector Solder Attachment for RG405, PE-SR405AL, PE-SR405FL, PE-SR405FLJ PE45325](#)

URL: <https://www.pasternack.com/bma-jack-snap-on-rg405-pe-sr405al-pe-sr405fl-pe-sr405flj-connector-pe45325-p.aspx>

The information contained in this document is accurate to the best of our knowledge and representative of the part described herein. It may be necessary to make modifications to the part and/or the documentation of the part, in order to implement improvements. Pasternack reserves the right to make such changes as required. Unless otherwise stated, all specifications are nominal. Pasternack does not make any representation or warranty regarding the suitability of the part described herein for any particular purpose, and Pasternack does not assume any liability arising out of the use of any part or documentation.

# PE45325 CAD Drawing

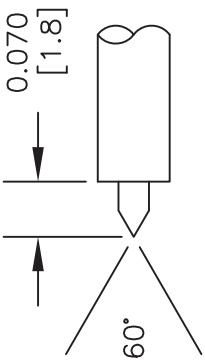
BMA Jack MIL-STD-38999 (D38999) Connector Solder Attachment  
for RG405, PE-SR405AL, PE-SR405FL, PE-SR405FLJ



STANDARD TOLERANCES	
.X	±0.2
.XX	±0.1
.XXX	±0.05

\*STANDARD TOLERANCES APPLY  
ONLY TO DIMENSIONS IN INCHES

NOTES:  
1. UNLESS OTHERWISE SPECIFIED ALL DIMENSIONS ARE NOMINAL.  
2. ALL SPECIFICATIONS ARE SUBJECT TO CHANGE WITHOUT NOTICE AT ANY TIME.  
3. DIMENSIONS ARE IN INCHES [mm].



## STRIPPING DIMENSIONS

### ASSEMBLY PROCEDURES

1. STRIP CABLE AS SHOWN. DO NOT NICK CENTER CONDUCTOR.
2. SLIDE CABLE INTO CONNECTOR INSURING CENTER CONDUCTOR MATES WITH CENTER PIN.
3. OUTER CONDUCTOR BOTTOMS OUT WITH BODY SHOULDER. SOLDER OUTER CONDUCTOR TO BODY.

DWG TITLE  
**PE45325**

**PE PASTERNAK®**  
THE ENGINEER'S RF SOURCE  
Pasternack Enterprises, Inc.  
P.O. Box 16759 | Irvine | CA | 92623  
Phone: (949) 261-1920 | Fax: (949) 261-7451  
Website: www.pasternack.com | E-Mail: sales@pasternack.com

CAGE CODE 53919

CAD FILE 020817

SCALE N/A

SIZE A

2233



## BMA Jack Right Angle Slide-On Connector Solder Attachment 2 Hole Flange Mount for RG405, PE-SR405AL, PE-SR405FL, PE-SR405FLJ

### RF Connectors Technical Data Sheet

PE45331

#### Configuration

- Slide-On BMA Jack Connector
- 50 Ohms
- Right Angle Body Geometry
- RG405, PE-SR405AL, PE-SR405FL, PE-SR405FLJ

- Interface Type
- Solder/Solder Attachment
  - 2 Hole Flange

#### Features

- Max. Operating Frequency 12.4 GHz
- Good VSWR of 1.46:1
- Gold Plated Beryllium Copper Contact
- Blind Mate Connector
- Low-Engagement Force
- Radial and Axial Float Versions

#### Applications

- General Purpose Test
- Rack and Panel Mount Applications
- Custom Cable Assemblies
- Blind Mating
- Rack and Panel
- Phased Array Systems
- Base Stations
- RF Backplanes
- Test I/O

#### Description

Pasternack's PE45331 BMA jack slide-on right angle 2 hole flange mount connector with solder/solder attachment for RG405, PE-SR405AL, PE-SR405FL and PE-SR405FLJ is part of our full line of RF components available for same-day shipping. Our BMA jack connector operates up to a maximum frequency of 12.4 GHz and offers good VSWR of 1.46:1. The Pasternack blind mate connector is ideal for applications where direct visual or tactile access to the connection point is not possible, for example, when two circuit boards need to be mated. Its right angle body geometry allows for easier connections in tight spaces. This BMA 2 hole flange connector allows designers to create external connections on their product enclosures, and can be used in a variety of other rack mount and panel mount applications.

Our BMA jack right angle 2 hole flange connector PE45331 datasheet specifications and drawing with dimensions are shown below in this PDF. Pasternack's broad catalog of RF, microwave and millimeter wave connectors allows designers to configure and customize their signal connections however they like. Whether the need is to provide an I/O for a board design, or simply create a custom cable assembly configuration, Pasternack has the right connector for the job. Pasternack can also expertly build your custom cable assemblies for you and ship same-day.

#### Electrical Specifications

Description	Minimum	Typical	Maximum	Units
Frequency Range	DC		12.4	GHz
VSWR			1.46:1	
Insertion Loss			0.25	dB
Operating Voltage (AC)			350	Vrms
Dielectric Withstanding Voltage (AC)			1,000	Vrms
Insulation Resistance	5,000			MOhms

Click the following link (or enter part number in "SEARCH" on website) to obtain additional part information including price, inventory and certifications: [BMA Jack Right Angle Slide-On Connector Solder Attachment 2 Hole Flange Mount for RG405, PE-SR405AL, PE-SR405FL, PE-SR405FLJ PE45331](#)



BMA Jack Right Angle Slide-On Connector Solder  
Attachment 2 Hole Flange Mount for RG405, PE-  
SR405AL, PE-SR405FL, PE-SR405FLJ

## RF Connectors Technical Data Sheet

PE45331

### Mechanical Specifications

#### Size

Length	0.87 in [22.1 mm]
Width/Dia.	0.37 in [9.40 mm]
Height	0.75 in [19.05 mm]
Weight	0.019 lbs [8.62 g]
Mating Cycles	1,000 Cycles

### Material Specifications

Description	Material	Plating
Contact	Beryllium Copper	Gold
Insulation	PTFE	
Outer Conductor	Beryllium Copper	Gold
Body	Brass	Tri-Metal

Mechanical Specification Notes:

Recommended axial float mount for best electrical performance: 0.51 +/- 0.25 mm (.020" +/- .010)

### Environmental Specifications

#### Temperature

Operating Range	-65 to +150 deg C
-----------------	-------------------

Click the following link (or enter part number in "SEARCH" on website) to obtain additional part information including price, inventory and certifications: [BMA Jack Right Angle Slide-On Connector Solder Attachment 2 Hole Flange Mount for RG405, PE-SR405AL, PE-SR405FL, PE-SR405FLJ PE45331](#)





**BMA Jack Right Angle Slide-On Connector Solder  
Attachment 2 Hole Flange Mount for RG405, PE-  
SR405AL, PE-SR405FL, PE-SR405FLJ**

**RF Connectors Technical Data Sheet**

**PE45331**

**Compliance Certifications** (see [product page](#) for current document)

**Plotted and Other Data**

Notes:

BMA Jack Right Angle Slide-On Connector Solder Attachment 2 Hole Flange Mount for RG405, PE-SR405AL, PE-SR405FL, PE-SR405FLJ from Pasternack Enterprises has same day shipment for domestic and International orders. Our RF, microwave and millimeter wave products maintain a 99.4% availability and are part of the broadest selection in the industry.

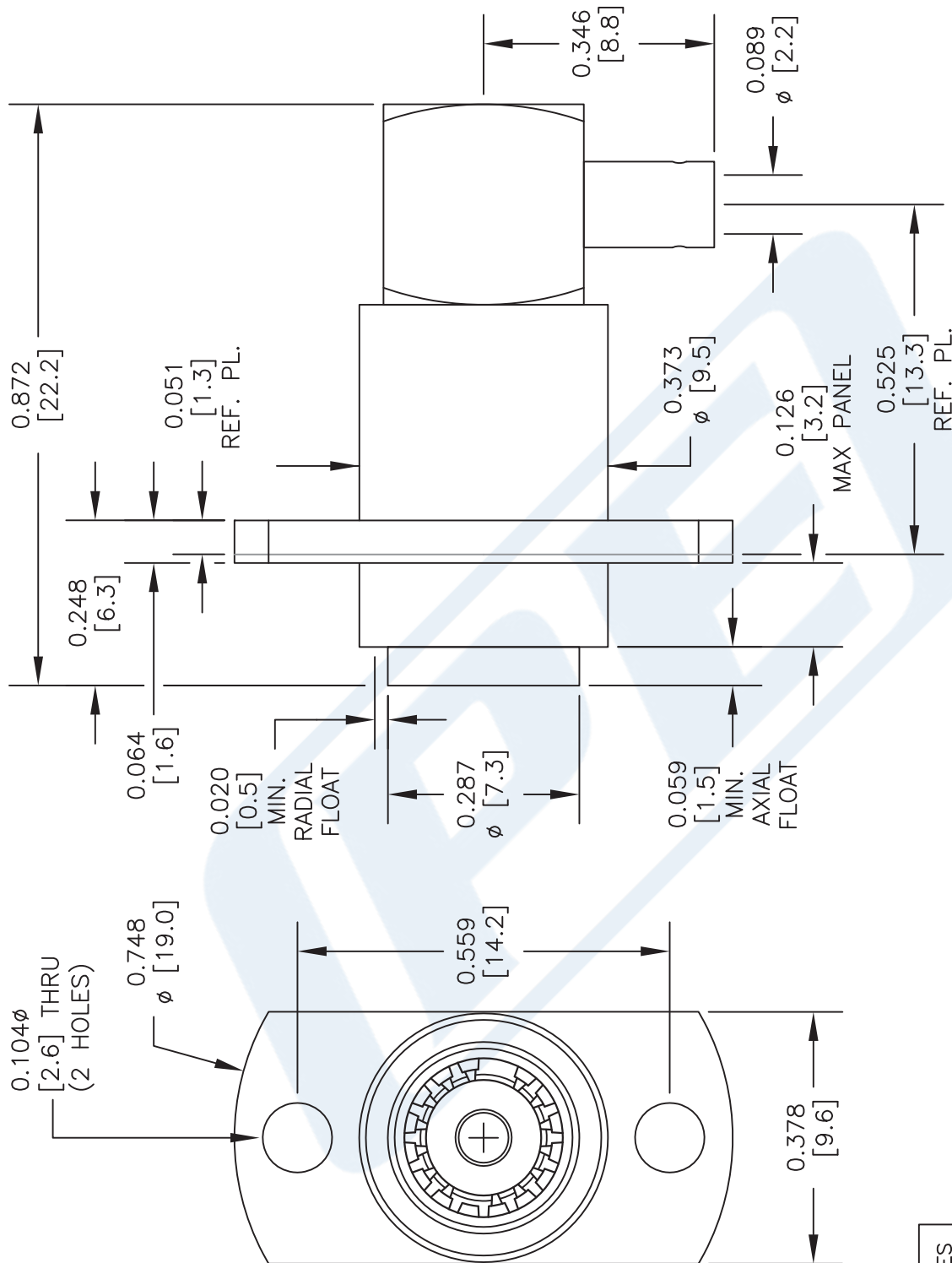
Click the following link (or enter part number in "SEARCH" on website) to obtain additional part information including price, inventory and certifications: [BMA Jack Right Angle Slide-On Connector Solder Attachment 2 Hole Flange Mount for RG405, PE-SR405AL, PE-SR405FL, PE-SR405FLJ PE45331](#)

URL: <https://www.pasternack.com/bma-jack-slide-on-rg405-pe-sr405al-pe-sr405fl-pe-sr405flj-connector-pe45331-p.aspx>

The information contained in this document is accurate to the best of our knowledge and representative of the part described herein. It may be necessary to make modifications to the part and/or the documentation of the part, in order to implement improvements. Pasternack reserves the right to make such changes as required. Unless otherwise stated, all specifications are nominal. Pasternack does not make any representation or warranty regarding the suitability of the part described herein for any particular purpose, and Pasternack does not assume any liability arising out of the use of any part or documentation.

# PE45331 CAD Drawing

BMA Jack Right Angle Slide-On Connector Solder Attachment 2 Hole Flange  
Mount for RG405, PE-SR405AL, PE-SR405FL, PE-SR405FLJ



## STANDARD TOLERANCES

.X ±0.2  
.XX ±0.1  
.XXX ±0.05

\*STANDARD TOLERANCES APPLY ONLY TO DIMENSIONS IN INCHES

**PE PASTERNAK**  
THE ENGINEER'S RF SOURCE

Pasternack Enterprises, Inc.  
P.O. Box 16759 | Irvine | CA | 92623  
Phone: (949) 261-1920 | Fax: (949) 261-7451  
Website: www.pasternack.com | E-Mail: sales@pasternack.com

DWG TITLE

**PE45331**

NOTES:  
1. UNLESS OTHERWISE SPECIFIED ALL DIMENSIONS ARE NOMINAL.  
2. ALL SPECIFICATIONS ARE SUBJECT TO CHANGE WITHOUT NOTICE AT ANY TIME.  
3. DIMENSIONS ARE IN INCHES [mm].

CAGE CODE 53919

CAD FILE 020617

SCALE N/A

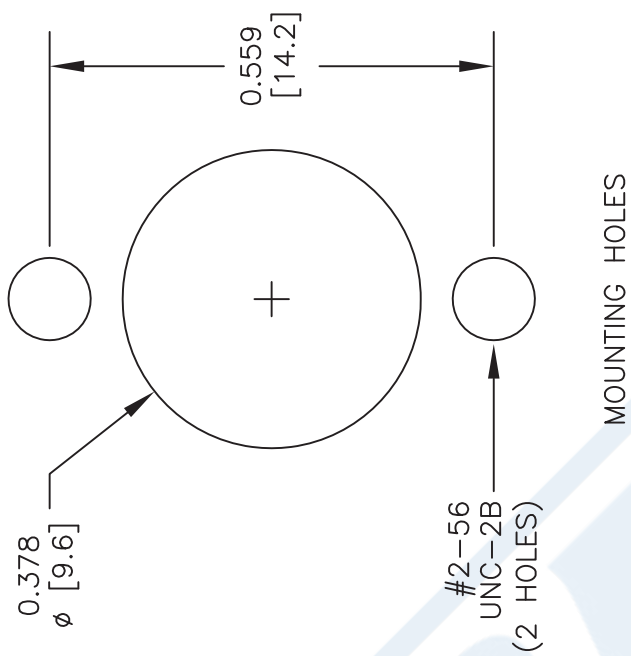
SIZE A

2233



PE45331 CAD Drawing

BMA Jack Right Angle Slide-On Connector Solder Attachment 2 Hole Flange  
Mount for RG405, PE-SR405AL, PE-SR405FL, PE-SR405FLJ



STRIPPING DIMENSIONS

ASSEMBLY PROCEDURES

1. STRIP CABLE AS SHOWN & TIN CENTER CONDUCTOR.
2. INSERT CABLE INTO BODY UNTIL OUTER CONDUCTOR IS FLUSH WITH INSIDE OF BODY. SOLDER CENTER CONDUCTOR IN PLACE.
3. SOLDER OUTER CONDUCTOR TO BODY. PRESS DOWN CAP.

STANDARD TOLERANCES	
.X	±0.2
.XX	±0.1
.XXX	±0.05

\*STANDARD TOLERANCES APPLY  
ONLY TO DIMENSIONS IN INCHES

**PASTERNAK®**  
THE ENGINEER'S RF SOURCE  
Pasternack Enterprises, Inc.  
P.O. Box 16759 | Irvine | CA | 92623  
Phone: (949) 261-1920 | Fax: (949) 261-7451  
Website: [www.pasternack.com](http://www.pasternack.com) | E-Mail: [sales@pasternack.com](mailto:sales@pasternack.com)

DWG TITLE  
**PE45331**

CAGE CODE 53919

NOTES: 1. UNLESS OTHERWISE SPECIFIED ALL DIMENSIONS ARE NOMINAL. 2. ALL SPECIFICATIONS ARE SUBJECT TO CHANGE WITHOUT NOTICE AT ANY TIME. 3. DIMENSIONS ARE IN INCHES [mm].			
CAD FILE	020617	SCALE	N/A
SIZE	A		2233

## 086 Semi-rigid Coax Cable with Tinned Aluminum Outer Conductor

### RF Cables Technical Data Sheet

**PE-SR405AL**

#### Configuration

- Semi-Rigid Cable
- 1 Shield(s)

#### Features

- Tinned Aluminum Outer Conductor
- Max Frequency 40 GHz

#### Applications

- Test and Measurement
- Communication Systems
- Wireless Systems
- Medical Equipment
- RADAR
- Low Loss Applications
- Field Installations

#### Description

Semi-rigid coaxial cable provides the highest electrical performance including low loss and high RF shielding effectiveness, which is why it is the cable type of choice for many RF and microwave engineers. Pasternack's PE-SR405AL is a .086 semi-rigid coax cable constructed with silver plated copper clad steel inner conductor, solid PTFE dielectric and tinned aluminum outer conductor. This .086 semi-rigid cable has a maximum operating frequency of 40 GHz and is designed as a superior alternative to the standard RG-405 cable. Semi-rigid cable is used in a wide variety of applications including when higher operating frequency or precision performance is required. PE-SR405AL .086 semi-rigid coaxial cable datasheet specifications and outline drawing are shown in the PDF below.

Pasternack carries a wide range of cables ready to ship same day to fit your needs. They are available in corrugated, flexible, formable or semi-rigid versions with different constructions of conductor materials, dielectric materials, shielding configurations and jacket materials. Our cables are designed to fit a wide range of performance criteria including attenuation, operating temperature, environmental factor, and power capability.

#### Electrical Specifications

Description	Minimum	Typical	Maximum	Units
Frequency Range	DC		40	GHz
Impedance		50		Ohms
Dielectric Withstanding Voltage (AC)			5,000	Vrms

Click the following link (or enter part number in "SEARCH" on website) to obtain additional part information including price, inventory and certifications: [086 Semi-rigid Coax Cable with Tinned Aluminum Outer Conductor PE-SR405AL](#)

## 086 Semi-rigid Coax Cable with Tinned Aluminum Outer Conductor

### RF Cables Technical Data Sheet

**PE-SR405AL**

#### Performance by Frequency Band

Description	F1	F2	F3	F4	F5	Units
Frequency	1	10	20			GHz
Attenuation, Max	23	81	131			dB/100ft
	75.46	265.75	429.79			dB/100m
Input Power (CW), Max	130	35	20			Watts

#### Mechanical Specifications

Min. Bend Radius (Installation) 0.05 in [1.27 mm]

#### Construction Specifications

Description	Material and Plating	Diameter
Inner Conductor	Copper Clad Steel, Silver, 1 Strands	0.02 in [0.51 mm]
Conductor Type	Solid	
Dielectric	PTFE	0.066 in [1.68 mm]
Outer Conductor	Tinned Aluminum	0.086 in [2.18 mm]

#### Environmental Specifications

##### Temperature

Operating Range -55 to +125 deg C

Click the following link (or enter part number in "SEARCH" on website) to obtain additional part information including price, inventory and certifications: [086 Semi-rigid Coax Cable with Tinned Aluminum Outer Conductor PE-SR405AL](#)

## 086 Semi-rigid Coax Cable with Tinned Aluminum Outer Conductor

### RF Cables Technical Data Sheet

**PE-SR405AL**

**Compliance Certifications** (see [product page](#) for current document)

#### Plotted and Other Data

Notes:

086 Semi-rigid Coax Cable with Tinned Aluminum Outer Conductor from Pasternack Enterprises has same day shipment for domestic and International orders. Our RF, microwave and millimeter wave products maintain a 99.4% availability and are part of the broadest selection in the industry.

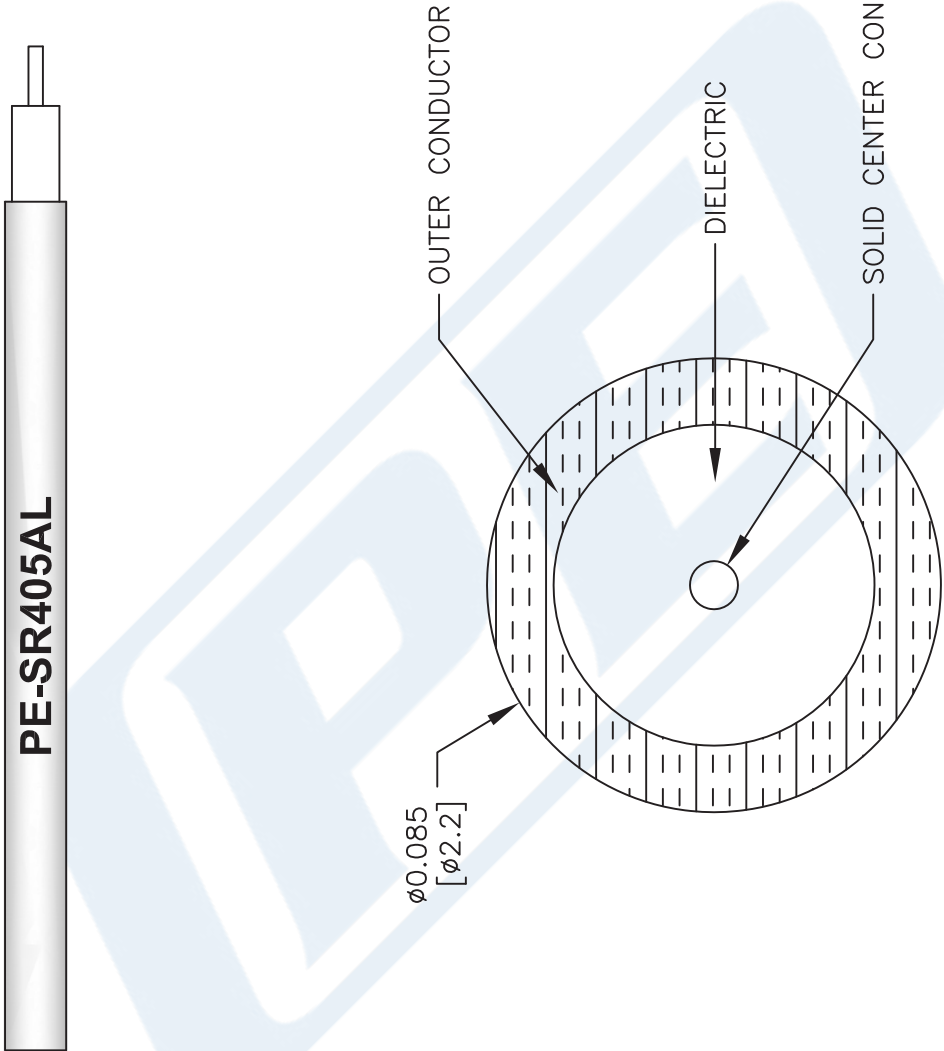
Click the following link (or enter part number in "SEARCH" on website) to obtain additional part information including price, inventory and certifications: [086 Semi-rigid Coax Cable with Tinned Aluminum Outer Conductor PE-SR405AL](#)

URL: <https://www.pasternack.com/semirigid-0.085-50-ohm-coax-cable-tinned-aluminum-pe-sr405al-p.aspx>

The information contained in this document is accurate to the best of our knowledge and representative of the part described herein. It may be necessary to make modifications to the part and/or the documentation of the part, in order to implement improvements. Pasternack reserves the right to make such changes as required. Unless otherwise stated, all specifications are nominal. Pasternack does not make any representation or warranty regarding the suitability of the part described herein for any particular purpose, and Pasternack does not assume any liability arising out of the use of any part or documentation.

PE-SR405AL CAD Drawing

086 Semi-rigid Coax Cable with Tinned Aluminum Outer Conductor



NOTES:  
1. UNLESS OTHERWISE SPECIFIED ALL DIMENSIONS ARE NOMINAL.  
2. ALL SPECIFICATIONS ARE SUBJECT TO CHANGE WITHOUT NOTICE AT ANY TIME.  
3. DIMENSIONS ARE IN INCHES [mm].

DWG TITLE  
**PE-SR405AL**

CAD FILE	111716	SCALE	N/A	SIZE	A	41742
----------	--------	-------	-----	------	---	-------

FSCM NO. 53919

**PE PASTERNAK®**  
THE ENGINEER'S RF SOURCE  
Pasternack Enterprises, Inc.  
P.O. Box 16759 | Irvine | CA | 92623  
Phone: (949) 261-1920 | Fax: (949) 261-7451  
Website: www.pasternack.com | E-Mail: sales@pasternack.com