



SMA Male Connector Solder Attachment for PE-SR402AL,
PE-SR402FL, PE-SR402FLJ, PE-SR402TN, RG402

RF Connectors Technical Data Sheet

PE44691

Configuration

- SMA Male Connector
- 50 Ohms
- Straight Body Geometry
- PE-SR402AL, PE-SR402FL, PE-SR402FLJ, PE-SR402TN, RG402 Interface Type
- Solder Attachment
- 5/16 inch Hex

Features

- Max. Operating Frequency 18 GHz

Applications

- General Purpose Test
- Custom Cable Assemblies

Description

Pasternack's PE44691 SMA male connector with solder attachment for PE-SR402AL, PE-SR402FL, PE-SR402FLJ, PE-SR402TN and RG402 is part of our full line of RF components available for same-day shipping. Our SMA male connector operates up to a maximum frequency of 18 GHz.

Our SMA male connector PE44691 datasheet specifications and drawing with dimensions are shown below in this PDF. Pasternack's broad catalog of RF, microwave and millimeter wave connectors allows designers to configure and customize their signal connections however they like. Whether the need is to provide an I/O for a board design, or simply create a custom cable assembly configuration, Pasternack has the right connector for the job. Pasternack can also expertly build your custom cable assemblies for you and ship same-day.

Electrical Specifications

Description	Minimum	Typical	Maximum	Units
Frequency Range	DC		18	GHz

Mechanical Specifications

Size	
Length	0.441 in [11.2 mm]
Width/Dia.	0.315 in [8.00 mm]
Weight	0.005 lbs [2.27 g]
Mating Torque	8 to 10 in-lbs [0.90 to 1.13 Nm]

Click the following link (or enter part number in "SEARCH" on website) to obtain additional part information including price, inventory and certifications: [SMA Male Connector Solder Attachment for PE-SR402AL, PE-SR402FL, PE-SR402FLJ, PE-SR402TN, RG402 PE44691](#)



SMA Male Connector Solder Attachment for PE-SR402AL,
PE-SR402FL, PE-SR402FLJ, PE-SR402TN, RG402

RF Connectors Technical Data Sheet

PE44691

Material Specifications

Description	Material	Plating
Body	Brass	Gold over Nickel
Coupling Nut	Passivated Stainless Steel	

Compliance Certifications (see [product page](#) for current document)

Plotted and Other Data

Notes:

SMA Male Connector Solder Attachment for PE-SR402AL, PE-SR402FL, PE-SR402FLJ, PE-SR402TN, RG402 from Pasternack Enterprises has same day shipment for domestic and International orders. Our RF, microwave and millimeter wave products maintain a 99.4% availability and are part of the broadest selection in the industry.

Click the following link (or enter part number in "SEARCH" on website) to obtain additional part information including price, inventory and certifications: [SMA Male Connector Solder Attachment for PE-SR402AL, PE-SR402FL, PE-SR402FLJ, PE-SR402TN, RG402 PE44691](#)

URL: <https://www.pasternack.com/sma-male-standard-pe-sr402al-pe-sr402fl-pe-sr402flj-connector-pe44691-p.aspx>

The information contained in this document is accurate to the best of our knowledge and representative of the part described herein. It may be necessary to make modifications to the part and/or the documentation of the part, in order to implement improvements. Pasternack reserves the right to make such changes as required. Unless otherwise stated, all specifications are nominal. Pasternack does not make any representation or warranty regarding the suitability of the part described herein for any particular purpose, and Pasternack does not assume any liability arising out of the use of any part or documentation.

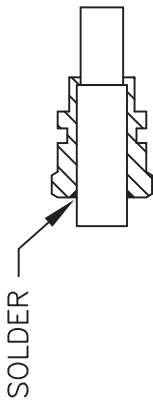
PE44691 CAD Drawing

SMA Male Connector Solder Attachment for PE-SR402AL, PE-SR402FL, PE-SR402FLJ, PE-SR402TN, RG402

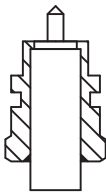
ASSEMBLY PROCEDURES



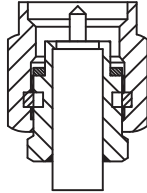
1. STRIP CABLE AS SHOWN.



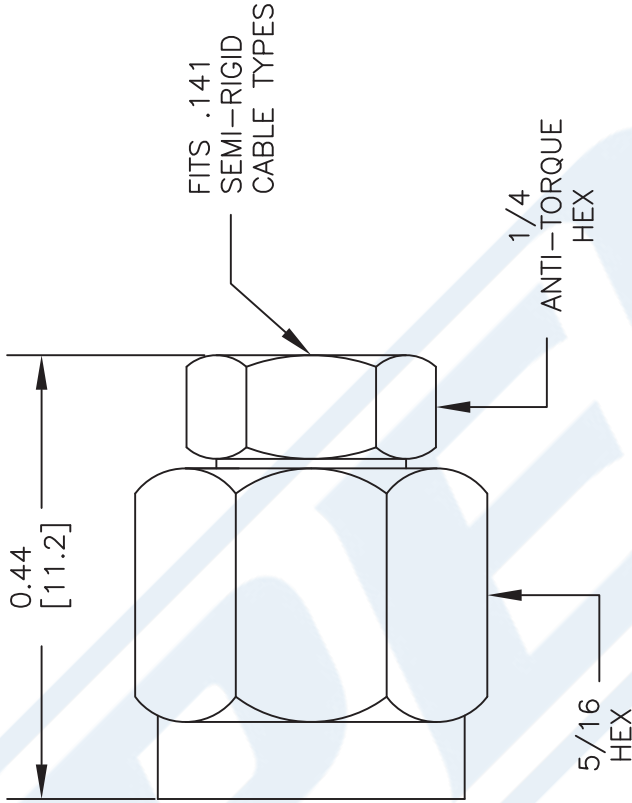
2. SOLDER CONNECTOR BODY.



3. TRIM DIELECTRIC, DO NOT NICK CENTER CONDUCTOR AND POINT THE CENTER CONTACT OF CABLE.



4. INSTALL THE COUPLING NUT.



DWG TITLE

PE44691

NOTES:

1. UNLESS OTHERWISE SPECIFIED ALL DIMENSIONS ARE NOMINAL.
2. ALL SPECIFICATIONS ARE SUBJECT TO CHANGE WITHOUT NOTICE AT ANY TIME.
3. DIMENSIONS ARE IN INCHES [mm].
4. FITS MIL-C-17 AND EQUIVALENT CABLES.

Pasternack Enterprises, Inc.
P.O. Box 16759 | Irvine | CA | 92623
Phone: (949) 261-1920 | Fax: (949) 261-7451
Website: www.pasternack.com | E-Mail: sales@pasternack.com

FSCM NO. 53919

CAD FILE 050412

SCALE N/A

SIZE A

2233



3.5mm Female Connector Clamp/Solder Attachment For PE-SR402AL, PE-SR402FL, RG402

TECHNICAL DATA SHEET

PE4983

Configuration

Connector	3.5mm Female
Connector Interface Type	PE-SR402AL, PE-SR402FL, RG402
Cable Attachment Method (Shield/Contact)	Clamp/Solder
Body Style	Straight

Electrical Specifications

Impedance, Ohms	50
-----------------	----

Mechanical Specifications

Size

Length, in [mm]	0.98 [24.89]
Width/Dia., in [mm]	0.375 [9.53]
Weight, lbs [g]	0.02 [9.07]

Connector

Type	3.5mm Female
Contact Material and Plating	Gold
Body Material and Plating	Passivated Stainless Steel
Dielectric Type	Noryl

Compliance Certifications (visit www.Pasternack.com for current document)

RoHS Compliant	Yes
----------------	-----

Plotted and Other Data

Notes:	Values at 25 °C, sea level
--------	----------------------------

3.5mm Female Connector Clamp/Solder Attachment For PE-SR402AL, PE-SR402FL, RG402 from Pasternack Enterprises has same day shipment for domestic and International orders. Our RF, microwave and fiber optic products maintain a 99% availability and are part of the broadest selection in the industry.

Click the following link (or enter part number in "SEARCH" on website) to obtain additional part information including price, inventory and certifications: [3.5mm Female Connector Clamp/Solder Attachment For PE-SR402AL, PE-SR402FL, RG402 PE4983](http://www.pasternack.com/3.5mm-female-standard-pe-sr402al-pe-sr402fl-rg402-connector-pe4983-p.aspx)

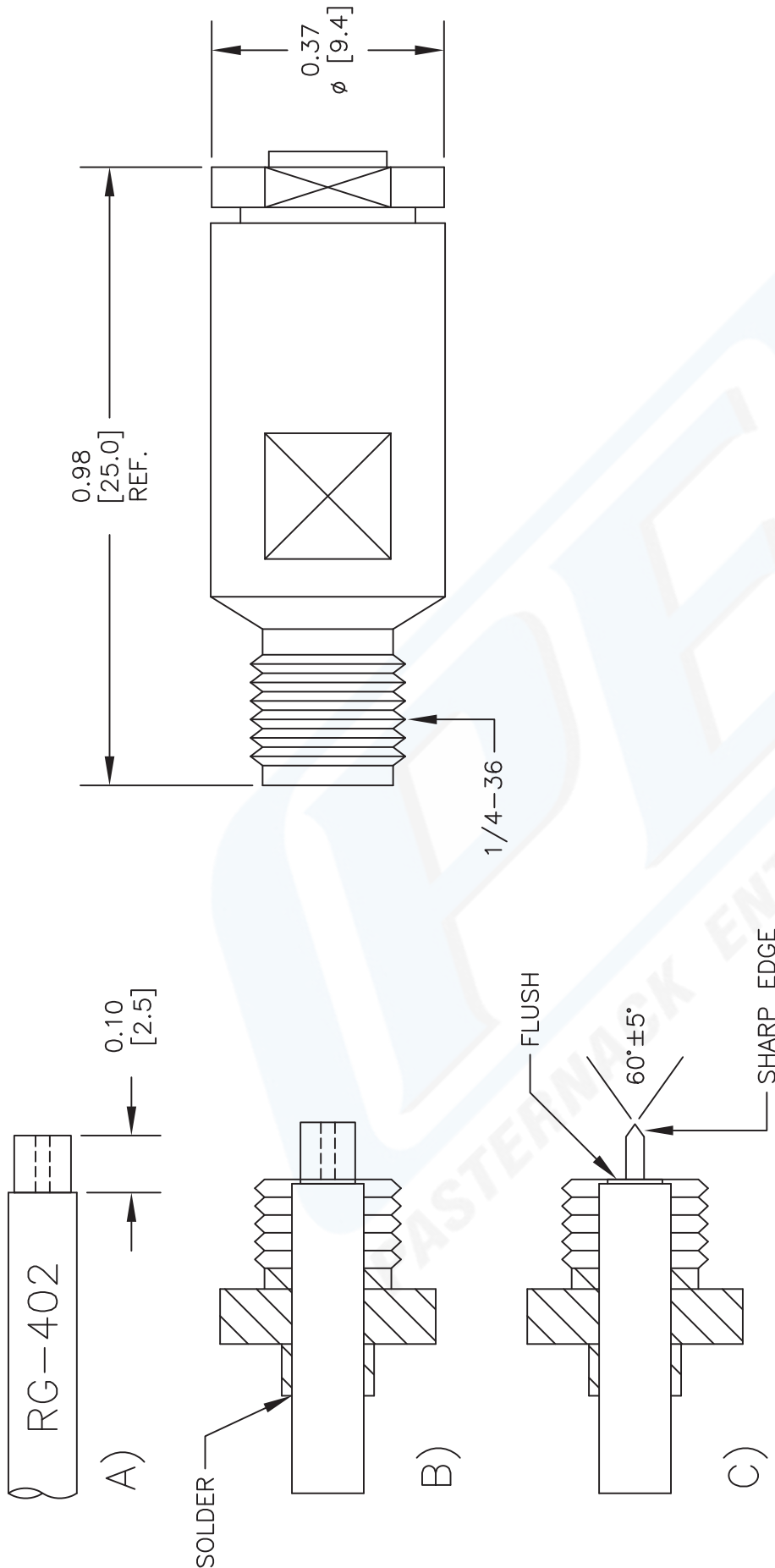
URL: <http://www.pasternack.com/3.5mm-female-standard-pe-sr402al-pe-sr402fl-rg402-connector-pe4983-p.aspx>

The information contained in this document is accurate to the best of our knowledge and representative of the part described herein. It may be necessary to make modifications to the part and/or the documentation of the part, in order to implement improvements. Pasternack reserves the right to make such changes as required. Unless otherwise stated, all specifications are nominal.

PE4983 CAD Drawing

3.5mm Female Connector Clamp/Solder Attachment

For PE-SR402AL, PE-SR402FL, RG402



ASSEMBLY PROCEDURES

1. STRIP CABLE AS SHOWN IN (A). DO NOT NICK CENTER DIELECTRIC.
2. INSERT CABLE THROUGH CLAMP NUT AS SHOWN IN (B). SOLDER OUTER CONDUCTOR TO CLAMP NUT.
3. TRIM DIELECTRIC AS SHOWN IN (C).
4. SCREW ASSEMBLY INTO BODY & TIGHTEN.



Pasternack Enterprises, Inc.
P.O. Box 16759 | Irvine | CA | 92623
Phone: (949) 261-1920 | Fax: (949) 261-7451
Website: www.pasternack.com | E-Mail: sales@pasternack.com

DWG TITLE

PE4983

FSCM NO. 53919

NOTES:
1. UNLESS OTHERWISE SPECIFIED ALL DIMENSIONS ARE NOMINAL.
2. ALL SPECIFICATIONS ARE SUBJECT TO CHANGE WITHOUT NOTICE AT ANY TIME.
3. DIMENSIONS ARE IN INCHES [mm].
4. FITS MIL-C-17 AND EQUIVALENT CABLES.

CAD FILE 011014

SCALE N/A

SIZE A

2233

141 Semi-rigid Coax Cable with Tinned Aluminum

TECHNICAL DATA SHEET

PE-SR402AL

141 Semi-rigid Coax Cable with Tinned Aluminum

Configuration

Inner Conductor Material and Plating	Copper Clad Steel, Silver
Dielectric Type	PTFE
Shield Materials	Tinned Aluminum

Electrical Specifications

Impedance, Ohms	50
Maximum Operating Frequency, GHz	36
Dielectric Withstanding Voltage, Vrms	5,000

Electrical Specifications by Frequency

Frequency 1

Frequency, MHz	1000
Attenuation, dB/100ft [dB/100m]	13 [42.65]
Power Handling, Watts	450

Frequency 2

Frequency, GHz	10
Attenuation, dB/100ft [dB/100m]	46 [150.92]
Power Handling, Watts	120

Frequency 3

Frequency, GHz	20
Attenuation, dB/100ft [dB/100m]	71 [232.94]
Power Handling, Watts	70

Mechanical Specifications

Temperature

Operating Range, deg C	-55 to +125
------------------------	-------------

Inner Conductor

Number of Strands	1
Material	Copper Clad Steel
Plating	Silver
Diameter, in [mm]	0.036 [0.91]

Dielectric:

Type	PTFE
Diameter, in [mm]	0.118 [3]

Click the following link (or enter part number in "SEARCH" on website) to obtain additional part information including price, inventory and certifications: [141 Semi-rigid Coax Cable with Tinned Aluminum PE-SR402AL](#)

The information contained in this document is accurate to the best of our knowledge and representative of the part described herein. It may be necessary to make modifications to the part and/or the documentation of the part, in order to implement improvements. Pasternack reserves the right to make such changes as required. Unless otherwise stated, all specifications are nominal.

141 Semi-rigid Coax Cable with Tinned Aluminum

TECHNICAL DATA SHEET

PE-SR402AL

Shield:Number of
Material 1

1

Tinned Aluminum

Jacket:

Diameter, in [mm]

0.141 [3.58]

One Time Minimum Bend Radius, in [mm]

0.1 [2.54]

Weight, lbs/ft [Kg/m]

0.02 [0.03]

Compliance Certifications (visit www.Pasternack.com for current document)**Plotted and Other Data**

Notes:

Values at 25 °C, sea level

141 Semi-rigid Coax Cable with Tinned Aluminum from Pasternack Enterprises has same day shipment for domestic and International orders. Our RF, microwave and fiber optic products maintain a 99% availability and are part of the broadest selection in the industry.

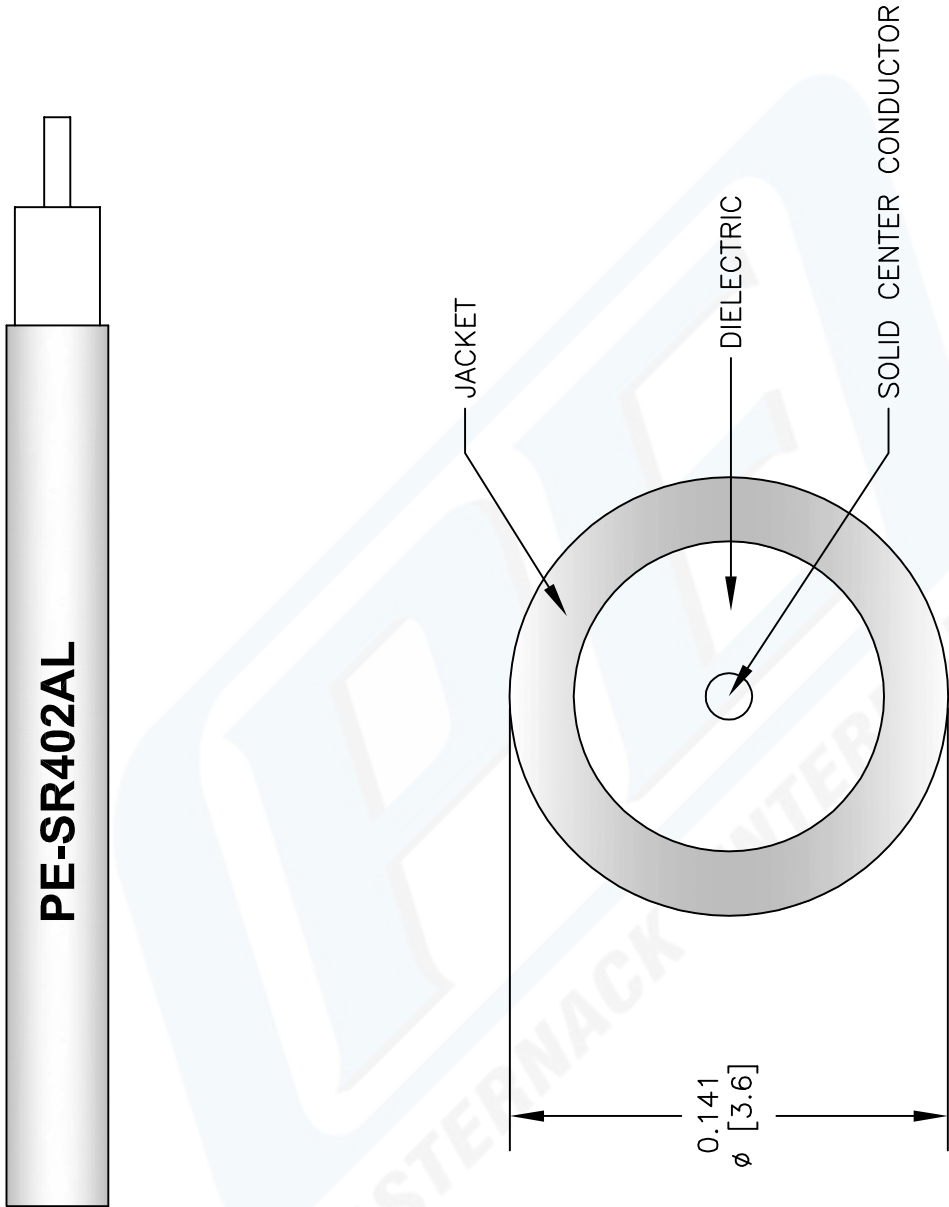
Click the following link (or enter part number in "SEARCH" on website) to obtain additional part information including price, inventory and certifications: [141 Semi-rigid Coax Cable with Tinned Aluminum PE-SR402AL](#)

URL: <http://www.pasternack.com/semirigid-0.141-50-ohm-coax-cable-tinned-aluminum-pe-sr402al-p.aspx>

The information contained in this document is accurate to the best of our knowledge and representative of the part described herein. It may be necessary to make modifications to the part and/or the documentation of the part, in order to implement improvements. Pasternack reserves the right to make such changes as required. Unless otherwise stated, all specifications are nominal.

PE-SR402AL CAD Drawing

141 Semi-rigid Coax Cable with Tinned Aluminum



NOTES:
1. UNLESS OTHERWISE SPECIFIED ALL DIMENSIONS ARE NOMINAL.
2. ALL SPECIFICATIONS ARE SUBJECT TO CHANGE WITHOUT NOTICE AT ANY TIME.
3. DIMENSIONS ARE IN INCHES [mm].

DWG TITLE
PE-SR402AL

REV. A FSCM NO. 53919

SIZE A 147

SCALE N/A

CAD FILE 022808-A

PASTERNAK®
Pasternack Enterprises, Inc.
P.O. Box 16759 | Irvine | CA | 92623
Phone: (949) 261-1920 | Fax: (949) 261-7451
Website: www.pasternack.com | E-Mail: sales@pasternack.com