



# SMA Female Connector Crimp/Solder Attachment for RG178, RG196

## RF Connectors Technical Data Sheet

PE4325

### Configuration

- SMA Female Connector
- MIL-STD-348
- 50 Ohms
- Straight Body Geometry
- RG178, RG196 Interface Type
- Crimp/Solder Attachment

### Features

- Gold Plated Beryllium Copper Contact
- Contact plating according to MIL-G-45204

### Applications

- General Purpose Test
- Custom Cable Assemblies

### Description

Pasternack's PE4325 SMA female connector with crimp/solder attachment for RG178 and RG196 is part of our full line of RF components available for same-day shipping.

Our SMA female connector PE4325 datasheet specifications and drawing with dimensions are shown below in this PDF. Pasternack's broad catalog of RF, microwave and millimeter wave connectors allows designers to configure and customize their signal connections however they like. Whether the need is to provide an I/O for a board design, or simply create a custom cable assembly configuration, Pasternack has the right connector for the job. Pasternack can also expertly build your custom cable assemblies for you and ship same-day.

### Mechanical Specifications

#### Size

Length	1.095 in [27.81 mm]
Width/Dia.	0.312 in [7.92 mm]
Weight	0.014 lbs [6.35 g]

#### Material Specifications

Description	Material	Plating
Contact	Beryllium Copper	Gold MIL-G-45204
Insulation	PTFE	
Body	Brass	Nickel QQ-N-290

Click the following link (or enter part number in "SEARCH" on website) to obtain additional part information including price, inventory and certifications: [SMA Female Connector Crimp/Solder Attachment for RG178, RG196 PE4325](#)



## SMA Female Connector Crimp/Solder Attachment for RG178, RG196

### RF Connectors Technical Data Sheet

PE4325

**Compliance Certifications** (see [product page](#) for current document)

#### Plotted and Other Data

Notes:

SMA Female Connector Crimp/Solder Attachment for RG178, RG196 from Pasternack Enterprises has same day shipment for domestic and International orders. Our RF, microwave and millimeter wave products maintain a 99% availability and are part of the broadest selection in the industry.

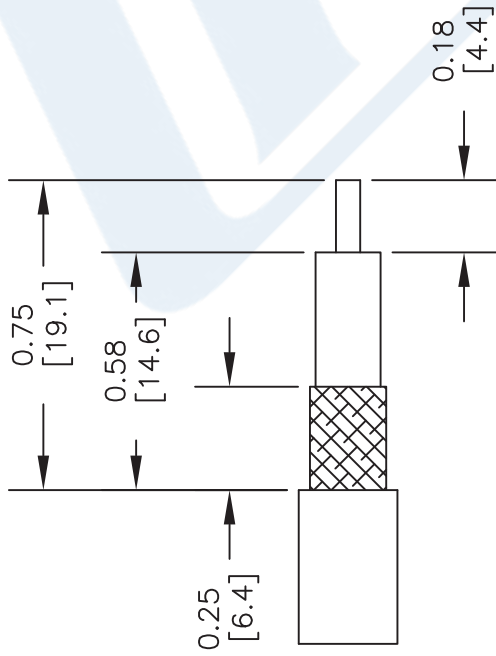
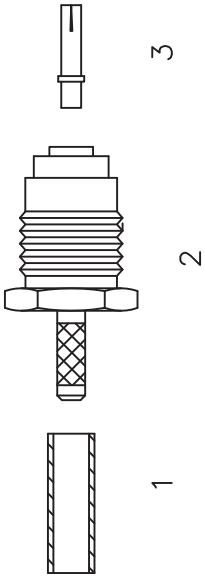
Click the following link (or enter part number in "SEARCH" on website) to obtain additional part information including price, inventory and certifications: [SMA Female Connector Crimp/Solder Attachment for RG178, RG196 PE4325](#)

URL: <https://www.pasternack.com/sma-female-standard-rg178-rg196-connector-pe4325-p.aspx>

The information contained in this document is accurate to the best of our knowledge and representative of the part described herein. It may be necessary to make modifications to the part and/or the documentation of the part, in order to implement improvements. Pasternack reserves the right to make such changes as required. Unless otherwise stated, all specifications are nominal. Pasternack does not make any representation or warranty regarding the suitability of the part described herein for any particular purpose, and Pasternack does not assume any liability arising out of the use of any part or documentation.

# PE4325 CAD Drawing

SMA Female Connector Crimp/Solder Attachment for RG178, RG196



## STRIPPING DIMENSIONS ASSEMBLY PROCEDURES

1. SLIDE FERRULE (1) OVER CABLE. STRIP CABLE AS SHOWN. TIN CENTER CONDUCTOR.
2. FLAIR BRAID & INSERT EXTENSION (2), UNDER BRAID. WITH CENTER CONDUCTOR PROTRUDING THROUGH HOLE IN EXTENSION.
3. SOLDER CONTACT (3) TO CENTER CONDUCTOR. SLIDE FERRULE (1) OVER BRAID & CRIMP. INSTALL CABLE ASSEMBLY INTO BODY & TIGHTEN.

## CRIMP SIZE REQUIRED

CONTACT: SOLDER  
FERRULE: .100" HEX CRIMP TOOL



Pasternack Enterprises, Inc.  
P.O. Box 16759 | Irvine | CA | 92623  
Phone: (949) 261-1920 | Fax: (949) 261-7451  
Website: [www.pasternack.com](http://www.pasternack.com) | E-Mail: [sales@pasternack.com](mailto:sales@pasternack.com)

DWG TITLE

**PE4325**

FSCM NO. 53919

NOTES:  
1. UNLESS OTHERWISE SPECIFIED ALL DIMENSIONS ARE NOMINAL.  
2. ALL SPECIFICATIONS ARE SUBJECT TO CHANGE WITHOUT NOTICE AT ANY TIME.  
3. DIMENSIONS ARE IN INCHES [mm].  
4. FITS MIL-C-17 AND EQUIVALENT CABLES.

CAD FILE 010413-A

SCALE N/A

SIZE A

2233



## SMA Female Connector Crimp/Solder Attachment for RG178, RG196

### RF Connectors Technical Data Sheet

PE4325

#### Configuration

- SMA Female Connector
- MIL-STD-348
- 50 Ohms
- Straight Body Geometry
- RG178, RG196 Interface Type
- Crimp/Solder Attachment

#### Features

- Gold Plated Beryllium Copper Contact
- Contact plating according to MIL-G-45204

#### Applications

- General Purpose Test
- Custom Cable Assemblies

#### Description

Pasternack's PE4325 SMA female connector with crimp/solder attachment for RG178 and RG196 is part of our full line of RF components available for same-day shipping.

Our SMA female connector PE4325 datasheet specifications and drawing with dimensions are shown below in this PDF. Pasternack's broad catalog of RF, microwave and millimeter wave connectors allows designers to configure and customize their signal connections however they like. Whether the need is to provide an I/O for a board design, or simply create a custom cable assembly configuration, Pasternack has the right connector for the job. Pasternack can also expertly build your custom cable assemblies for you and ship same-day.

#### Mechanical Specifications

##### Size

Length	1.095 in [27.81 mm]
Width/Dia.	0.312 in [7.92 mm]
Weight	0.014 lbs [6.35 g]

##### Material Specifications

Description	Material	Plating
Contact	Beryllium Copper	Gold MIL-G-45204
Insulation	PTFE	
Body	Brass	Nickel QQ-N-290

Click the following link (or enter part number in "SEARCH" on website) to obtain additional part information including price, inventory and certifications: [SMA Female Connector Crimp/Solder Attachment for RG178, RG196 PE4325](#)



## SMA Female Connector Crimp/Solder Attachment for RG178, RG196

### RF Connectors Technical Data Sheet

PE4325

**Compliance Certifications** (see [product page](#) for current document)

#### Plotted and Other Data

Notes:

SMA Female Connector Crimp/Solder Attachment for RG178, RG196 from Pasternack Enterprises has same day shipment for domestic and International orders. Our RF, microwave and millimeter wave products maintain a 99% availability and are part of the broadest selection in the industry.

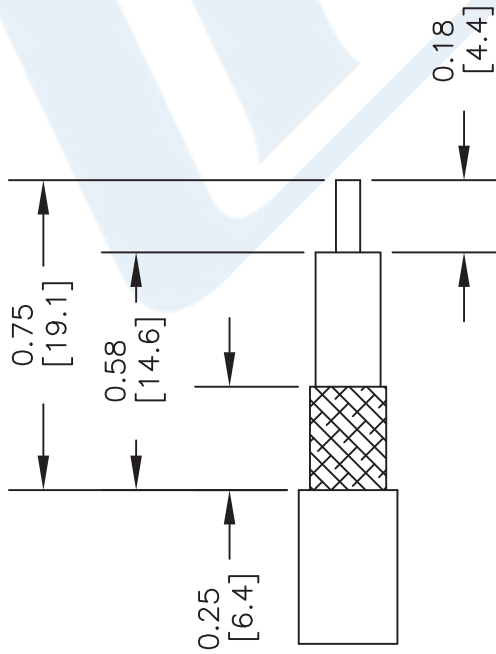
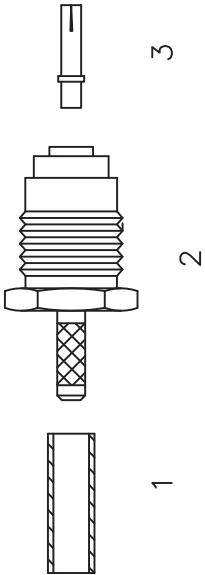
Click the following link (or enter part number in "SEARCH" on website) to obtain additional part information including price, inventory and certifications: [SMA Female Connector Crimp/Solder Attachment for RG178, RG196 PE4325](#)

URL: <https://www.pasternack.com/sma-female-standard-rg178-rg196-connector-pe4325-p.aspx>

The information contained in this document is accurate to the best of our knowledge and representative of the part described herein. It may be necessary to make modifications to the part and/or the documentation of the part, in order to implement improvements. Pasternack reserves the right to make such changes as required. Unless otherwise stated, all specifications are nominal. Pasternack does not make any representation or warranty regarding the suitability of the part described herein for any particular purpose, and Pasternack does not assume any liability arising out of the use of any part or documentation.

# PE4325 CAD Drawing

SMA Female Connector Crimp/Solder Attachment for RG178, RG196



## STRIPPING DIMENSIONS

## ASSEMBLY PROCEDURES

1. SLIDE FERRULE (1) OVER CABLE, STRIP CABLE AS SHOWN. TIN CENTER CONDUCTOR.
2. FLAIR BRAID & INSERT EXTENSION (2), UNDER BRAID. WITH CENTER CONDUCTOR PROTRUDING THROUGH HOLE IN EXTENSION.
3. SOLDER CONTACT (3) TO CENTER CONDUCTOR. SLIDE FERRULE (1) OVER BRAID & CRIMP. INSTALL CABLE ASSEMBLY INTO BODY & TIGHTEN.

## CRIMP SIZE REQUIRED

CONTACT: SOLDER  
FERRULE: .100" HEX CRIMP TOOL



**PASTERNAK®**  
Pasternack Enterprises, Inc.  
P.O. Box 16759 | Irvine | CA | 92623  
Phone: (949) 261-1920 | Fax: (949) 261-7451  
Website: www.pasternack.com | E-Mail: sales@pasternack.com

DWG TITLE

**PE4325**

FSCM NO. 53919

NOTES:  
1. UNLESS OTHERWISE SPECIFIED ALL DIMENSIONS ARE NOMINAL.  
2. ALL SPECIFICATIONS ARE SUBJECT TO CHANGE WITHOUT NOTICE AT ANY TIME.  
3. DIMENSIONS ARE IN INCHES [mm].  
4. FITS MIL-C-17 AND EQUIVALENT CABLES.

CAD FILE 010413-A

SCALE N/A

SIZE A

2233

## Flexible RG196 Coax Cable Single Shielded with White PTFE Jacket

### RF Cables Technical Data Sheet

RG196A/U

#### Configuration

- Flexible Cable
- 1 Shield(s)

#### Electrical Specifications

Description	Minimum	Typical	Maximum	Units
Frequency Range	DC		1,000	MHz
Impedance		50		Ohms
Dielectric Withstanding Voltage (AC)			2,000	Vrms
Nominal Capacitance		32 [104.99]		pF/ft [pF/m]

#### Performance by Frequency Band

Description	F1	F2	F3	F4	F5	Units
Frequency	400					MHz
Attenuation, Typ	33					dB/100ft
	108.27					dB/100m

#### Mechanical Specifications

Diameter	0.08 in [2.03 mm]
Weight	0.005 lbs/ft [0.01 Kg/m]

#### Construction Specifications

Description	Material and Plating	Diameter
Inner Conductor	Copper Clad Steel, Silver, 7 Strands	0.011 in [0.28 mm]
Conductor Type	Stranded	
Dielectric	PTFE	0.035 in [0.89 mm]
First Shield	Silver Plated Copper Braid 92.3% coverage	0.054 in [1.37 mm]

Click the following link (or enter part number in "SEARCH" on website) to obtain additional part information including price, inventory and certifications: [Flexible RG196 Coax Cable Single Shielded with White PTFE Jacket RG196A/U](#)

Flexible RG196 Coax Cable Single  
Shielded with White PTFE Jacket

RF Cables Technical Data Sheet

RG196A/U

Jacket	PTFE, White	0.08 in [2.03 mm]
--------	-------------	-------------------

**Environmental Specifications**

**Temperature**

Operating Range -55 to +200 deg C

**Compliance Certifications** (see [product page](#) for current document)

**Plotted and Other Data**

Notes:

Flexible RG196 Coax Cable Single Shielded with White PTFE Jacket from Pasternack Enterprises has same day shipment for domestic and International orders. Our RF, microwave and millimeter wave products maintain a 99.4% availability and are part of the broadest selection in the industry.

Click the following link (or enter part number in "SEARCH" on website) to obtain additional part information including price, inventory and certifications: [Flexible RG196 Coax Cable Single Shielded with White PTFE Jacket RG196A/U](#)

URL: <https://www.pasternack.com/flexible-0.080-rg196-50-ohm-coax-cable-ptfe-jacket-rg196a-u-p.aspx>

The information contained in this document is accurate to the best of our knowledge and representative of the part described herein. It may be necessary to make modifications to the part and/or the documentation of the part, in order to implement improvements. Pasternack reserves the right to make such changes as required. Unless otherwise stated, all specifications are nominal. Pasternack does not make any representation or warranty regarding the suitability of the part described herein for any particular purpose, and Pasternack does not assume any liability arising out of the use of any part or documentation.

# RG196A/U CAD Drawing

Flexible RG196 Coax Cable Single Shielded with White PTFE Jacket



NOTES:  
1. UNLESS OTHERWISE SPECIFIED ALL DIMENSIONS ARE NOMINAL.  
2. ALL SPECIFICATIONS ARE SUBJECT TO CHANGE WITHOUT NOTICE AT ANY TIME.  
3. DIMENSIONS ARE IN INCHES [mm].

DWG TITLE  
**RG196A/U**

FSCM NO. 53919

CAD FILE 111716

SCALE N/A

SIZE A

41742

**(PE) PASTERNAK®**  
THE ENGINEER'S RF SOURCE  
Pasternack Enterprises, Inc.  
P.O. Box 16759 | Irvine | CA | 92623

Phone: (949) 261-1920 | Fax: (949) 261-7451

Website: [www.pasternack.com](http://www.pasternack.com) | E-Mail: [sales@pasternack.com](mailto:sales@pasternack.com)