



SMP Male Bulkhead Mount Full Detent Connector Solder Attachment for RG405, PE-SR405FL Catchers Mitt

TECHNICAL DATA SHEET

PE44962

**Configuration**

Connector	SMP Male, Full Detent
Connector Specification	MIL-STD-348
Connector Interface Type	RG405, PE-SR405FL
Attachment Method (Shield/Contact)	Solder
Body Style	Straight
Mount Method	Bulkhead

**Electrical Specifications**

Impedance	50 Ohms
-----------	---------

**Mechanical Specifications**

**Size**

Length	0.51 in [12.95 mm]
Width/Dia.	0.235 in [5.97 mm]
Weight	0.006 lbs [2.72 g]

**Connector**

Type	SMP Male
Contact Material and Plating	Beryllium Copper, Gold
Contact Plating Specification	MIL-G-45204
Coupling Nut Material and Plating	Passivated Stainless Steel
Coupling Nut Plating Specification	AMS-QQ-P-35
Body Material and Plating	Beryllium Copper, Gold
Body Plating Specification	MIL-G-45204
Dielectric Type	PTFE

**Compliance Certifications** (visit [www.Pasternack.com](http://www.Pasternack.com) for current document)

RoHS Compliant

Click the following link (or enter part number in "SEARCH" on website) to obtain additional part information including price, inventory and certifications: [SMP Male Bulkhead Mount Full Detent Connector Solder Attachment for RG405, PE-SR-405FL Catchers Mitt PE44962](#)



## SMP Male Bulkhead Mount Full Detent Connector Solder Attachment for RG405, PE-SR405FL Catchers Mitt

### TECHNICAL DATA SHEET

PE44962

#### Plotted and Other Data

Notes:

- Values at +25 °C, sea level

SMP Male Bulkhead Mount Full Detent Connector Solder Attachment for RG405, PE-SR405FL Catchers Mitt from Pasternack Enterprises has same day shipment for domestic and International orders. Our RF, microwave and millimeter wave products maintain a 99% availability and are part of the broadest selection in the industry.

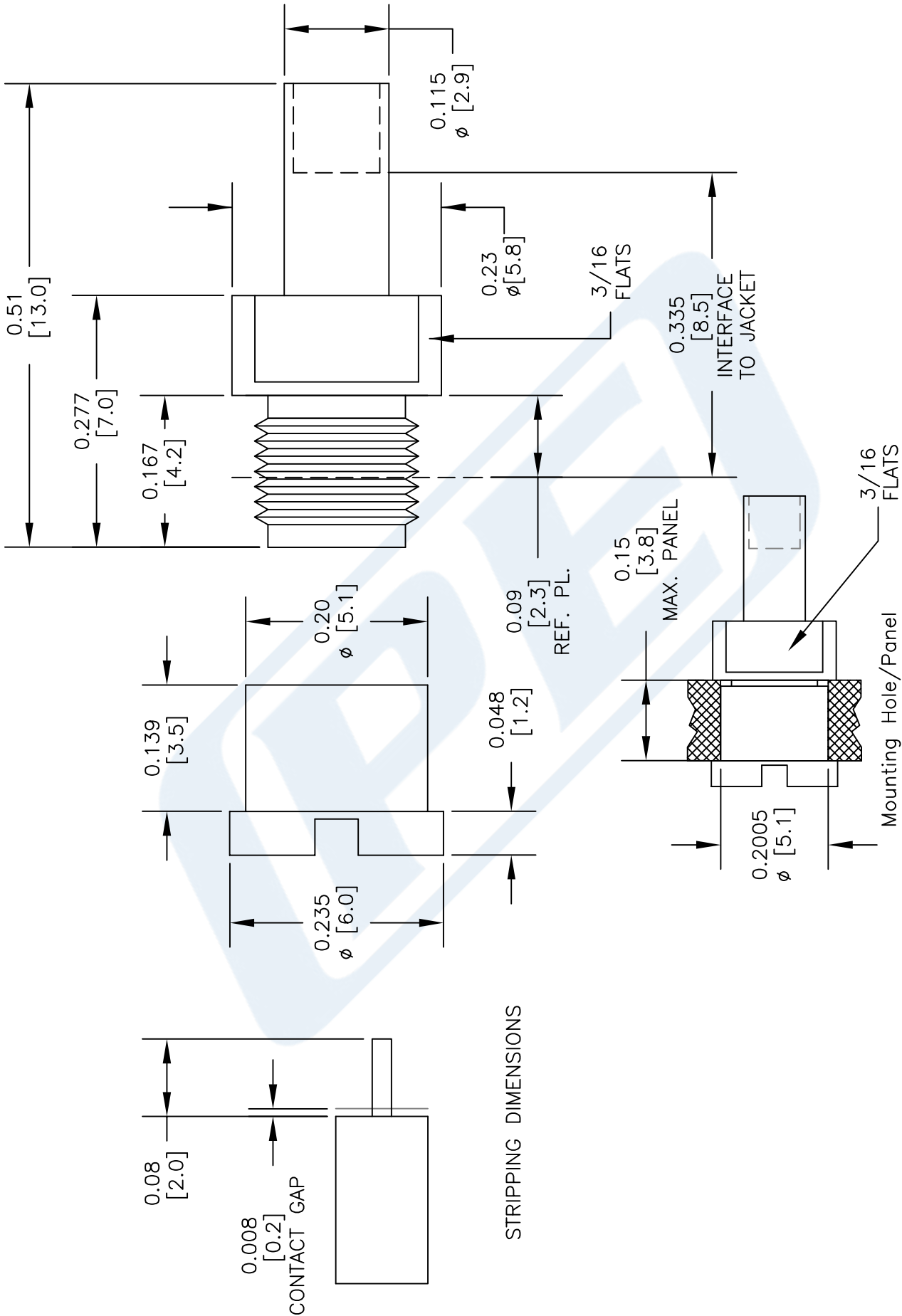
Click the following link (or enter part number in "SEARCH" on website) to obtain additional part information including price, inventory and certifications: [SMP Male Bulkhead Mount Full Detent Connector Solder Attachment for RG405, PE-SR405FL Catchers Mitt PE44962](#)

URL: <http://www.pasternack.com/smp-male-standard-rg405-pe-sr405fl-connector-pe44962-p.aspx>

The information contained in this document is accurate to the best of our knowledge and representative of the part described herein. It may be necessary to make modifications to the part and/or the documentation of the part, in order to implement improvements. Pasternack reserves the right to make such changes as required. Unless otherwise stated, all specifications are nominal. Pasternack does not make any representation or warranty regarding the suitability of the part described herein for any particular purpose, and Pasternack does not assume any liability arising out of the use of any part or documentation.

# PE44962 CAD Drawing

SMP Male Bulkhead Mount Full Detent Connector Solder  
Attachment for RG405, PE-SR405FL Catchers Mitt



DWG TITLE

**PE44962**

NOTES:  
 1. UNLESS OTHERWISE SPECIFIED ALL DIMENSIONS ARE NOMINAL.  
 2. ALL SPECIFICATIONS ARE SUBJECT TO CHANGE WITHOUT NOTICE AT ANY TIME.  
 3. DIMENSIONS ARE IN INCHES [mm].  
 4. FITS MIL-C-17 AND EQUIVALENT CABLES.

**Pasternack Enterprises, Inc.**  
 P.O. Box 16759 | Irvine | CA | 92623  
 Phone: (949) 261-1920 | Fax: (949) 261-7451  
 Website: www.pasternack.com | E-Mail: sales@pasternack.com

FSCM NO. 53919

CAD FILE 032614

SCALE N/A

SIZE A

150



SMP Male Bulkhead Mount Full Detent Connector Solder Attachment for RG405, PE-SR405FL Catchers Mitt

TECHNICAL DATA SHEET

PE44962

**Configuration**

Connector	SMP Male, Full Detent
Connector Specification	MIL-STD-348
Connector Interface Type	RG405, PE-SR405FL
Attachment Method (Shield/Contact)	Solder
Body Style	Straight
Mount Method	Bulkhead

**Electrical Specifications**

Impedance	50 Ohms
-----------	---------

**Mechanical Specifications**

**Size**

Length	0.51 in [12.95 mm]
Width/Dia.	0.235 in [5.97 mm]
Weight	0.006 lbs [2.72 g]

**Connector**

Type	SMP Male
Contact Material and Plating	Beryllium Copper, Gold
Contact Plating Specification	MIL-G-45204
Coupling Nut Material and Plating	Passivated Stainless Steel
Coupling Nut Plating Specification	AMS-QQ-P-35
Body Material and Plating	Beryllium Copper, Gold
Body Plating Specification	MIL-G-45204
Dielectric Type	PTFE

**Compliance Certifications** (visit [www.Pasternack.com](http://www.Pasternack.com) for current document)

RoHS Compliant

Click the following link (or enter part number in "SEARCH" on website) to obtain additional part information including price, inventory and certifications: [SMP Male Bulkhead Mount Full Detent Connector Solder Attachment for RG405, PE-SR-405FL Catchers Mitt PE44962](#)



## SMP Male Bulkhead Mount Full Detent Connector Solder Attachment for RG405, PE-SR405FL Catchers Mitt

### TECHNICAL DATA SHEET

PE44962

#### Plotted and Other Data

Notes:

- Values at +25 °C, sea level

SMP Male Bulkhead Mount Full Detent Connector Solder Attachment for RG405, PE-SR405FL Catchers Mitt from Pasternack Enterprises has same day shipment for domestic and International orders. Our RF, microwave and millimeter wave products maintain a 99% availability and are part of the broadest selection in the industry.

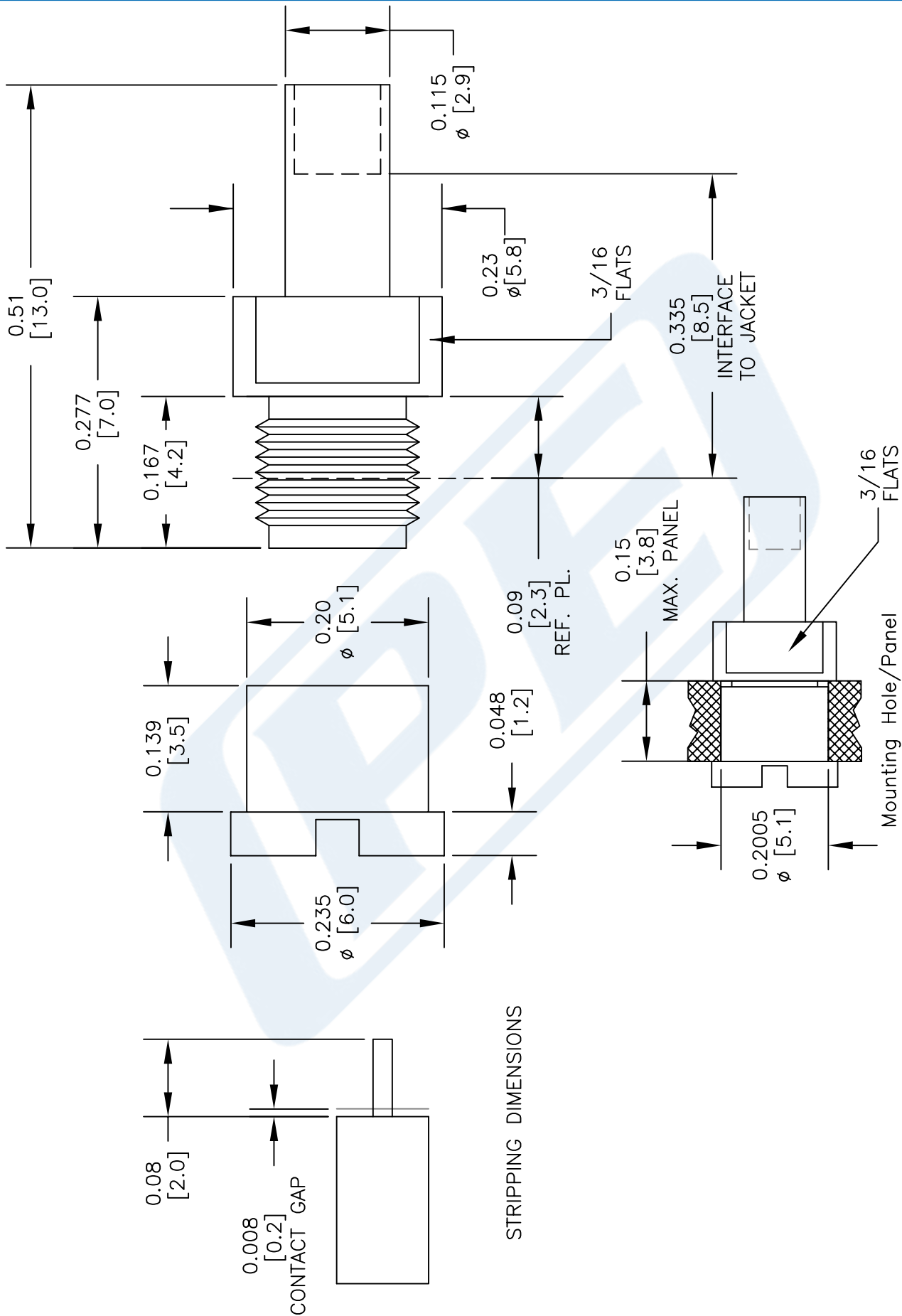
Click the following link (or enter part number in "SEARCH" on website) to obtain additional part information including price, inventory and certifications: [SMP Male Bulkhead Mount Full Detent Connector Solder Attachment for RG405, PE-SR405FL Catchers Mitt PE44962](#)

URL: <http://www.pasternack.com/smp-male-standard-rg405-pe-sr405fl-connector-pe44962-p.aspx>

The information contained in this document is accurate to the best of our knowledge and representative of the part described herein. It may be necessary to make modifications to the part and/or the documentation of the part, in order to implement improvements. Pasternack reserves the right to make such changes as required. Unless otherwise stated, all specifications are nominal. Pasternack does not make any representation or warranty regarding the suitability of the part described herein for any particular purpose, and Pasternack does not assume any liability arising out of the use of any part or documentation.

# PE44962 CAD Drawing

SMP Male Bulkhead Mount Full Detent Connector Solder  
Attachment for RG405, PE-SR405FL Catchers Mitt



NOTES:  
 1. UNLESS OTHERWISE SPECIFIED ALL DIMENSIONS ARE NOMINAL.  
 2. ALL SPECIFICATIONS ARE SUBJECT TO CHANGE WITHOUT NOTICE AT ANY TIME.  
 3. DIMENSIONS ARE IN INCHES [mm].  
 4. FITS MIL-C-17 AND EQUIVALENT CABLES.

DWG TITLE	
<b>PE44962</b>	
FSCM NO. 53919	CAD FILE 032614
SCALE N/A	SIZE A
150	

**PE PASTERNAK**  
 THE ENGINEER'S RF SOURCE

Pasternack Enterprises, Inc.  
 P.O. Box 16759 | Irvine | CA | 92623

Phone: (949) 261-1920 | Fax: (949) 261-7451  
 Website: www.pasternack.com | E-Mail: sales@pasternack.com

## 086 Semi-rigid Coax Cable with Tinned Aluminum Outer Conductor

### RF Cables Technical Data Sheet

**PE-SR405AL**

#### Configuration

- Semi-Rigid Cable
- 1 Shield(s)

#### Features

- Tinned Aluminum Outer Conductor
- Max Frequency 40 GHz

#### Applications

- Test and Measurement
- Communication Systems
- Wireless Systems
- Medical Equipment
- RADAR
- Low Loss Applications
- Field Installations

#### Description

Semi-rigid coaxial cable provides the highest electrical performance including low loss and high RF shielding effectiveness, which is why it is the cable type of choice for many RF and microwave engineers. Pasternack's PE-SR405AL is a .086 semi-rigid coax cable constructed with silver plated copper clad steel inner conductor, solid PTFE dielectric and tinned aluminum outer conductor. This .086 semi-rigid cable has a maximum operating frequency of 40 GHz and is designed as a superior alternative to the standard RG-405 cable. Semi-rigid cable is used in a wide variety of applications including when higher operating frequency or precision performance is required. PE-SR405AL .086 semi-rigid coaxial cable datasheet specifications and outline drawing are shown in the PDF below.

Pasternack carries a wide range of cables ready to ship same day to fit your needs. They are available in corrugated, flexible, formable or semi-rigid versions with different constructions of conductor materials, dielectric materials, shielding configurations and jacket materials. Our cables are designed to fit a wide range of performance criteria including attenuation, operating temperature, environmental factor, and power capability.

#### Electrical Specifications

Description	Minimum	Typical	Maximum	Units
Frequency Range	DC		40	GHz
Impedance		50		Ohms
Dielectric Withstanding Voltage (AC)			5,000	Vrms

Click the following link (or enter part number in "SEARCH" on website) to obtain additional part information including price, inventory and certifications: [086 Semi-rigid Coax Cable with Tinned Aluminum Outer Conductor PE-SR405AL](#)

086 Semi-rigid Coax Cable with Tinned Aluminum Outer Conductor

**RF Cables**  
**Technical Data Sheet**

**PE-SR405AL**

**Performance by Frequency Band**

Description	F1	F2	F3	F4	F5	Units
Frequency	1	10	20			GHz
Attenuation, Max	23 75.46	81 265.75	131 429.79			dB/100ft dB/100m
Input Power (CW), Max	130	35	20			Watts

**Mechanical Specifications**

Min. Bend Radius (Installation) 0.05 in [1.27 mm]

**Construction Specifications**

Description	Material and Plating	Diameter
Inner Conductor	Copper Clad Steel, Silver, 1 Strands	0.02 in [0.51 mm]
Conductor Type	Solid	
Dielectric	PTFE	0.066 in [1.68 mm]
Outer Conductor	Tinned Aluminum	0.086 in [2.18 mm]

**Environmental Specifications**

**Temperature**

Operating Range -55 to +125 deg C

Click the following link (or enter part number in "SEARCH" on website) to obtain additional part information including price, inventory and certifications: [086 Semi-rigid Coax Cable with Tinned Aluminum Outer Conductor PE-SR405AL](#)

## 086 Semi-rigid Coax Cable with Tinned Aluminum Outer Conductor

### RF Cables Technical Data Sheet

**PE-SR405AL**

**Compliance Certifications** (see [product page](#) for current document)

#### Plotted and Other Data

Notes:

086 Semi-rigid Coax Cable with Tinned Aluminum Outer Conductor from Pasternack Enterprises has same day shipment for domestic and International orders. Our RF, microwave and millimeter wave products maintain a 99.4% availability and are part of the broadest selection in the industry.

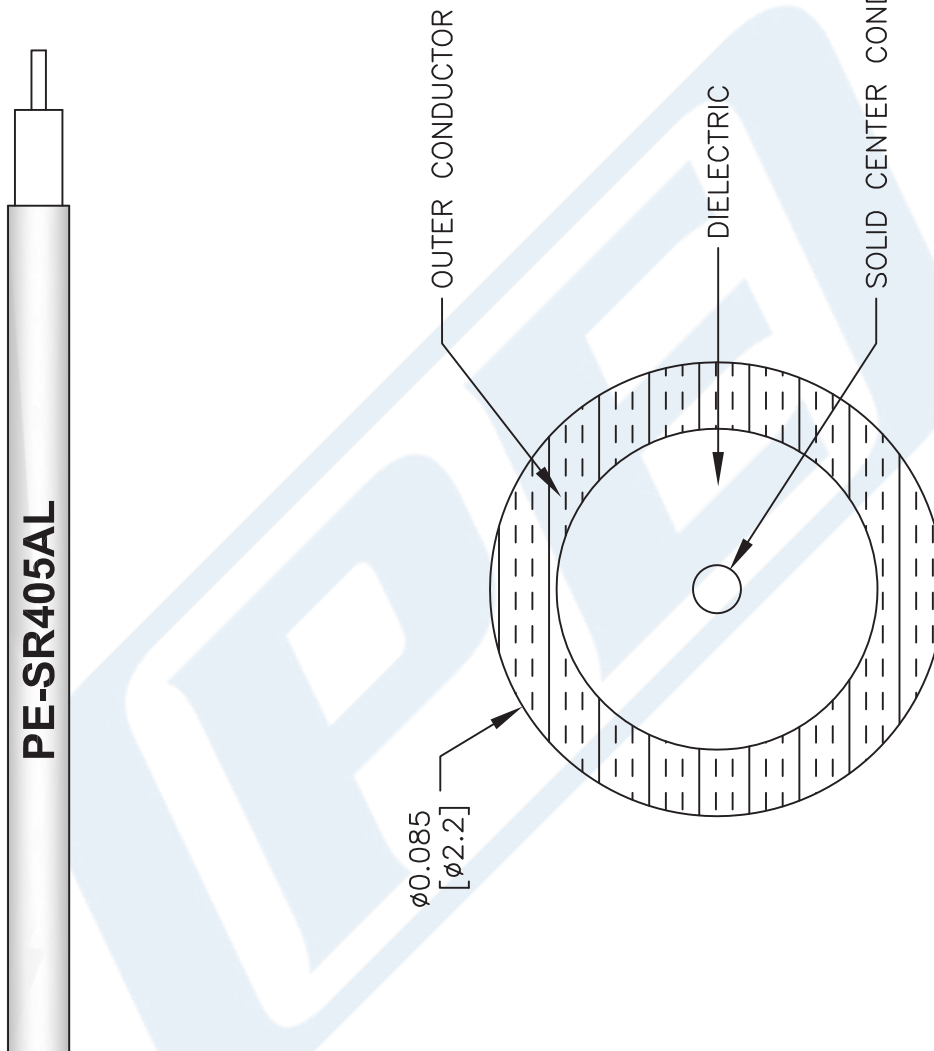
Click the following link (or enter part number in "SEARCH" on website) to obtain additional part information including price, inventory and certifications: [086 Semi-rigid Coax Cable with Tinned Aluminum Outer Conductor PE-SR405AL](#)

URL: <https://www.pasternack.com/semirigid-0.085-50-ohm-coax-cable-tinned-aluminum-pe-sr405al-p.aspx>

The information contained in this document is accurate to the best of our knowledge and representative of the part described herein. It may be necessary to make modifications to the part and/or the documentation of the part, in order to implement improvements. Pasternack reserves the right to make such changes as required. Unless otherwise stated, all specifications are nominal. Pasternack does not make any representation or warranty regarding the suitability of the part described herein for any particular purpose, and Pasternack does not assume any liability arising out of the use of any part or documentation.

# PE-SR405AL CAD Drawing

086 Semi-rigid Coax Cable with Tinned Aluminum Outer Conductor



DWG TITLE

**PE-SR405AL**

FSCM NO. 53919

CAD FILE 111716

SCALE N/A

SIZE A

41742

NOTES:  
1. UNLESS OTHERWISE SPECIFIED ALL DIMENSIONS ARE NOMINAL.  
2. ALL SPECIFICATIONS ARE SUBJECT TO CHANGE WITHOUT NOTICE AT ANY TIME.  
3. DIMENSIONS ARE IN INCHES [mm].



Pasternack Enterprises, Inc.  
P.O. Box 16759 | Irvine | CA | 92623  
Phone: (949) 261-1920 | Fax: (949) 261-7451  
Website: [www.pasternack.com](http://www.pasternack.com) | E-Mail: [sales@pasternack.com](mailto:sales@pasternack.com)