



## SMA Female Connector Solder Attachment 4 Hole Panel For PE-SR402AL, PE-SR402FL, RG402, .340 inch Hole Spacing

### TECHNICAL DATA SHEET

PE4121

#### SMA Female Connector Solder Attachment 4 Hole Panel For PE-SR402AL, PE-SR402FL, RG402, .340 inch Hole Spacing

##### Configuration

Connector	SMA Female
Connector Specification	MIL-STD-348, MIL-39012
Connector Interface Type	PE-SR402AL, PE-SR402FL, RG402
Cable Attachment Method (Shield/Contact)	Solder/Solder
Body Style	Straight
Mount Method	4 Hole Panel

##### Electrical Specifications

Frequency Range, GHz	DC to 18
Impedance, Ohms	50
Maximum VSWR	1.25:1

##### Mechanical Specifications

###### Size

Length, in [mm]	0.56 [14.22]
Width/Dia., in [mm]	0.5 [13]
Weight, lbs [g]	0.006 [2.72]

###### Connector

Type	SMA Female
Contact Material and Plating	Beryllium Copper, Gold
Contact Plating Specification	MIL-G-45204
Body Material and Plating	Stainless Steel, Gold
Body Plating Specification	MIL-G-45204
Dielectric Type	Teflon

##### Compliance Certifications (visit [www.Pasternack.com](http://www.Pasternack.com) for current document)

RoHS Compliant	Yes
----------------	-----

##### Plotted and Other Data

Notes: Values at 25 °C, sea level

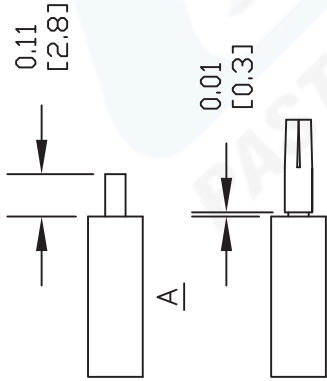
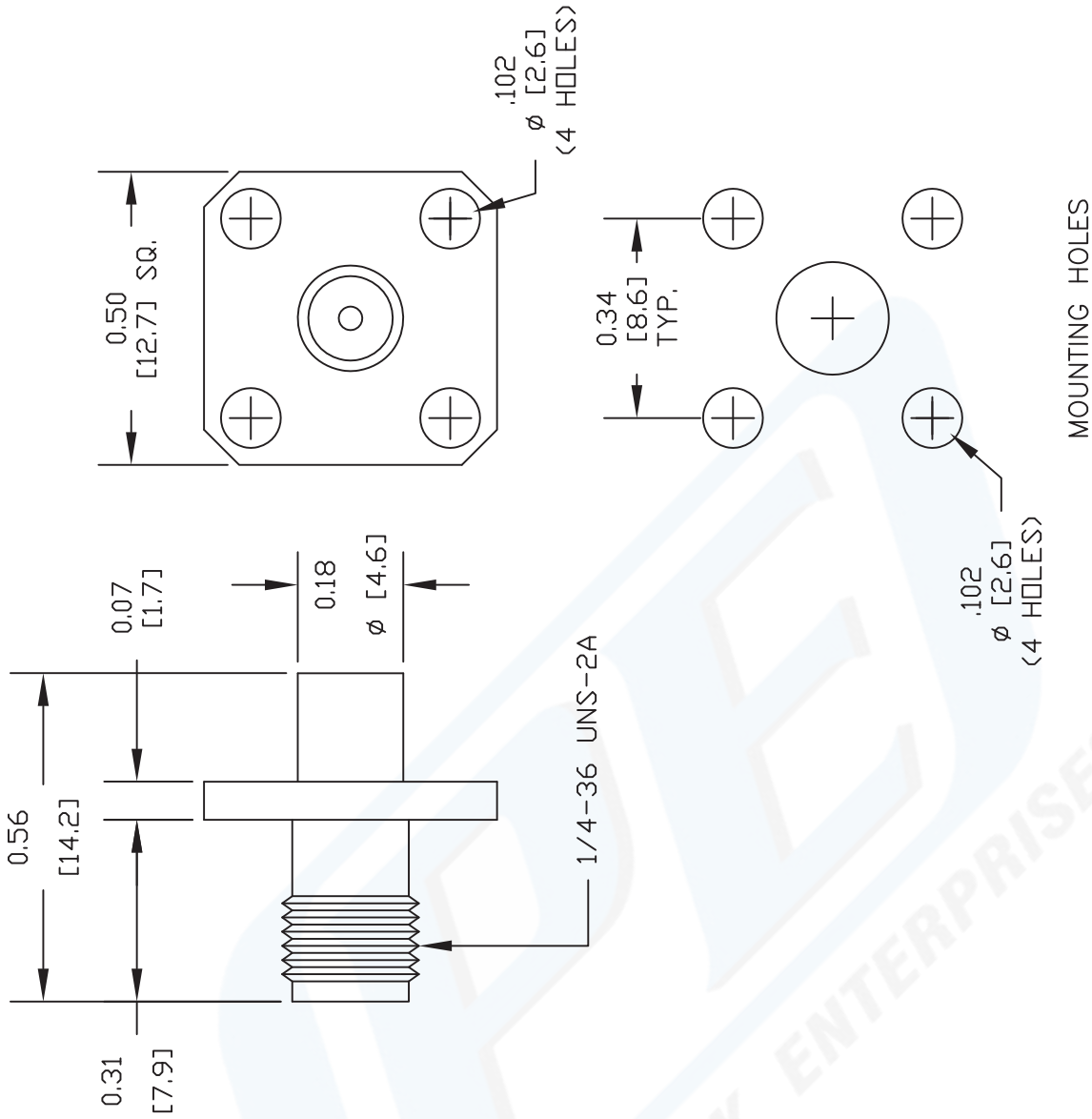
URL: <http://www.pasternack.com/sma-female-standard-pe-sr402al-pe-sr402fl-rg402-connector-pe4121-p.aspx>

SMA Female Connector Solder Attachment 4 Hole Panel For PE-SR402AL, PE-SR402FL, RG402, .340 inch Hole Spacing from Pasternack Enterprises has same day shipment for domestic and International orders. We maintain 99% availability of the industry's broadest selection of RF, microwave and fiber optic products.

The information contained in this document is accurate to the best of our knowledge and representative of the part described herein. It may be necessary to make modifications to the part and/or the documentation of the part, in order to implement improvements. Pasternack reserves the right to make such changes as required. Unless otherwise stated, all specifications are nominal.

# PE4121 CAD Drawing

SMA Female Connector Solder Attachment 4 Hole Panel For PE-SR402AL, PE-SR402FL, RG402, .340 inch Hole Spacing



## STRIPPING DIMENSIONS

## ASSEMBLY PROCEDURES

1. STRIP CABLE AS SHOWN IN (A). DO NOT NICK CENTER CONDUCTOR.
2. SHIM CONTACT AS SHOWN IN (B) & SOLDER CONTACT TO CENTER CONDUCTOR.
3. INSERT CABLE INTO BODY UNTIL OUTER CONDUCTOR BOTTOMS OUT. SOLDER OUTER CONDUCTOR TO BODY.

DWG TITLE

**PE4121**

- NOTES:
1. UNLESS OTHERWISE SPECIFIED ALL DIMENSIONS ARE NOMINAL.
  2. ALL SPECIFICATIONS ARE SUBJECT TO CHANGE WITHOUT NOTICE AT ANY TIME.
  3. DIMENSIONS ARE IN INCHES [mm].
  4. FITS MIL-C-17 AND EQUIVALENT CABLES.

REV. A

FSCM NO. 53919

CAD FILE 083111

SCALE N/A

SIZE A

2231

**PE PASTERNAK®**

Pasternack Enterprises, Inc.  
 P.O. Box 16759 | Irvine | CA | 92623  
**Phone:** (949) 261-1920 | **Fax:** (949) 261-7451  
**Website:** www.pasternack.com | **E-Mail:** sales@pasternack.com



SMA Female Connector Solder Attachment 4 Hole Panel For PE-SR402AL, PE-SR402FL, RG402, .340 inch Hole Spacing

**TECHNICAL DATA SHEET** PE4121

**SMA Female Connector Solder Attachment 4 Hole Panel For PE-SR402AL, PE-SR402FL, RG402, .340 inch Hole Spacing**

**Configuration**

Connector	SMA Female
Connector Specification	MIL-STD-348, MIL-39012
Connector Interface Type	PE-SR402AL, PE-SR402FL, RG402
Cable Attachment Method (Shield/Contact)	Solder/Solder
Body Style	Straight
Mount Method	4 Hole Panel

**Electrical Specifications**

Frequency Range, GHz	DC to 18
Impedance, Ohms	50
Maximum VSWR	1.25:1

**Mechanical Specifications**

**Size**

Length, in [mm]	0.56 [14.22]
Width/Dia., in [mm]	0.5 [13]
Weight, lbs [g]	0.006 [2.72]

**Connector**

Type	SMA Female
Contact Material and Plating	Beryllium Copper, Gold
Contact Plating Specification	MIL-G-45204
Body Material and Plating	Stainless Steel, Gold
Body Plating Specification	MIL-G-45204
Dielectric Type	Teflon

**Compliance Certifications** (visit [www.Pasternack.com](http://www.Pasternack.com) for current document)

RoHS Compliant	Yes
----------------	-----

**Plotted and Other Data**

Notes: Values at 25 °C, sea level

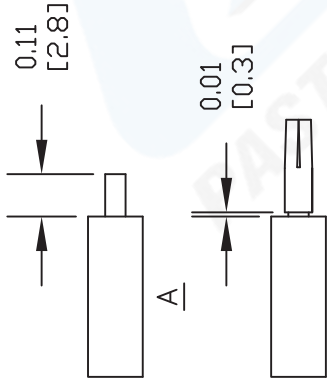
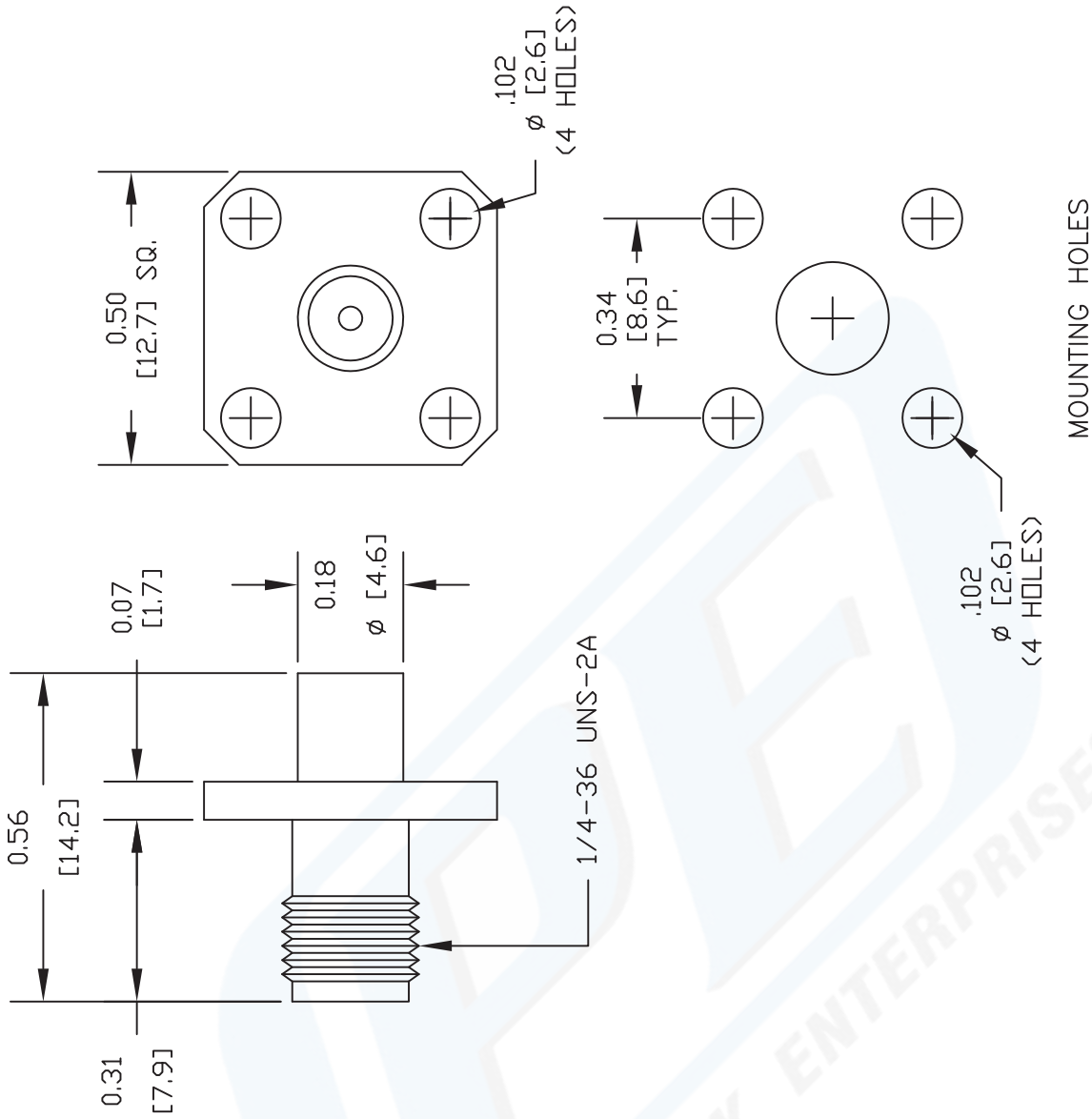
URL: <http://www.pasternack.com/sma-female-standard-pe-sr402al-pe-sr402fl-rg402-connector-pe4121-p.aspx>

SMA Female Connector Solder Attachment 4 Hole Panel For PE-SR402AL, PE-SR402FL, RG402, .340 inch Hole Spacing from Pasternack Enterprises has same day shipment for domestic and International orders. We maintain 99% availability of the industry's broadest selection of RF, microwave and fiber optic products.

The information contained in this document is accurate to the best of our knowledge and representative of the part described herein. It may be necessary to make modifications to the part and/or the documentation of the part, in order to implement improvements. Pasternack reserves the right to make such changes as required. Unless otherwise stated, all specifications are nominal.

# PE4121 CAD Drawing

SMA Female Connector Solder Attachment 4 Hole Panel For PE-SR402AL, PE-SR402FL, RG402, .340 inch Hole Spacing



## STRIPPING DIMENSIONS

## ASSEMBLY PROCEDURES

1. STRIP CABLE AS SHOWN IN (A). DO NOT NICK CENTER CONDUCTOR.
2. SHIM CONTACT AS SHOWN IN (B) & SOLDER CONTACT TO CENTER CONDUCTOR.
3. INSERT CABLE INTO BODY UNTIL OUTER CONDUCTOR BOTTOMS OUT. SOLDER OUTER CONDUCTOR TO BODY.

DWG TITLE

**PE4121**

- NOTES:
1. UNLESS OTHERWISE SPECIFIED ALL DIMENSIONS ARE NOMINAL.
  2. ALL SPECIFICATIONS ARE SUBJECT TO CHANGE WITHOUT NOTICE AT ANY TIME.
  3. DIMENSIONS ARE IN INCHES [mm].
  4. FITS MIL-C-17 AND EQUIVALENT CABLES.

REV. A

FSCM NO. 53919

CAD FILE 083111

SCALE N/A

SIZE A

2231

**PE PASTERNAK®**

Pasternack Enterprises, Inc.  
 P.O. Box 16759 | Irvine | CA | 92623  
**Phone:** (949) 261-1920 | **Fax:** (949) 261-7451  
**Website:** www.pasternack.com | **E-Mail:** sales@pasternack.com

## RG402 Coax Cable with Tinned Copper Outer Conductor

### TECHNICAL DATA SHEET

PE-SR402TN

#### RG402 Tinned Coax Cable with Tinned Copper Outer Conductor

##### Configuration

Cable Specification	MIL-C-17
Inner Conductor Material and Plating	Copper Clad Steel, Silver
Dielectric Type	PTFE
Shield Materials	Tinned Copper

##### Electrical Specifications

Impedance, Ohms	50
Maximum Operating Frequency, GHz	36

##### Electrical Specifications by Frequency

###### Frequency 1

Frequency, MHz	1000
Attenuation, dB/100ft [dB/100m]	12 [39.37]
Power Handling, Watts	450

###### Frequency 2

Frequency, GHz	10
Attenuation, dB/100ft [dB/100m]	45 [147.64]
Power Handling, Watts	120

###### Frequency 3

Frequency, GHz	20
Attenuation, dB/100ft [dB/100m]	70 [229.66]
Power Handling, Watts	70

##### Mechanical Specifications

###### Temperature

Operating Range, deg C	-55 to +125
------------------------	-------------

###### Inner Conductor

Material	Copper Clad Steel
Plating	Silver
Diameter, in [mm]	0.036 [0.91]

###### Dielectric:

Type	PTFE
Diameter, in [mm]	0.118 [3]

Click the following link (or enter part number in "SEARCH" on website) to obtain additional part information including price, inventory and certifications: [RG402 Tinned Coax Cable with Tinned Copper Outer Conductor PE-SR402TN](#)

The information contained in this document is accurate to the best of our knowledge and representative of the part described herein. It may be necessary to make modifications to the part and/or the documentation of the part, in order to implement improvements. Pasternack reserves the right to make such changes as required. Unless otherwise stated, all specifications are nominal.

## RG402 Coax Cable with Tinned Copper Outer Conductor

### TECHNICAL DATA SHEET

PE-SR402TN

**Shield:**

Number of	1
Material 1	Tinned Copper
Diameter, in [mm]	0.141 [3.58]

**Jacket:**

One Time Minimum Bend Radius, in [mm]	1 [25.4]
Weight, lbs/ft [Kg/m]	0.036 [0.05]

**Compliance Certifications** (visit [www.Pasternack.com](http://www.Pasternack.com) for current document)

**Plotted and Other Data**

Notes: Values at 25 °C, sea level

RG402 Coax Cable with Tinned Copper Outer Conductor from Pasternack Enterprises has same day shipment for domestic and International orders. Our RF, microwave and fiber optic products maintain a 99% availability and are part of the broadest selection in the industry.

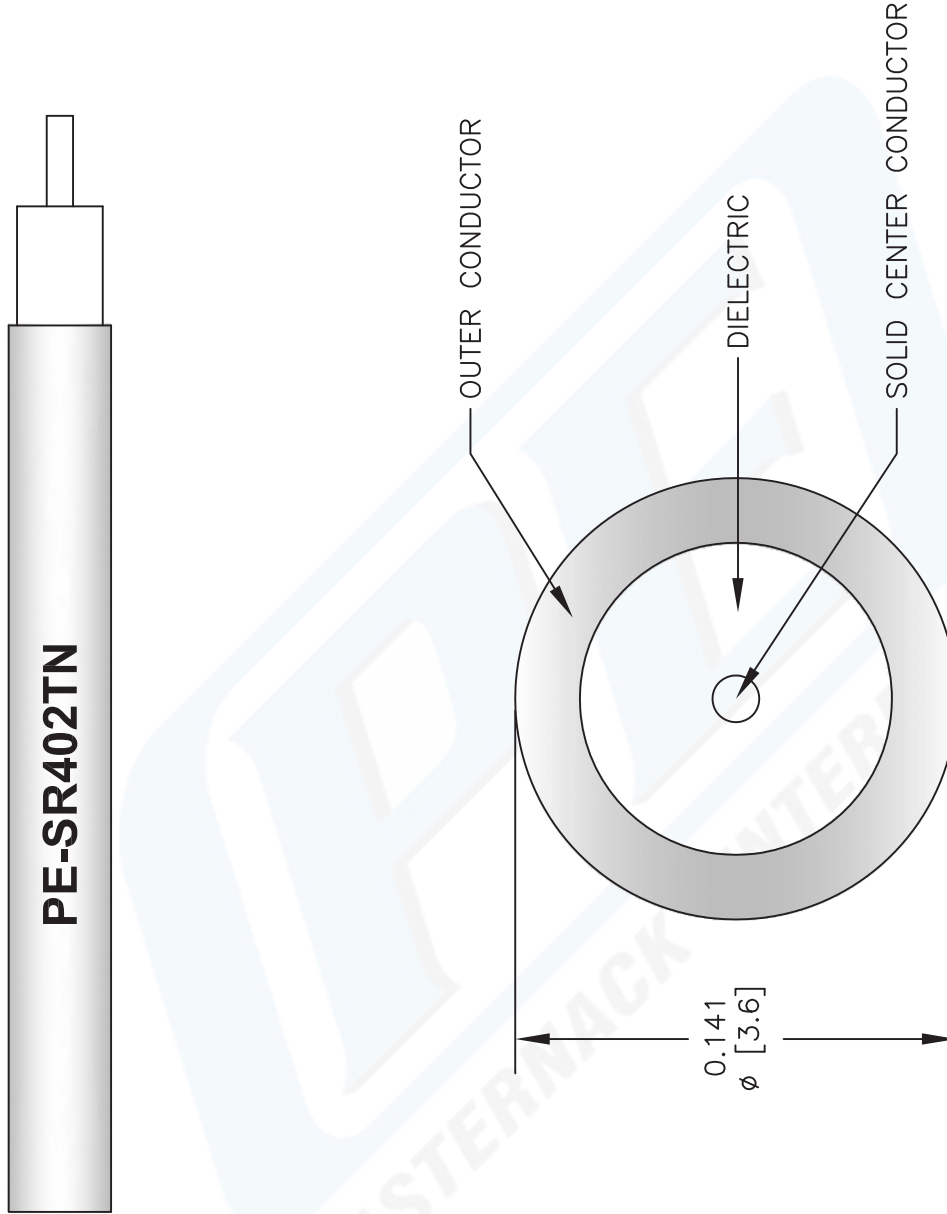
Click the following link (or enter part number in "SEARCH" on website) to obtain additional part information including price, inventory and certifications: [RG402 Tinned Coax Cable with Tinned Copper Outer Conductor PE-SR402TN](#)

URL: <http://www.pasternack.com/50-ohm-semi-rigid-rg402-tinned-tinned-copper-pe-sr402tn-p.aspx>

The information contained in this document is accurate to the best of our knowledge and representative of the part described herein. It may be necessary to make modifications to the part and/or the documentation of the part, in order to implement improvements. Pasternack reserves the right to make such changes as required. Unless otherwise stated, all specifications are nominal.

# PE-SR402TN CAD Drawing

## RG402 Coax Cable with Tinned Copper Outer Conductor



**NOTES:**  
 1. UNLESS OTHERWISE SPECIFIED ALL DIMENSIONS ARE NOMINAL.  
 2. ALL SPECIFICATIONS ARE SUBJECT TO CHANGE WITHOUT NOTICE AT ANY TIME.  
 3. DIMENSIONS ARE IN INCHES [mm].

DWG TITLE  
**PE-SR402TN**

FSCM NO. 53919

CAD FILE 073113

SCALE N/A

SIZE A

2233

**PASTERNAK®**  
 Pasternack Enterprises, Inc.  
 P.O. Box 16759 | Irvine | CA | 92623  
**Phone:** (949) 261-1920 | **Fax:** (949) 261-7451  
**Website:** www.pasternack.com | **E-Mail:** sales@pasternack.com