



7/16 DIN Female Connector Clamp/Solder
Attachment For 1/2 inch Helical

TECHNICAL DATA SHEET

PE44560

7/16 DIN Female Connector Clamp/Solder Attachment For 1/2 inch Helical

Configuration

Connector	7/16 DIN Female
Connector Specification	IEC60169-4
Connector Interface Type	1/2 inch Helical
Cable Attachment Method (Shield/Contact)	Clamp/Solder
Body Style	Straight

Electrical Specifications

Frequency Range, GHz	DC to 3
Impedance, Ohms	50
Maximum Return Loss, dB	28
Maximum Operating Voltage, Volts	2,700

Frequency 1

Frequency, GHz	DC to 2
Insertion Loss, dB	0.05
Power Handling, Watts	400

Mechanical Specifications

Temperature

Operating Range, deg C	-55 to +155
------------------------	-------------

Size

Length, in [mm]	2 [50.8]
Width/Dia., in [mm]	1.14 [28.96]
Weight, lbs [Kg]	4.1 [1.86]

Connector

Type	7/16 DIN Female
Contact Material and Plating	Beryllium Copper, Silver
Contact Plating Specification	5µ in. Minimum
Body Material and Plating	Brass, Tri-Metal
Body Plating Specification	2µ in. Minimum
Dielectric Type	PTFE

Compliance Certifications (visit www.Pasternack.com for current document)

RoHS Compliant	Yes
----------------	-----

Click the following link (or enter part number in "SEARCH" on website) to obtain additional part information including price, inventory and certifications: [7/16 DIN Female Connector Clamp/Solder Attachment For 1/2 inch Helical PE44560](#)

The information contained in this document is accurate to the best of our knowledge and representative of the part described herein. It may be necessary to make modifications to the part and/or the documentation of the part, in order to implement improvements. Pasternack reserves the right to make such changes as required. Unless otherwise stated, all specifications are nominal.



7/16 DIN Female Connector Clamp/Solder
Attachment For 1/2 inch Helical

TECHNICAL DATA SHEET

PE44560

Plotted and Other Data

Notes:

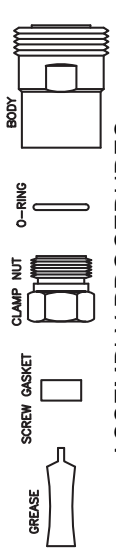
Values at 25 °C, sea level

7/16 DIN Female Connector Clamp/Solder Attachment For 1/2 inch Helical from Pasternack Enterprises has same day shipment for domestic and International orders. Our RF, microwave and fiber optic products maintain a 99% availability and are part of the broadest selection in the industry.

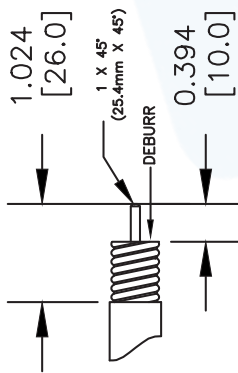
Click the following link (or enter part number in "SEARCH" on website) to obtain additional part information including price, inventory and certifications: [7/16 DIN Female Connector Clamp/Solder Attachment For 1/2 inch Helical PE44560](http://www.pasternack.com/7-16-female-standard-1-2-inch-helical-connector-pe44560-p.aspx)

URL: <http://www.pasternack.com/7-16-female-standard-1-2-inch-helical-connector-pe44560-p.aspx>

The information contained in this document is accurate to the best of our knowledge and representative of the part described herein. It may be necessary to make modifications to the part and/or the documentation of the part, in order to implement improvements. Pasternack reserves the right to make such changes as required. Unless otherwise stated, all specifications are nominal.

- 
1. STRIP CABLE AS SHOWN, CHAMFER CENTER CONDUCTOR & DEBURR CABLE.

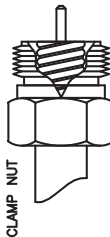
ASSEMBLY PROCEDURES



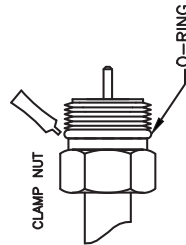
2. PUT THE SCREW GASKET ONTO CABLE, PAY ATTENTION TO THE CORRECT DIRECTION OF THE SCREW GASKET (ANGLE DIRECTION TOWARDS THE FRONT). WIPE THE GASKET WITH GREASE.



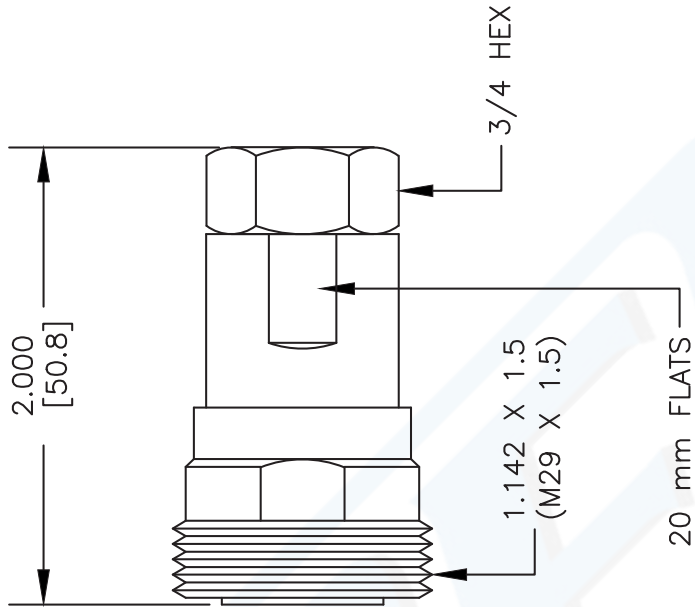
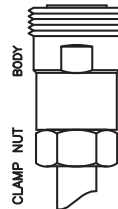
3. SCREW CLAMP NUT ONTO CABLE UNTIL EDGES OF NUT & OUTER CONDUCTOR ARE FLAT.



4. SLIDE O-RING OVER THREAD AND SEAT INTO PLACE. GREASE O-RING.



5. HOLD CLAMP NUT STEADY & SCREW BODY TIGHTLY ONTO CABLE.



DWG TITLE

PE44560

- NOTES:
1. UNLESS OTHERWISE SPECIFIED ALL DIMENSIONS ARE NOMINAL.
 2. ALL SPECIFICATIONS ARE SUBJECT TO CHANGE WITHOUT NOTICE AT ANY TIME.
 3. DIMENSIONS ARE IN INCHES [mm].
 4. FITS MIL-C-17 AND EQUIVALENT CABLES.

PE PASTERNAK®
 Pasternack Enterprises, Inc.
 P.O. Box 16759 | Irvine | CA | 92623
 Phone: (949) 261-1920 | Fax: (949) 261-7451
 Website: www.pasternack.com | E-Mail: sales@pasternack.com

FSCM NO. 53919

CAD FILE 081808

SCALE N/A

SIZE A

147



7/16 DIN Female Connector Clamp/Solder
Attachment For 1/2 inch Helical

TECHNICAL DATA SHEET

PE44560

7/16 DIN Female Connector Clamp/Solder Attachment For 1/2 inch Helical

Configuration

Connector	7/16 DIN Female
Connector Specification	IEC60169-4
Connector Interface Type	1/2 inch Helical
Cable Attachment Method (Shield/Contact)	Clamp/Solder
Body Style	Straight

Electrical Specifications

Frequency Range, GHz	DC to 3
Impedance, Ohms	50
Maximum Return Loss, dB	28
Maximum Operating Voltage, Volts	2,700

Frequency 1

Frequency, GHz	DC to 2
Insertion Loss, dB	0.05
Power Handling, Watts	400

Mechanical Specifications

Temperature

Operating Range, deg C	-55 to +155
------------------------	-------------

Size

Length, in [mm]	2 [50.8]
Width/Dia., in [mm]	1.14 [28.96]
Weight, lbs [Kg]	4.1 [1.86]

Connector

Type	7/16 DIN Female
Contact Material and Plating	Beryllium Copper, Silver
Contact Plating Specification	5µ in. Minimum
Body Material and Plating	Brass, Tri-Metal
Body Plating Specification	2µ in. Minimum
Dielectric Type	PTFE

Compliance Certifications (visit www.Pasternack.com for current document)

RoHS Compliant	Yes
----------------	-----

Click the following link (or enter part number in "SEARCH" on website) to obtain additional part information including price, inventory and certifications: [7/16 DIN Female Connector Clamp/Solder Attachment For 1/2 inch Helical PE44560](#)

The information contained in this document is accurate to the best of our knowledge and representative of the part described herein. It may be necessary to make modifications to the part and/or the documentation of the part, in order to implement improvements. Pasternack reserves the right to make such changes as required. Unless otherwise stated, all specifications are nominal.



7/16 DIN Female Connector Clamp/Solder
Attachment For 1/2 inch Helical

TECHNICAL DATA SHEET

PE44560

Plotted and Other Data

Notes:

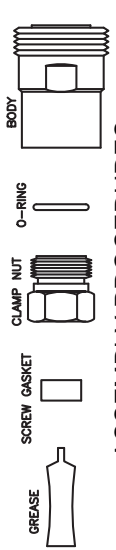
Values at 25 °C, sea level

7/16 DIN Female Connector Clamp/Solder Attachment For 1/2 inch Helical from Pasternack Enterprises has same day shipment for domestic and International orders. Our RF, microwave and fiber optic products maintain a 99% availability and are part of the broadest selection in the industry.

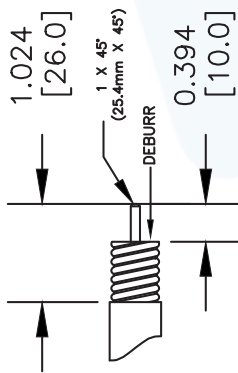
Click the following link (or enter part number in "SEARCH" on website) to obtain additional part information including price, inventory and certifications: [7/16 DIN Female Connector Clamp/Solder Attachment For 1/2 inch Helical PE44560](http://www.pasternack.com/7-16-female-standard-1-2-inch-helical-connector-pe44560-p.aspx)

URL: <http://www.pasternack.com/7-16-female-standard-1-2-inch-helical-connector-pe44560-p.aspx>

The information contained in this document is accurate to the best of our knowledge and representative of the part described herein. It may be necessary to make modifications to the part and/or the documentation of the part, in order to implement improvements. Pasternack reserves the right to make such changes as required. Unless otherwise stated, all specifications are nominal.

- 
1. STRIP CABLE AS SHOWN, CHAMFER CENTER CONDUCTOR & DEBURR CABLE.

ASSEMBLY PROCEDURES



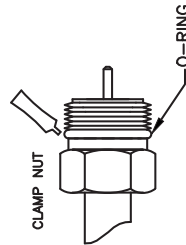
2. PUT THE SCREW GASKET ONTO CABLE, PAY ATTENTION TO THE CORRECT DIRECTION OF THE SCREW GASKET (ANGLE DIRECTION TOWARDS THE FRONT). WIPE THE GASKET WITH GREASE.



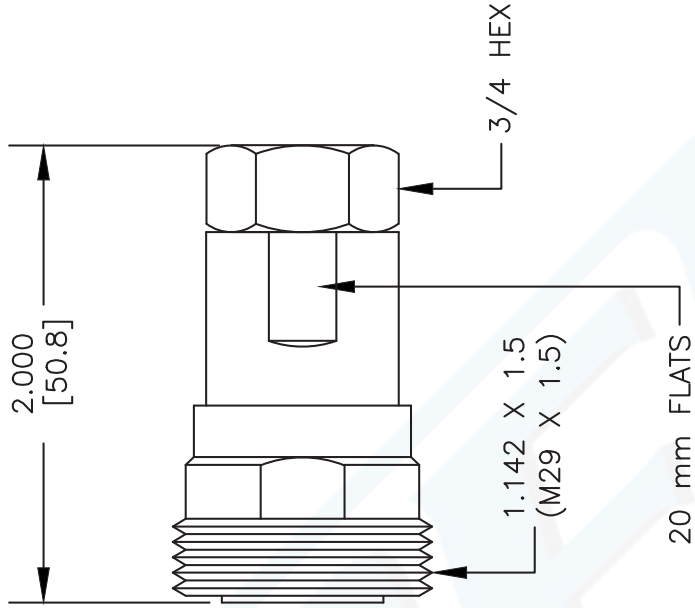
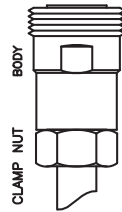
3. SCREW CLAMP NUT ONTO CABLE UNTIL EDGES OF NUT & OUTER CONDUCTOR ARE FLAT.



4. SLIDE O-RING OVER THREAD AND SEAT INTO PLACE. GREASE O-RING.



5. HOLD CLAMP NUT STEADY & SCREW BODY TIGHTLY ONTO CABLE.



DWG TITLE

PE44560

- NOTES:
1. UNLESS OTHERWISE SPECIFIED ALL DIMENSIONS ARE NOMINAL.
 2. ALL SPECIFICATIONS ARE SUBJECT TO CHANGE WITHOUT NOTICE AT ANY TIME.
 3. DIMENSIONS ARE IN INCHES [mm].
 4. FITS MIL-C-17 AND EQUIVALENT CABLES.

PE PASTERNAK®
 Pasternack Enterprises, Inc.
 P.O. Box 16759 | Irvine | CA | 92623
 Phone: (949) 261-1920 | Fax: (949) 261-7451
 Website: www.pasternack.com | E-Mail: sales@pasternack.com

FSCM NO. 53919

CAD FILE 081808

SCALE N/A

SIZE A

147



Low Loss 1/2 Superflexible Helical Corrugated Coax Cable with Black PE Jacket

TECHNICAL DATA SHEET

PE-1/2SFHC

1/2" Superflexible Low Loss Foam Dielectric Copper Corrugated Coaxial Cable features

Our corrugated cables and Low PIM connector combinations result in cable assemblies with excellent Passive Intermodulation performance. Solid copper outer conductors provide the highest possible RF shielding. This Superflexible cable features excellent return loss performance. The highly foamed dielectric and optimized dimensions of these cables result in excellent low attenuation values. The Superflexible helically corrugated copper outer conductor allows for a small bending radius.

- Low Passive Intermodulation
- Solid copper outer conductor provides the highest possible RF shielding
- Superflexible helically corrugated copper outer conductor enables a small bending radius
- Excellent return loss performance
- Highly foamed dielectric provides low attenuation

Configuration

Cable Design	Low Loss
Inner Conductor Material and Plating	Copper Clad Aluminum
Dielectric Type	Foam PE
Shield Materials	Helically Corrugated Copper Tube
Jacket Material, Color	PE, Black

Electrical Specifications

Impedance, Ohms	50
Velocity of Propagation, %	82
Max Operating Frequency, GHz	10.2
Cutoff Frequency, GHz	13
RF Shielding, dB	120
Capacitance, pF/ft [pF/m]	25.3 [83.01]
Inductance, uH/ft [uH/m]	0.059 [0.19]
DC Resistance Inner Conductor, Ohms/1000ft [Ohms/Km]	0.91 [2.99]
DC Resistance Outer Conductor, Ohms/1000ft [Ohms/Km]	1.08 [3.54]
Max Operating Voltage, Volts	1000
Dielectric Withstanding Voltage, Vrms	2500

Electrical Specifications by Frequency

Frequency 1

Frequency, MHz	100
Attenuation, dB/100 ft [dB/100m]	0.92 [3.02]
Power Handling, Watts	2600

Frequency 2

Frequency, MHz	450
Attenuation, dB/100 ft [dB/100m]	2.07 [6.79]
Power Handling, Watts	1200

Click the following link (or enter part number in "SEARCH" on website) to obtain additional part information including price, inventory and certifications: [Low Loss 1/2 Superflexible Helical Corrugated Coax Cable with Black PE Jacket PE-1/2SFHC](#)

The information contained in this document is accurate to the best of our knowledge and representative of the part described herein. It may be necessary to make modifications to the part and/or the documentation of the part, in order to implement improvements. Pasternack reserves the right to make such changes as required. Unless otherwise stated, all specifications are nominal.



Low Loss 1/2 Superflexible Helical Corrugated Coax Cable with Black PE Jacket

TECHNICAL DATA SHEET

PE-1/2SFHC

Frequency 3

Frequency, MHz	900
Attenuation, dB/100 ft [dB/100m]	3.02 [9.91]
Power Handling, Watts	810

Frequency 4

Frequency, MHz	1
Attenuation, dB/100 ft [dB/100m]	3.23 [10.60]
Power Handling, Watts	770

Frequency 5

Frequency, GHz	1.8
Attenuation, dB/100 ft [dB/100m]	4.45 [14.60]
Power Handling, Watts	550

Frequency 6

Frequency, GHz	1.9
Attenuation, dB/100 ft [dB/100m]	4.57 [14.99]
Power Handling, Watts	540

Frequency 7

Frequency, GHz	2.2
Attenuation, dB/100 ft [dB/100m]	4.97 [16.31]
Power Handling, Watts	490

Frequency 8

Frequency, GHz	2.5
Attenuation, dB/100 ft [dB/100m]	5.37 [17.62]
Power Handling, Watts	460

Frequency 9

Frequency, GHz	2.7
Attenuation, dB/100 ft [dB/100m]	5.61 [18.41]
Power Handling, Watts	440

Frequency 10

Frequency, GHz	3
Attenuation, dB/100 ft [dB/100m]	5.95 [19.52]
Power Handling, Watts	410

Click the following link (or enter part number in "SEARCH" on website) to obtain additional part information including price, inventory and certifications: [Low Loss 1/2 Superflexible Helical Corrugated Coax Cable with Black PE Jacket PE-1/2SFHC](#)

The information contained in this document is accurate to the best of our knowledge and representative of the part described herein. It may be necessary to make modifications to the part and/or the documentation of the part, in order to implement improvements. Pasternack reserves the right to make such changes as required. Unless otherwise stated, all specifications are nominal.



Low Loss 1/2 Superflexible Helical Corrugated Coax Cable with Black PE Jacket

TECHNICAL DATA SHEET

PE-1/2SFHC

Mechanical Specifications

Inner Conductor:	Number of Strands	1
	Material	Copper Clad Aluminum
	Diameter, in [mm]	0.139 [3.53]
Dielectric:	Type	Foam PE
	Diameter, in [mm]	0.362 [9.19]
Shield:	Number of	1
	Material 1	Helically Corrugated Copper Tube
	Diameter, in [mm]	0.468 [11.89]
Jacket:	Material	PE
	Diameter, in [mm]	0.535 [13.59]
	Color	Black
	Repeated Minimum Bend Radius, in [mm]	1.18 [29.97]
	One Time Minimum Bend Radius, in [mm]	0.6 [15.24]
	Minimum Number of Bends	20
	Tensile Strength, Lbs [Kg]	157 [71.21]
	Weight, Lbs/ft [Kg/m]	0.129 [0.19]
	Temperature Operating Range, deg C	-55 to +85

Compliance Certifications (visit www.Pasternack.com for current document)

RoHS Compliant	Yes
----------------	-----

Other Data

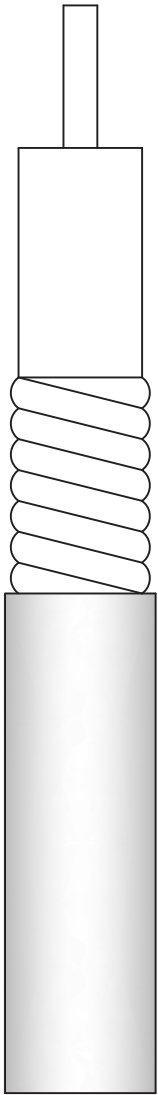
URL: <http://www.pasternack.com/50-ohm-low-loss-corrugated-1-2-superflexible-helical-coax-pe-1-2sfhc-p.aspx>

Low Loss 1/2 Superflexible Helical Corrugated Coax Cable with Black PE Jacket from Pasternack Enterprises has same day shipment for domestic and International orders. We maintain 99% availability of the industry's broadest selection of RF, microwave and fiber optic products.

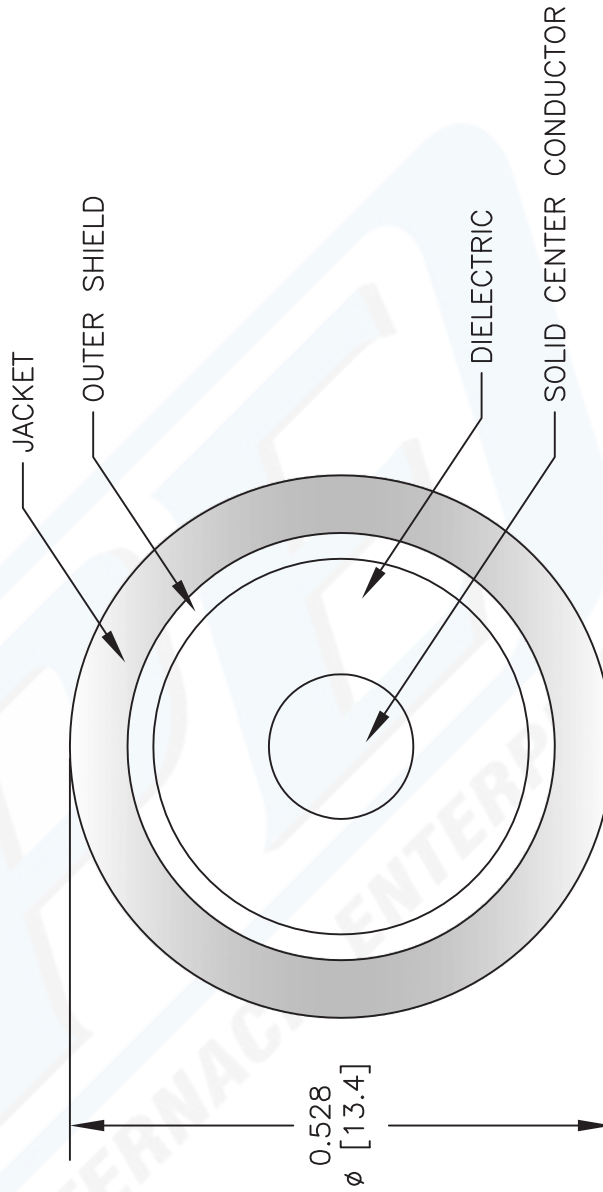
The information contained in this document is accurate to the best of our knowledge and representative of the part described herein. It may be necessary to make modifications to the part and/or the documentation of the part, in order to implement improvements. Pasternack reserves the right to make such changes as required. Unless otherwise stated, all specifications are nominal.

PE-1/2SFHC CAD Drawing

Low Loss 1/2 Superflexible Helical Corrugated Coax Cable with Black PE Jacket



PE-1/2SFHC



DWG TITLE

PE-1/2SFHC

NOTES:
 1. UNLESS OTHERWISE SPECIFIED ALL DIMENSIONS ARE NOMINAL.
 2. ALL SPECIFICATIONS ARE SUBJECT TO CHANGE WITHOUT NOTICE AT ANY TIME.
 3. DIMENSIONS ARE IN INCHES [mm].

FSCM NO. 53919

CAD FILE 092112

SCALE N/A

SIZE A

2233



Pasternack Enterprises, Inc.
 P.O. Box 16759 | Irvine | CA | 92623
Phone: (949) 261-1920 | **Fax:** (949) 261-7451
Website: www.pasternack.com | **E-Mail:** sales@pasternack.com