



75 Ohm TNC Male Right Angle Connector Clamp/ Solder Attachment for RG11, RG144, RG216

RF Connectors Technical Data Sheet

PE44170

Configuration

- TNC Male Connector
- MIL-STD-348
- 75 Ohms
- Right Angle Body Geometry
- RG11, RG144, RG216 Interface Type
- Clamp/Solder Attachment

Features

- Silver Plated Contact
- Contact plating according to QQ-S-365

Applications

- General Purpose Test
- Custom Cable Assemblies

Description

Pasternack's PE44170 75 ohm TNC male right angle connector with clamp/solder attachment for RG11, RG144 and RG216 is part of our full line of RF components available for same-day shipping. Its right angle body geometry allows for easier connections in tight spaces.

Our 75 ohm TNC male right angle connector PE44170 datasheet specifications and drawing with dimensions are shown below in this PDF. Pasternack's broad catalog of RF, microwave and millimeter wave connectors allows designers to configure and customize their signal connections however they like. Whether the need is to provide an I/O for a board design, or simply create a custom cable assembly configuration, Pasternack has the right connector for the job. Pasternack can also expertly build your custom cable assemblies for you and ship same-day.

Mechanical Specifications

Size

Length	1.82 in [46.23 mm]
Width/Dia.	0.75 in [19.05 mm]
Height	1.163 in [29.54 mm]
Weight	0.165 lbs [74.84 g]

Material Specifications

Description	Material	Plating
Contact		Silver QQ-S-365
Insulation	PTFE	
Body	Brass	Nickel QQ-N-290
Coupling Nut	Brass	Nickel QQ-N-290

Click the following link (or enter part number in "SEARCH" on website) to obtain additional part information including price, inventory and certifications: [75 Ohm TNC Male Right Angle Connector Clamp/Solder Attachment for RG11, RG144, RG216 PE44170](#)



75 Ohm TNC Male Right Angle Connector Clamp/ Solder Attachment for RG11, RG144, RG216

RF Connectors Technical Data Sheet

PE44170

Environmental Specifications

Temperature

Operating Range

-65 to +165 deg C

Compliance Certifications (see [product page](#) for current document)

Plotted and Other Data

Notes:

75 Ohm TNC Male Right Angle Connector Clamp/Solder Attachment for RG11, RG144, RG216 from Pasternack Enterprises has same day shipment for domestic and International orders. Our RF, microwave and millimeter wave products maintain a 99% availability and are part of the broadest selection in the industry.

Click the following link (or enter part number in "SEARCH" on website) to obtain additional part information including price, inventory and certifications: [75 Ohm TNC Male Right Angle Connector Clamp/Solder Attachment for RG11, RG144, RG216 PE44170](#)

URL: <https://www.pasternack.com/tnc-male-standard-rg11-rg216-connector-pe44170-p.aspx>

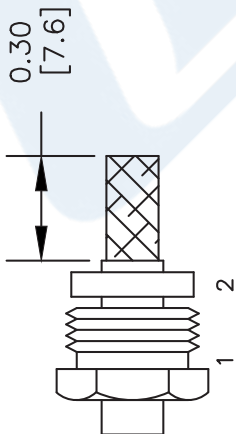
The information contained in this document is accurate to the best of our knowledge and representative of the part described herein. It may be necessary to make modifications to the part and/or the documentation of the part, in order to implement improvements. Pasternack reserves the right to make such changes as required. Unless otherwise stated, all specifications are nominal. Pasternack does not make any representation or warranty regarding the suitability of the part described herein for any particular purpose, and Pasternack does not assume any liability arising out of the use of any part or documentation.

PE44170 CAD Drawing

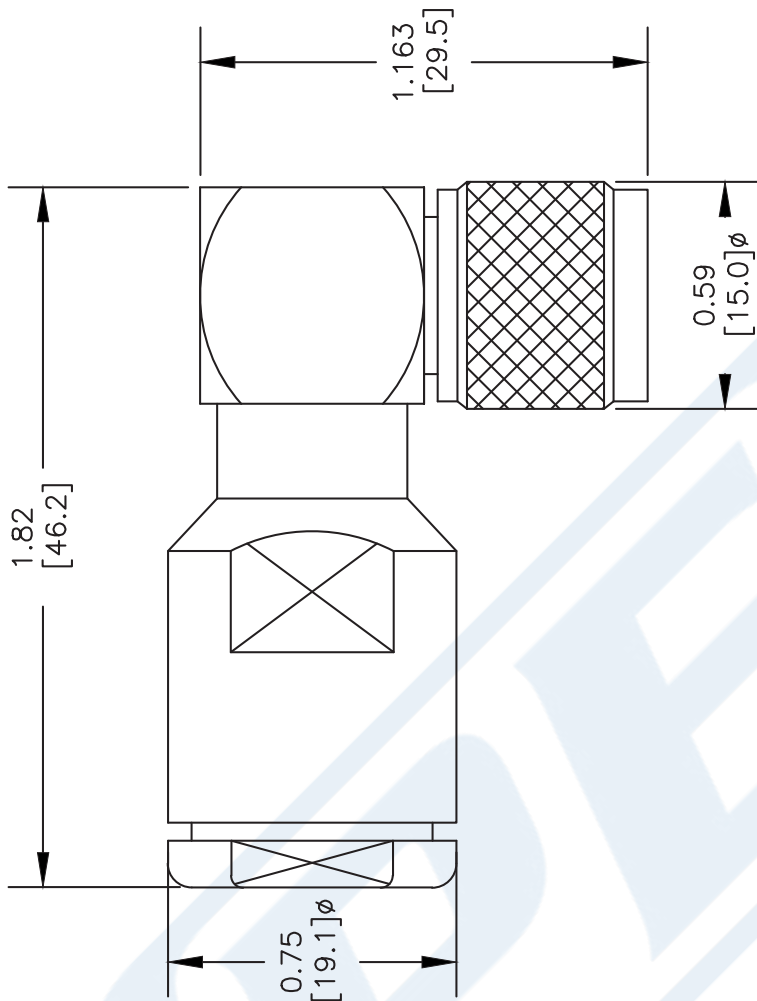
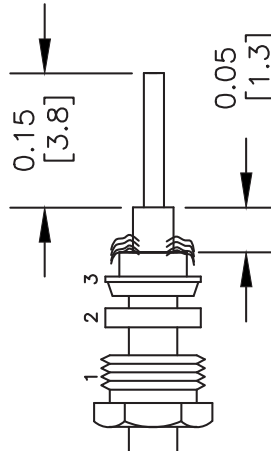
75 Ohm TNC Male Right Angle Connector Clamp/
Solder Attachment for RG11, RG144, RG216

ASSEMBLY PROCEDURES

1. SLIDE CLAMP NUT (1) & GASKET (2) OVER CABLE. STRIP CABLE AS SHOWN. DO NOT NICK BRAID WHILE CUTTING JACKET. TAPER END OF BRAID TO PERMIT ASSEMBLY OF BRAID CLAMP (3) SLIDE BRAID CLAMP(3) OVER BRAID & SEAT AGAINST CABLE.



2. FORM BRAID OVER CLAMP NUT (3). TRIM BRAID BACK TO SHOULDER. CUT DIELECTRIC TO DIMENSION SHOWN. DO NOT NICK CENTER CONDUCTOR. SOLDER CONTACT TO CENTER CONDUCTOR. REMOVE EXCESS SOLDER. DO NOT OVER HEAT DIELECTRIC. INSERT CABLE ASSEMBLY INTO BODY & TIGHTEN.



DWG TITLE

PE44170

FSCM NO. 53919

NOTES:

1. UNLESS OTHERWISE SPECIFIED ALL DIMENSIONS ARE NOMINAL.
2. ALL SPECIFICATIONS ARE SUBJECT TO CHANGE WITHOUT NOTICE AT ANY TIME.
3. DIMENSIONS ARE IN INCHES [mm].
4. FITS MIL-C-17 AND EQUIVALENT CABLES.

CAD FILE 070102

SCALE N/A

SIZE A

XXXX

PE PASTERNAK®

Pasternack Enterprises, Inc.
P.O. Box 16759 | Irvine | CA | 92623
Phone: (949) 261-1920 | Fax: (949) 261-7451
Website: www.pasternack.com | E-Mail: sales@pasternack.com



75 Ohm TNC Male Right Angle Connector Clamp/ Solder Attachment for RG11, RG144, RG216

RF Connectors Technical Data Sheet

PE44170

Configuration

- TNC Male Connector
- MIL-STD-348
- 75 Ohms
- Right Angle Body Geometry
- RG11, RG144, RG216 Interface Type
- Clamp/Solder Attachment

Features

- Silver Plated Contact
- Contact plating according to QQ-S-365

Applications

- General Purpose Test
- Custom Cable Assemblies

Description

Pasternack's PE44170 75 ohm TNC male right angle connector with clamp/solder attachment for RG11, RG144 and RG216 is part of our full line of RF components available for same-day shipping. Its right angle body geometry allows for easier connections in tight spaces.

Our 75 ohm TNC male right angle connector PE44170 datasheet specifications and drawing with dimensions are shown below in this PDF. Pasternack's broad catalog of RF, microwave and millimeter wave connectors allows designers to configure and customize their signal connections however they like. Whether the need is to provide an I/O for a board design, or simply create a custom cable assembly configuration, Pasternack has the right connector for the job. Pasternack can also expertly build your custom cable assemblies for you and ship same-day.

Mechanical Specifications

Size

Length	1.82 in [46.23 mm]
Width/Dia.	0.75 in [19.05 mm]
Height	1.163 in [29.54 mm]
Weight	0.165 lbs [74.84 g]

Material Specifications

Description	Material	Plating
Contact		Silver QQ-S-365
Insulation	PTFE	
Body	Brass	Nickel QQ-N-290
Coupling Nut	Brass	Nickel QQ-N-290

Click the following link (or enter part number in "SEARCH" on website) to obtain additional part information including price, inventory and certifications: [75 Ohm TNC Male Right Angle Connector Clamp/Solder Attachment for RG11, RG144, RG216 PE44170](#)



75 Ohm TNC Male Right Angle Connector Clamp/ Solder Attachment for RG11, RG144, RG216

RF Connectors Technical Data Sheet

PE44170

Environmental Specifications

Temperature

Operating Range

-65 to +165 deg C

Compliance Certifications (see [product page](#) for current document)

Plotted and Other Data

Notes:

75 Ohm TNC Male Right Angle Connector Clamp/Solder Attachment for RG11, RG144, RG216 from Pasternack Enterprises has same day shipment for domestic and International orders. Our RF, microwave and millimeter wave products maintain a 99% availability and are part of the broadest selection in the industry.

Click the following link (or enter part number in "SEARCH" on website) to obtain additional part information including price, inventory and certifications: [75 Ohm TNC Male Right Angle Connector Clamp/Solder Attachment for RG11, RG144, RG216 PE44170](#)

URL: <https://www.pasternack.com/tnc-male-standard-rg11-rg216-connector-pe44170-p.aspx>

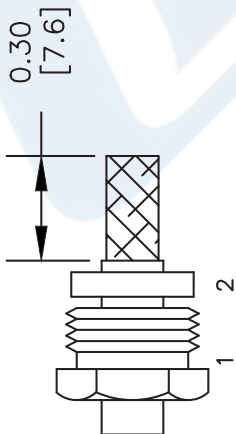
The information contained in this document is accurate to the best of our knowledge and representative of the part described herein. It may be necessary to make modifications to the part and/or the documentation of the part, in order to implement improvements. Pasternack reserves the right to make such changes as required. Unless otherwise stated, all specifications are nominal. Pasternack does not make any representation or warranty regarding the suitability of the part described herein for any particular purpose, and Pasternack does not assume any liability arising out of the use of any part or documentation.

PE44170 CAD Drawing

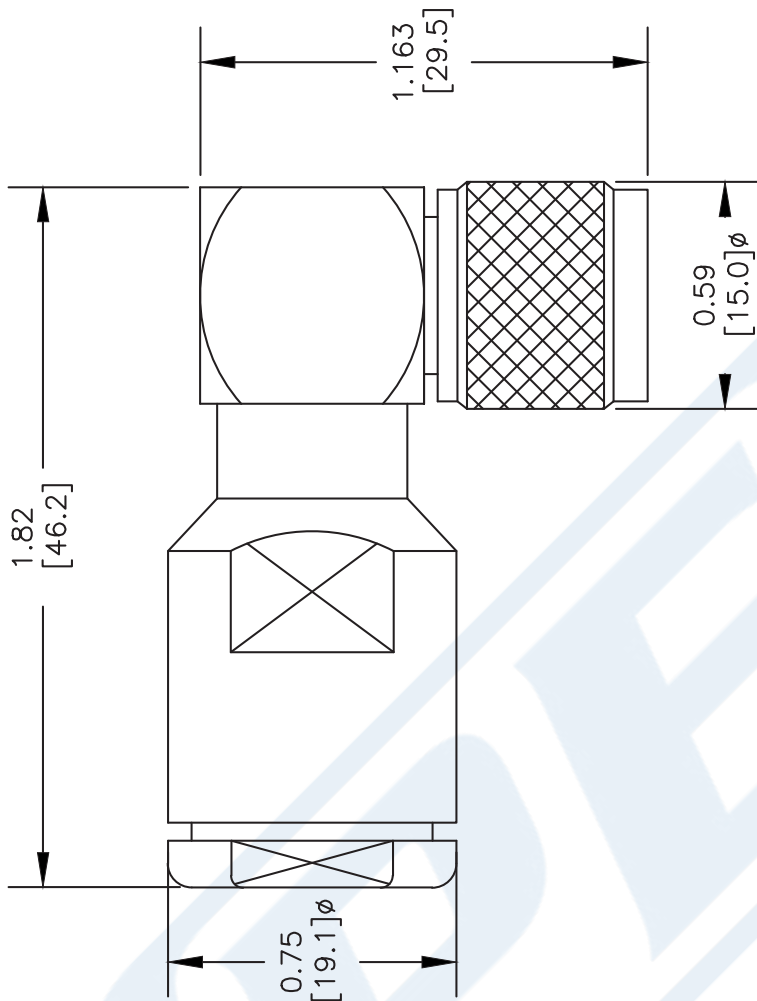
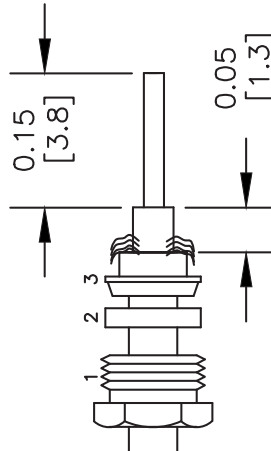
75 Ohm TNC Male Right Angle Connector Clamp/
Solder Attachment for RG11, RG144, RG216

ASSEMBLY PROCEDURES

1. SLIDE CLAMP NUT (1) & GASKET (2) OVER CABLE. STRIP CABLE AS SHOWN. DO NOT NICK BRAID WHILE CUTTING JACKET. TAPER END OF BRAID TO PERMIT ASSEMBLY OF BRAID CLAMP (3) SLIDE BRAID CLAMP(3) OVER BRAID & SEAT AGAINST CABLE.



2. FORM BRAID OVER CLAMP NUT (3). TRIM BRAID BACK TO SHOULDER. CUT DIELECTRIC TO DIMENSION SHOWN. DO NOT NICK CENTER CONDUCTOR. SOLDER CONTACT TO CENTER CONDUCTOR. REMOVE EXCESS SOLDER. DO NOT OVER HEAT DIELECTRIC. INSERT CABLE ASSEMBLY INTO BODY & TIGHTEN.



DWG TITLE

PE44170

NOTES:

1. UNLESS OTHERWISE SPECIFIED ALL DIMENSIONS ARE NOMINAL.
2. ALL SPECIFICATIONS ARE SUBJECT TO CHANGE WITHOUT NOTICE AT ANY TIME.
3. DIMENSIONS ARE IN INCHES [mm].
4. FITS MIL-C-17 AND EQUIVALENT CABLES.

FSCM NO. 53919

CAD FILE 070102

SCALE N/A

SIZE A

XXXX

PE PASTERNAK®

Pasternack Enterprises, Inc.
P.O. Box 16759 | Irvine | CA | 92623
Phone: (949) 261-1920 | Fax: (949) 261-7451
Website: www.pasternack.com | E-Mail: sales@pasternack.com



75 Ohm Flexible RG216 Coax Cable Double Shielded with Black PVC Jacket

TECHNICAL DATA SHEET

RG216/U

75 Ohm Flexible RG216 Coax Cable Double Shielded with Black PVC Jacket

Configuration

Inner Conductor Material and Plating	Copper, Tin
Dielectric Type	PE
Shield Materials	Copper Braid, Copper Braid
Jacket Material and Color	PVC, Black

Electrical Specifications

Impedance, Ohms	75
Velocity of Propagation, %	66
Maximum Operating Frequency, GHz	3
Capacitance, pF/ft [pF/m]	20.7 [67.91]
Maximum Operating Voltage, Volts	3,700
Dielectric Withstanding Voltage, Vrms	10,000

Electrical Specifications by Frequency

Frequency 1

Frequency, MHz	10
Attenuation, dB/100ft [dB/100m]	0.66 [2.17]
Power Handling, KWatts	2.5

Frequency 2

Frequency, MHz	100
Attenuation, dB/100ft [dB/100m]	2.2 [7.22]
Power Handling, Watts	650

Frequency 3

Frequency, MHz	1000
Attenuation, dB/100ft [dB/100m]	9 [29.53]
Power Handling, Watts	150

Mechanical Specifications

Temperature

Operating Range, deg C	-40 to +80
------------------------	------------

Inner Conductor

Number of Strands	7
Material	Copper
Plating	Tin
Diameter, in [mm]	0.047 [1.19]

Click the following link (or enter part number in "SEARCH" on website) to obtain additional part information including price, inventory and certifications: [75 Ohm Flexible RG216 Coax Cable Double Shielded with Black PVC Jacket RG216/U](#)

The information contained in this document is accurate to the best of our knowledge and representative of the part described herein. It may be necessary to make modifications to the part and/or the documentation of the part, in order to implement improvements. Pasternack reserves the right to make such changes as required. Unless otherwise stated, all specifications are nominal.



75 Ohm Flexible RG216 Coax Cable Double Shielded with Black PVC Jacket

TECHNICAL DATA SHEET

RG216/U

Dielectric:

Type	PE
Diameter, in [mm]	0.285 [7.24]

Shield:

Number of	2
Material 1	Copper Braid
Material 2	Copper Braid
Diameter, in [mm]	0.331 [8.41]

Jacket:

Material	PVC
Diameter, in [mm]	0.425 [10.8]
Color	Black
Weight, lbs/ft [Kg/m]	0.134 [0.2]

Compliance Certifications (visit www.Pasternack.com for current document)

RoHS Compliant	Yes
----------------	-----

Plotted and Other Data

Notes:	Values at 25 °C, sea level
--------	----------------------------

75 Ohm Flexible RG216 Coax Cable Double Shielded with Black PVC Jacket from Pasternack Enterprises has same day shipment for domestic and International orders. Our RF, microwave and fiber optic products maintain a 99% availability and are part of the broadest selection in the industry.

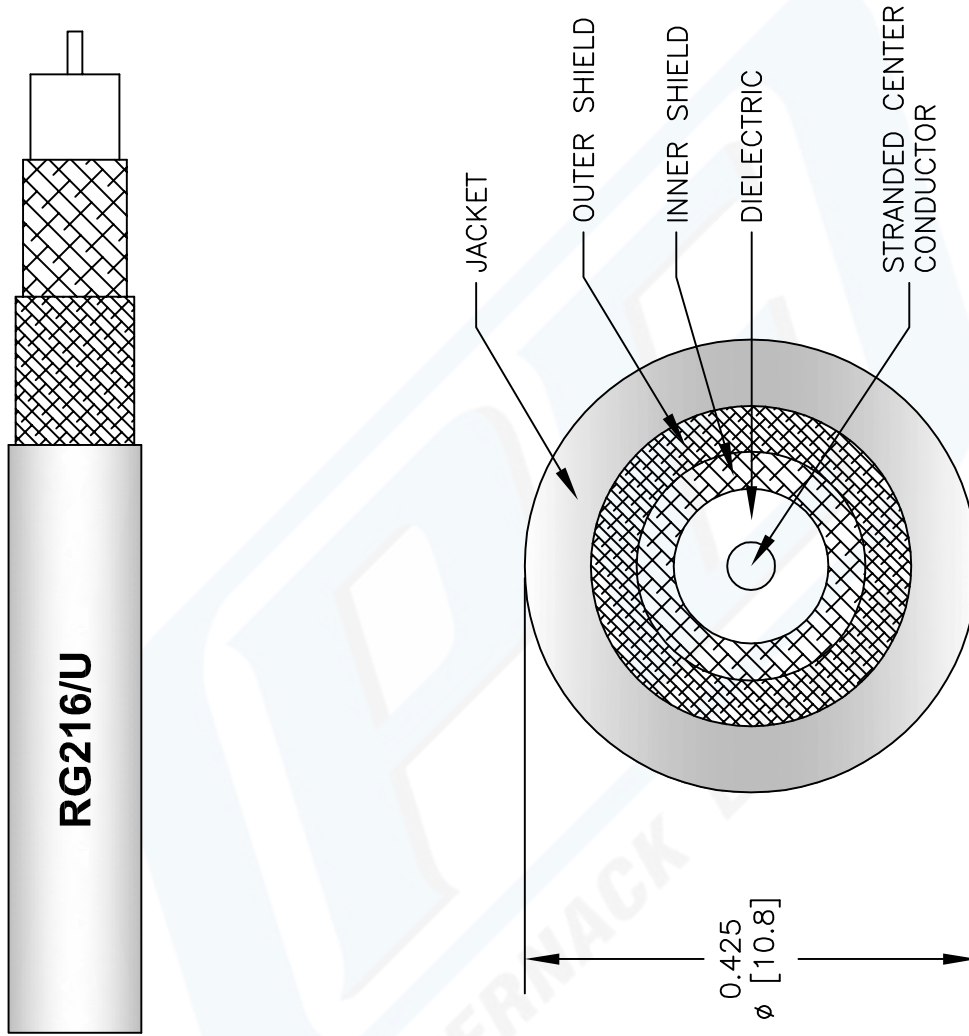
Click the following link (or enter part number in "SEARCH" on website) to obtain additional part information including price, inventory and certifications: [75 Ohm Flexible RG216 Coax Cable Double Shielded with Black PVC Jacket RG216/U](#)

URL: <http://www.pasternack.com/flexible-0.425-rg216-75-ohm-coax-cable-pvc-jacket-rg216-u-p.aspx>

The information contained in this document is accurate to the best of our knowledge and representative of the part described herein. It may be necessary to make modifications to the part and/or the documentation of the part, in order to implement improvements. Pasternack reserves the right to make such changes as required. Unless otherwise stated, all specifications are nominal.

RG216/U CAD Drawing

75 Ohm Flexible RG216 Coax Cable Double Shielded with Black PVC Jacket



NOTES:
 1. UNLESS OTHERWISE SPECIFIED ALL DIMENSIONS ARE NOMINAL.
 2. ALL SPECIFICATIONS ARE SUBJECT TO CHANGE WITHOUT NOTICE AT ANY TIME.
 3. DIMENSIONS ARE IN INCHES [mm].

DWG TITLE
RG216/U

REV. A	FSCM NO. 53919	CAD FILE	040113-A	SCALE	N/A	SIZE	A	147
--------	----------------	----------	----------	-------	-----	------	---	-----

PASTERNAK®
 Pasternack Enterprises, Inc.
 P.O. Box 16759 | Irvine | CA | 92623
 Phone: (949) 261-1920 | Fax: (949) 261-7451
 Website: www.pasternack.com | E-Mail: sales@pasternack.com