



SMP Male Push-On Connector Solder Attachment 2 Hole Flange Mount for RG405, PE-SR405FL, PE-SR405FLJ

RF Connectors Technical Data Sheet

PE45127

**Configuration**

- SMP Male Connector
- MIL-STD-348A
- 50 Ohms
- Straight Body Geometry
- RG405, PE-SR405FL, PE-SR405FLJ Interface Type
- Solder/Solder Attachment
- 2 Hole Flange

**Electrical Specifications**

| Description            | Minimum | Typical | Maximum | Units |
|------------------------|---------|---------|---------|-------|
| Frequency Range        | DC      |         | 18      | GHz   |
| VSWR                   |         |         | 1.3:1   |       |
| Operating Voltage (AC) |         |         | 335     | Vrms  |

**Mechanical Specifications**

|             |                    |
|-------------|--------------------|
| <b>Size</b> |                    |
| Length      | 0.386 in [9.8 mm]  |
| Width/Dia.  | 0.189 in [4.80 mm] |
| Height      | 0.492 in [12.5 mm] |
| Weight      | 0.006 lbs [2.72 g] |

**Material Specifications**

| Description | Material | Plating                 |
|-------------|----------|-------------------------|
| Contact     | Brass    | Gold<br>30µ in. minimum |
| Insulation  | Teflon   |                         |
| Body        | Brass    | Gold<br>3µ in. minimum  |

**Environmental Specifications**

|                    |                  |
|--------------------|------------------|
| <b>Temperature</b> |                  |
| Operating Range    | -65 to 165 deg C |

**Compliance Certifications** (visit [www.Pasternack.com](http://www.Pasternack.com) for current document)

|                 |            |
|-----------------|------------|
| RoHS Compliant  |            |
| REACH Compliant | 12/17/2014 |

Click the following link (or enter part number in "SEARCH" on website) to obtain additional part information including price, inventory and certifications: [SMP Male Push-On Connector Solder Attachment 2 Hole Flange Mount for RG405, PE-SR-405FL, PE-SR405FLJ PE45127](#)



## SMP Male Push-On Connector Solder Attachment 2 Hole Flange Mount for RG405, PE-SR405FL, PE-SR405FLJ

### RF Connectors Technical Data Sheet

PE45127

#### Plotted and Other Data

Notes:

SMP Male Push-On Connector Solder Attachment 2 Hole Flange Mount for RG405, PE-SR405FL, PE-SR405FLJ from Pasternack Enterprises has same day shipment for domestic and International orders. Our RF, microwave and millimeter wave products maintain a 99% availability and are part of the broadest selection in the industry.

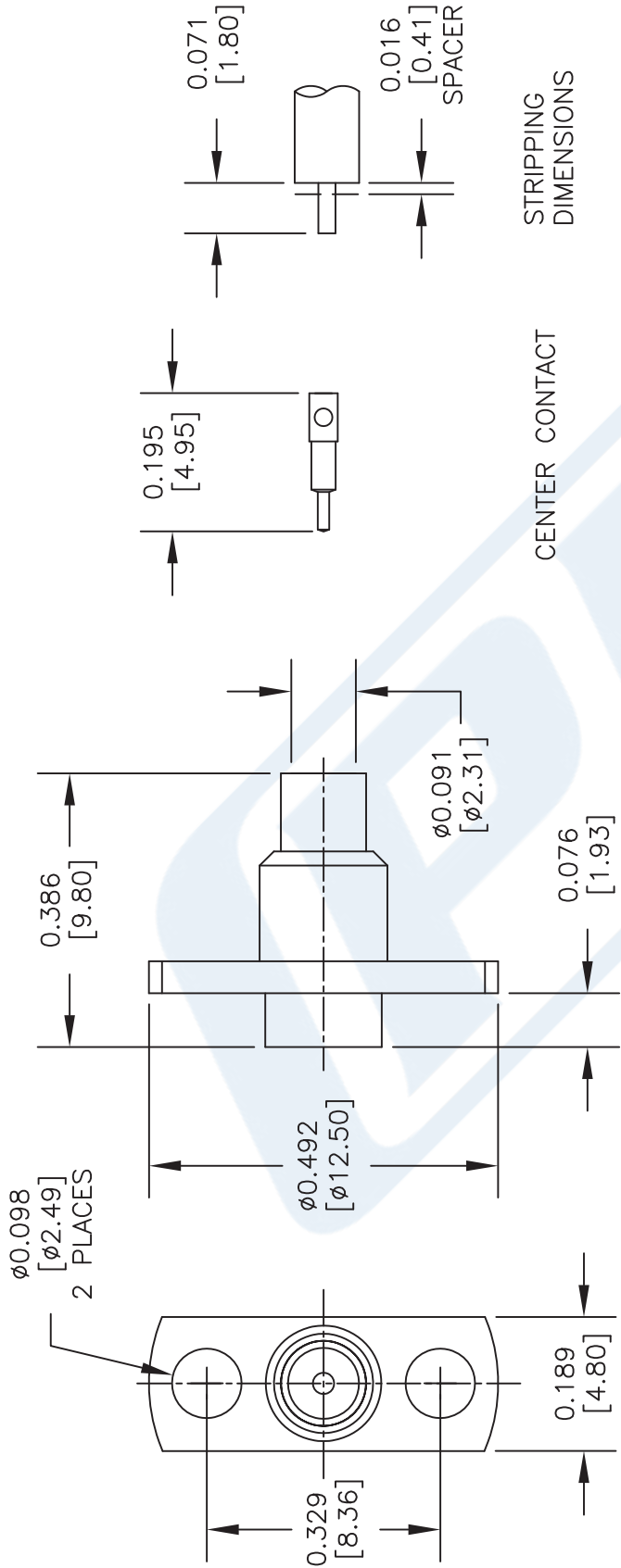
Click the following link (or enter part number in "SEARCH" on website) to obtain additional part information including price, inventory and certifications: [SMP Male Push-On Connector Solder Attachment 2 Hole Flange Mount for RG405, PE-SR405FL, PE-SR405FLJ PE45127](http://www.pasternack.com/smp-male-push-on-rg405-pe-sr405fl-pe-sr405flj-connector-pe45127-p.aspx)

URL: <http://www.pasternack.com/smp-male-push-on-rg405-pe-sr405fl-pe-sr405flj-connector-pe45127-p.aspx>

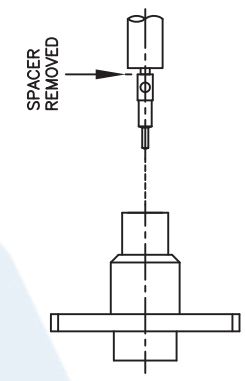
The information contained in this document is accurate to the best of our knowledge and representative of the part described herein. It may be necessary to make modifications to the part and/or the documentation of the part, in order to implement improvements. Pasternack reserves the right to make such changes as required. Unless otherwise stated, all specifications are nominal. Pasternack does not make any representation or warranty regarding the suitability of the part described herein for any particular purpose, and Pasternack does not assume any liability arising out of the use of any part or documentation.

# PE45127 CAD Drawing

SMP Male Push-On Connector Solder Attachment 2 Hole Flange  
Mount for RG405, PE-SR405FL, PE-SR405FLJ



CENTER CONTACT  
STRIPPING DIMENSIONS



### ASSEMBLY PROCEDURES

1. STRIP THE CABLE TO THE DIMENSIONS SHOWN, DO NOT NICK CENTER CONDUCTOR.
2. INSERT THE CENTER CONDUCTOR FULLY INTO THE CONTACT USING THE SPACER AND SOLDER. REMOVE THE SPACER AND ANY EXCESS SOLDER.
3. PUSH THE CONTACT INTO THE BODY UNTIL IT SEATS.
4. SOLDER THE OUTER CONDUCTOR TO THE BODY.

DWG TITLE

**PE45127**

NOTES:  
1. UNLESS OTHERWISE SPECIFIED ALL DIMENSIONS ARE NOMINAL.  
2. ALL SPECIFICATIONS ARE SUBJECT TO CHANGE WITHOUT NOTICE AT ANY TIME.  
3. DIMENSIONS ARE IN INCHES [mm].

**PE PASTERNAK**  
THE ENGINEER'S RF SOURCE  
Pasternack Enterprises, Inc.  
P.O. Box 16759 | Irvine | CA | 92623  
Phone: (949) 261-1920 | Fax: (949) 261-7451  
Website: www.pasternack.com | E-Mail: sales@pasternack.com

FSCM NO. 53919

CAD FILE 021115

SCALE N/A

SIZE A

200



## SMP Male Push-On Connector Solder Attachment 2 Hole Flange Mount for RG405, PE-SR405FL, PE-SR405FLJ

### RF Connectors Technical Data Sheet

PE45127

#### Configuration

- SMP Male Connector
- MIL-STD-348A
- 50 Ohms
- Straight Body Geometry
- RG405, PE-SR405FL, PE-SR405FLJ Interface Type
- Solder/Solder Attachment
- 2 Hole Flange

#### Electrical Specifications

| Description            | Minimum | Typical | Maximum | Units |
|------------------------|---------|---------|---------|-------|
| Frequency Range        | DC      |         | 18      | GHz   |
| VSWR                   |         |         | 1.3:1   |       |
| Operating Voltage (AC) |         |         | 335     | Vrms  |

#### Mechanical Specifications

##### Size

|            |                    |
|------------|--------------------|
| Length     | 0.386 in [9.8 mm]  |
| Width/Dia. | 0.189 in [4.80 mm] |
| Height     | 0.492 in [12.5 mm] |
| Weight     | 0.006 lbs [2.72 g] |

#### Material Specifications

| Description | Material | Plating                 |
|-------------|----------|-------------------------|
| Contact     | Brass    | Gold<br>30μ in. minimum |
| Insulation  | Teflon   |                         |
| Body        | Brass    | Gold<br>3μ in. minimum  |

#### Environmental Specifications

##### Temperature

|                 |                  |
|-----------------|------------------|
| Operating Range | -65 to 165 deg C |
|-----------------|------------------|

#### Compliance Certifications (visit [www.Pasternack.com](http://www.Pasternack.com) for current document)

|                 |            |
|-----------------|------------|
| RoHS Compliant  |            |
| REACH Compliant | 12/17/2014 |

Click the following link (or enter part number in "SEARCH" on website) to obtain additional part information including price, inventory and certifications: [SMP Male Push-On Connector Solder Attachment 2 Hole Flange Mount for RG405, PE-SR-405FL, PE-SR405FLJ PE45127](#)



## SMP Male Push-On Connector Solder Attachment 2 Hole Flange Mount for RG405, PE-SR405FL, PE-SR405FLJ

### RF Connectors Technical Data Sheet

PE45127

#### Plotted and Other Data

Notes:

SMP Male Push-On Connector Solder Attachment 2 Hole Flange Mount for RG405, PE-SR405FL, PE-SR405FLJ from Pasternack Enterprises has same day shipment for domestic and International orders. Our RF, microwave and millimeter wave products maintain a 99% availability and are part of the broadest selection in the industry.

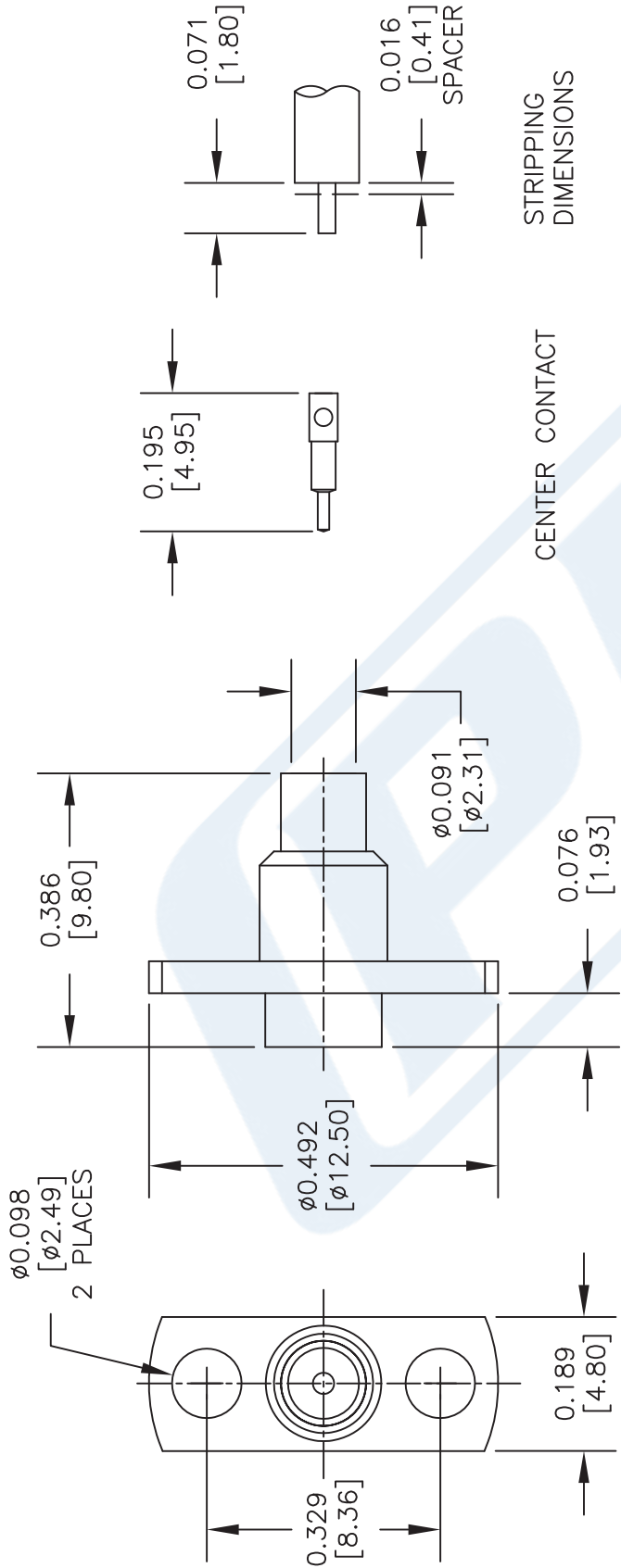
Click the following link (or enter part number in "SEARCH" on website) to obtain additional part information including price, inventory and certifications: [SMP Male Push-On Connector Solder Attachment 2 Hole Flange Mount for RG405, PE-SR405FL, PE-SR405FLJ PE45127](http://www.pasternack.com/smp-male-push-on-rg405-pe-sr405fl-pe-sr405flj-connector-pe45127-p.aspx)

URL: <http://www.pasternack.com/smp-male-push-on-rg405-pe-sr405fl-pe-sr405flj-connector-pe45127-p.aspx>

The information contained in this document is accurate to the best of our knowledge and representative of the part described herein. It may be necessary to make modifications to the part and/or the documentation of the part, in order to implement improvements. Pasternack reserves the right to make such changes as required. Unless otherwise stated, all specifications are nominal. Pasternack does not make any representation or warranty regarding the suitability of the part described herein for any particular purpose, and Pasternack does not assume any liability arising out of the use of any part or documentation.

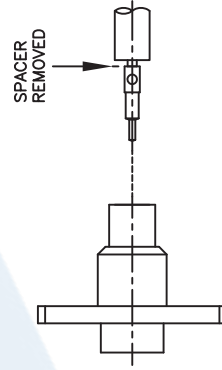
# PE45127 CAD Drawing

SMP Male Push-On Connector Solder Attachment 2 Hole Flange  
Mount for RG405, PE-SR405FL, PE-SR405FLJ



### ASSEMBLY PROCEDURES

1. STRIP THE CABLE TO THE DIMENSIONS SHOWN, DO NOT NICK CENTER CONDUCTOR.
2. INSERT THE CENTER CONDUCTOR FULLY INTO THE CONTACT USING THE SPACER AND SOLDER. REMOVE THE SPACER AND ANY EXCESS SOLDER.
3. PUSH THE CONTACT INTO THE BODY UNTIL IT SEATS.
4. SOLDER THE OUTER CONDUCTOR TO THE BODY.



DWG TITLE

**PE45127**

NOTES:  
1. UNLESS OTHERWISE SPECIFIED ALL DIMENSIONS ARE NOMINAL.  
2. ALL SPECIFICATIONS ARE SUBJECT TO CHANGE WITHOUT NOTICE AT ANY TIME.  
3. DIMENSIONS ARE IN INCHES [mm].

**PE PASTERNAK**  
THE ENGINEER'S RF SOURCE  
Pasternack Enterprises, Inc.  
P.O. Box 16759 | Irvine | CA | 92623  
Phone: (949) 261-1920 | Fax: (949) 261-7451  
Website: www.pasternack.com | E-Mail: sales@pasternack.com

FSCM NO. 53919

CAD FILE 021115

SCALE N/A

SIZE A

200

## 086 Semi-rigid Coax Cable with Copper Outer Conductor

### TECHNICAL DATA SHEET

RG405/U

#### 086 Semi-rigid Coax Cable with Copper Outer Conductor

##### Configuration

|                                      |                           |
|--------------------------------------|---------------------------|
| Inner Conductor Material and Plating | Copper Clad Steel, Silver |
| Dielectric Type                      | PTFE                      |
| Shield Materials                     | Copper                    |
| Jacket Material and Color            | Tan                       |

##### Electrical Specifications

|                                       |       |
|---------------------------------------|-------|
| Impedance, Ohms                       | 50    |
| Maximum Operating Frequency, GHz      | 40    |
| Dielectric Withstanding Voltage, Vrms | 5,000 |

##### Electrical Specifications by Frequency

###### Frequency 1

|                                 |            |
|---------------------------------|------------|
| Frequency, MHz                  | 1000       |
| Attenuation, dB/100ft [dB/100m] | 22 [72.18] |
| Power Handling, Watts           | 130        |

###### Frequency 2

|                                 |             |
|---------------------------------|-------------|
| Frequency, GHz                  | 10          |
| Attenuation, dB/100ft [dB/100m] | 80 [262.47] |
| Power Handling, Watts           | 35          |

###### Frequency 3

|                                 |             |
|---------------------------------|-------------|
| Frequency, GHz                  | 20          |
| Attenuation, dB/100ft [dB/100m] | 120 [393.7] |
| Power Handling, Watts           | 20          |

##### Mechanical Specifications

###### Temperature

|                        |             |
|------------------------|-------------|
| Operating Range, deg C | -55 to +125 |
|------------------------|-------------|

###### Inner Conductor

|                   |                   |
|-------------------|-------------------|
| Number of Strands | 1                 |
| Material          | Copper Clad Steel |
| Plating           | Silver            |
| Diameter, in [mm] | 0.02 [0.51]       |

###### Dielectric:

|                   |              |
|-------------------|--------------|
| Type              | PTFE         |
| Diameter, in [mm] | 0.066 [1.68] |

Click the following link (or enter part number in "SEARCH" on website) to obtain additional part information including price, inventory and certifications: [086 Semi-rigid Coax Cable with Copper Outer Conductor RG405/U](#)

The information contained in this document is accurate to the best of our knowledge and representative of the part described herein. It may be necessary to make modifications to the part and/or the documentation of the part, in order to implement improvements. Pasternack reserves the right to make such changes as required. Unless otherwise stated, all specifications are nominal.

## 086 Semi-rigid Coax Cable with Copper Outer Conductor

### TECHNICAL DATA SHEET

RG405/U

**Shield:**

|                   |              |
|-------------------|--------------|
| Number of         | 1            |
| Material 1        | Copper       |
| Diameter, in [mm] | 0.087 [2.21] |

**Jacket:**

|                                       |              |
|---------------------------------------|--------------|
| Color                                 | Tan          |
| One Time Minimum Bend Radius, in [mm] | 0.05 [1.27]  |
| Weight, lbs/ft [Kg/m]                 | 0.015 [0.02] |

**Compliance Certifications** (visit [www.Pasternack.com](http://www.Pasternack.com) for current document)

|                |     |
|----------------|-----|
| RoHS Compliant | Yes |
|----------------|-----|

**Plotted and Other Data**

Notes: Values at 25 °C, sea level

086 Semi-rigid Coax Cable with Copper Outer Conductor from Pasternack Enterprises has same day shipment for domestic and International orders. Our RF, microwave and fiber optic products maintain a 99% availability and are part of the broadest selection in the industry.

Click the following link (or enter part number in "SEARCH" on website) to obtain additional part information including price, inventory and certifications: [086 Semi-rigid Coax Cable with Copper Outer Conductor RG405/U](#)

URL: <http://www.pasternack.com/semirigid-0.085-rg405-50-ohm-coax-cable-copper-rg405-u-p.aspx>

The information contained in this document is accurate to the best of our knowledge and representative of the part described herein. It may be necessary to make modifications to the part and/or the documentation of the part, in order to implement improvements. Pasternack reserves the right to make such changes as required. Unless otherwise stated, all specifications are nominal.

# RG405/U CAD Drawing

086 Semi-rigid Coax Cable with Copper Outer Conductor



NOTES:  
 1. UNLESS OTHERWISE SPECIFIED ALL DIMENSIONS ARE NOMINAL.  
 2. ALL SPECIFICATIONS ARE SUBJECT TO CHANGE WITHOUT NOTICE AT ANY TIME.  
 3. DIMENSIONS ARE IN INCHES [mm].

DWG TITLE  
**RG405/U**

FSCM NO. 53919

CAD FILE 022908

SCALE N/A

SIZE A

2233

**PE PASTERNAK®**  
 Pasternack Enterprises, Inc.  
 P.O. Box 16759 | Irvine | CA | 92623  
**Phone:** (949) 261-1920 | **Fax:** (949) 261-7451  
**Website:** www.pasternack.com | **E-Mail:** sales@pasternack.com